LIST OF DRAWINGS

ARCHITECTURE

DWG:

A-GE-000	List of Drawings
A-GE-001	General notes
A-GE-002	Topographic Layout
A-SP-100	Site Plan

Block -A- Administration block

A-A-102	Ground floor plan (A)
A-A-103	Sections (A)
A-A-104	Elevations -01- (A)
A-A-105	Elevations -02- (A)
A-A-106	Finishing Schedule- (A)

Block -B- Fridge & Packing block

A-B-101	Ground+Mezzanine plan (B)
A-B-102	Sections (B)
A-B-103	Elevations -01- (B)
A-B-104	Elevations -02- (B)

Block -C- Services block

A-C-101	Mass plan+Sections (C)
A-C-102	Ground Floor+Basement (C)
A-C-103	Elevations (C)
A-A-104	Finishing Schedule- (C)

General Details

A-GE-101	Wall Sections -01-
A-GE-102	Wall Sections -02-
A-GE-103	Aluminum works
A-GE-105	Steel works
A-GE-106	Wooden works
A-GE-107	Bathrooms Details -01-
A-GE-108	Bathrooms Details -02-
A-GE-109	Bathrooms Details -03-

STRUCTURE

DWG:

Block -B- Fridge & Packing block

S-B-100	Metallic Structure Floor Plan
S-B-101	Metallic Structure Details

Block -C- Services block

S-C-101	Metallic Structure Details

MECHANICAL

DWG:

General

M-GE-001	Typical Details -01-
M-GE-002	Typical Details -02-
M-GE-003	Schedule Of Equipment

Block -A- Administration block

M-A-101	Ground floor -AC Layout
M-A-102	Mass plan -AC Layout
M-A-103	Ground floor -FF Layout
M-A-104	Ground floor -HT Layout
M-A-105	Ground floor -WW Layout
M-A-106	Ground floor -WW Layout
M-A-107	Mass plan -WW Layout
M-A-108	Ground floor -WS Layout

Block -B- Fridge & Packing block

M-B-201	Ground+Mezzanine floor-AC Layout
M-B-202	Mass plan -AC Layout
M-B-203	Ground floor -FF Layout
M-B-204	Ground floor -HT Layout
M-B-205	Ground floor -WW Layout
M-B-206	Mass plan -WW Layout
M-B-207	Ground floor -WS Layout

Block -C- Services block

M-C-301	Ground+Basement floor-FF Layout
M-C-302	Ground floor -WW Layout
M-C-303	Basement floor -WW Layout
M-C-304	Mass plan -WW Layout
M-C-305	Ground floor -WS Layout
M-C-306	Basement floor -WS Layout

ELECTRICAL

DWG:

General

E-GE-100	General Notes, Legend & Symbols
E-GE-101	General Riser Diagram
E-GE-102	Panel Boards Schedules
E-GE-103	Grounding System
E-GE-104	Typical Details.
E-GE-105	Exterior Lighting.

Block -A- Administration block

E-A-100	Lighting Layout
E-A-101	Power Layout
E-A-102	Power Layout
E-A-103	Low Current Layout
E-A-104	Fire Alarm Layout
E-A-105	AC-Power Layout
E-A-106	Lightning Layout

Block -B- Fridge & Packing block

E-B-100	Lighting Layout
E-B-101	Power Layout
E-B-102	Power Layout
E-B-103	Low Current Layout
E-B-104	Fire Alarm Layout
E-B-105	AC-Power Layout
E-B-106	Lightning Layout

Block -C- Services block

E-C-100	Lighting Layout
E-C-101	Power Layout
E-C-104	Fire Alarm Layout
E-C-105	AC-Power Layout

Rev.	Date	Description	Checked	Approved

THIS DRAWING IS A COPYRIGHT. DO NOT SCALE FROM THE DRAWING. THE CONTRACTOR AND HIS SUB-CONTRACTORS ARE TO VERIFY ALL DIMENSIONS ON SITE BEFORE MAKING SHOP DRAWINGS OR COMMENCING MANUFACTURE.

United Nation Development Programme
UNDP Lebanon
Social and Local Development Programme
P.O.Box: 11-3216 Beirut, Lebanon Tel: 961 1 962491

PROGRAMME:

Lebanese Host Communities Support Programme

CONSULTANT:

Project
WEST BEKAA - AGRICULTURE DEVELOPMENT CENTER
PLOT # 442

Drawing Title ELECTRICAL

LIST OF DRAWINGS

Scale: N.T.S.	Sheet Size: A1	
Approved By: V.B		Date: July-2016
Checked By: V.B		Date: July-2016
Drawn By: H.R		Date: July-2016
Client Code.		
Drawing No. L1003D-E-GE-000		Rev. 0

Approvals

SCHEDULE OF ALUMINUM WORKS

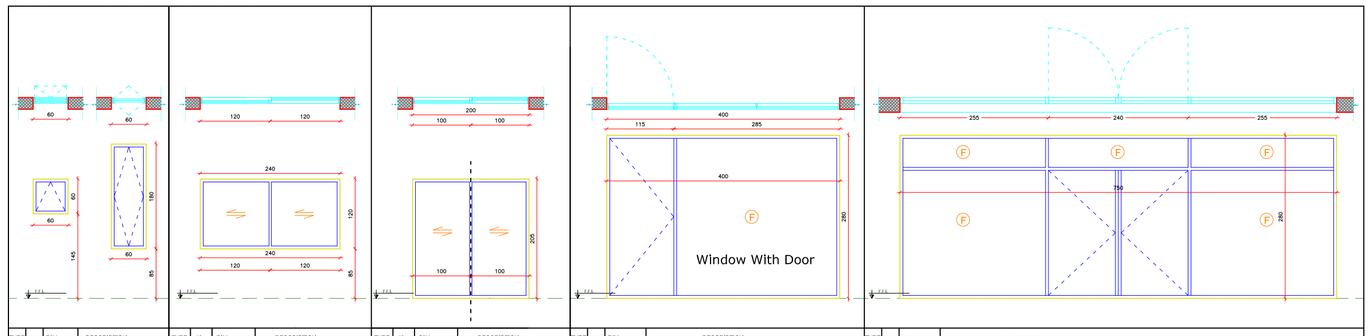

TYPE	No.	DIM.	DESCRIPTION
W1	8	60x120cm	Aluminum Hinged Windows With Glass
W1'	1	90x180cm	
LOCATION: BATHROOM,WC,CONTROL ROOM			

TYPE	No.	DIM.	DESCRIPTION
W2	11	240x120cm	Aluminum Sliding Windows With Glass
LOCATION: Offices Direction			

TYPE	No.	DIM.	DESCRIPTION
W3	6	200x210cm	Aluminum Sliding Doors
LOCATION: MULTIPURPOSE HALL			

TYPE	No.	DIM.	DESCRIPTION
W4	4	400x290cm	Aluminum Facade With Hinged Doors
LOCATION: SHOPS			

TYPE	No.	DIM.	DESCRIPTION
W5	1	750x280cm	Aluminum Facade With Hinged Doors
LOCATION: ENTRANCE HALL			

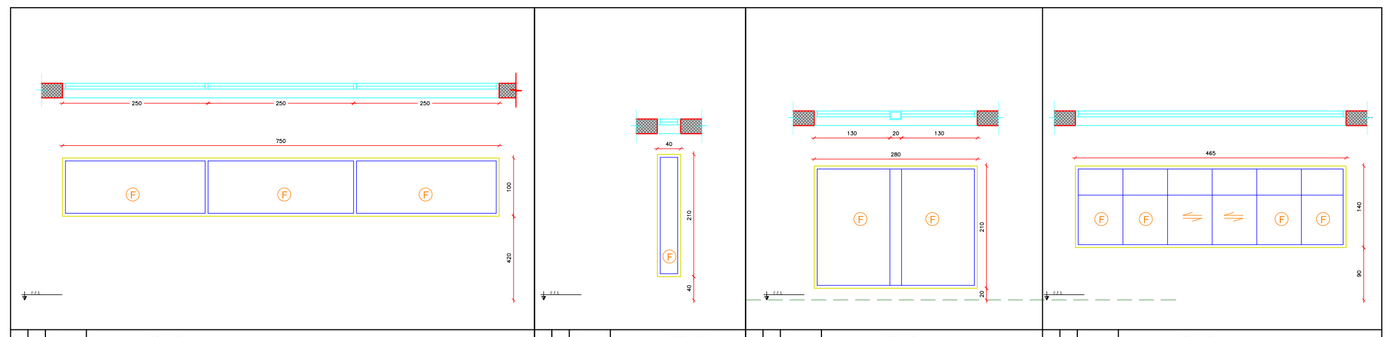

TYPE	No.	DIM.	DESCRIPTION
W6	1	750x100cm	Aluminum Fixed Window With Glass
LOCATION: Above Entrance Door			

TYPE	No.	DIM.	DESCRIPTION
W7	8	210x40cm	
LOCATION: Entrance Hall			

TYPE	No.	DIM.	DESCRIPTION
W8	2	280x210cm	Aluminum Fixed Window With Glass
LOCATION: Entrance Hall			

TYPE	No.	DIM.	DESCRIPTION
W11	1	465x140cm	Aluminum Sliding Windows
LOCATION: ENTRANCE OF DOCK			

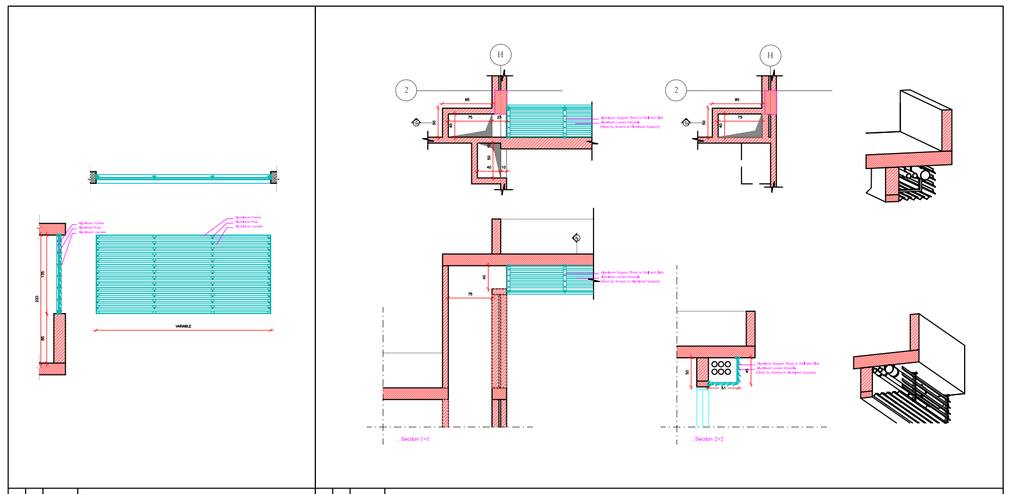

TYPE	No.	DIM.	DESCRIPTION
ALU1	4	515x135cm	Powder Coated Aluminum Louvers
ALU2	3	200x135cm	
LOCATION: Map Floor in Block -B-			

TYPE	No.	DIM.	DESCRIPTION
ALL3	2	1733x45cm	Powder Coated Aluminum Louvers
LOCATION: Entrance Hall in Block -A-			

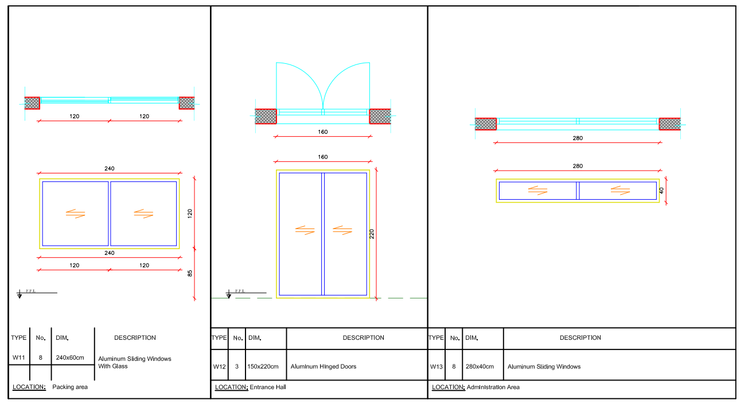

TYPE	No.	DIM.	DESCRIPTION
W11	9	240x80cm	Aluminum Sliding Windows With Glass
LOCATION: Packing area			

TYPE	No.	DIM.	DESCRIPTION
W12	3	150x220cm	Aluminum Hinged Doors
LOCATION: Entrance Hall			

TYPE	No.	DIM.	DESCRIPTION
W13	8	280x40cm	Aluminum Sliding Windows
LOCATION: Administration Area			

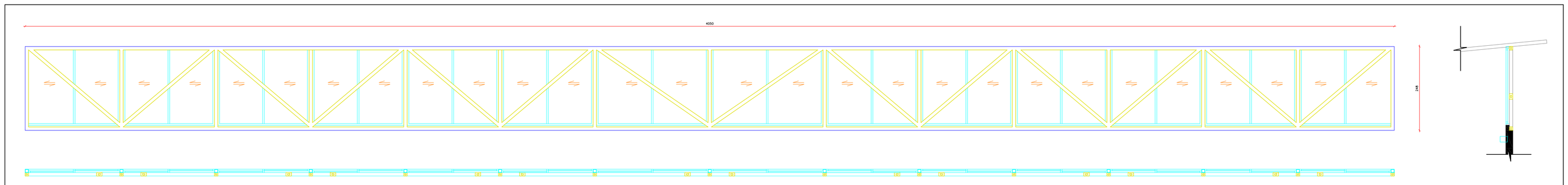

TYPE	No.	DIM.	DESCRIPTION
W10	1	4535x240cm	
LOCATION: PACKING ZONE			

Rev.	Date	Description	Checked	Approved

THIS DRAWING IS A COPYRIGHT. DO NOT SCALE FROM THE DRAWING. THE CONTRACTOR AND HIS SUB-CONTRACTORS ARE TO VERIFY ALL DIMENSIONS ON SITE BEFORE MAKING SHOP DRAWINGS OR COMMENCING MANUFACTURE.

United Nation Development Programme
UNDP Lebanon
Social and Local Development Programme
P.O.Box: 11-3216 Beirut, Lebanon Tel: 961 1 962491

PROGRAMME:

Lebanese Host Communities Support Programme

CONSULTANT:

Project
WEST BEKAA - AGRICULTURE DEVELOPMENT CENTER
PLOT # 442

Drawing Title ELECTRICAL

ALUMINUM WORKS

Scale: N.T.S.	Sheet Size: A1	
Approved By: V.B		Date: July-2016
Checked By: V.B		Date: July-2016
Drawn By: H.R		Date: July-2016
Client Code.		
Drawing No. L1003D-A-GE-103		Rev. 0

Approvals

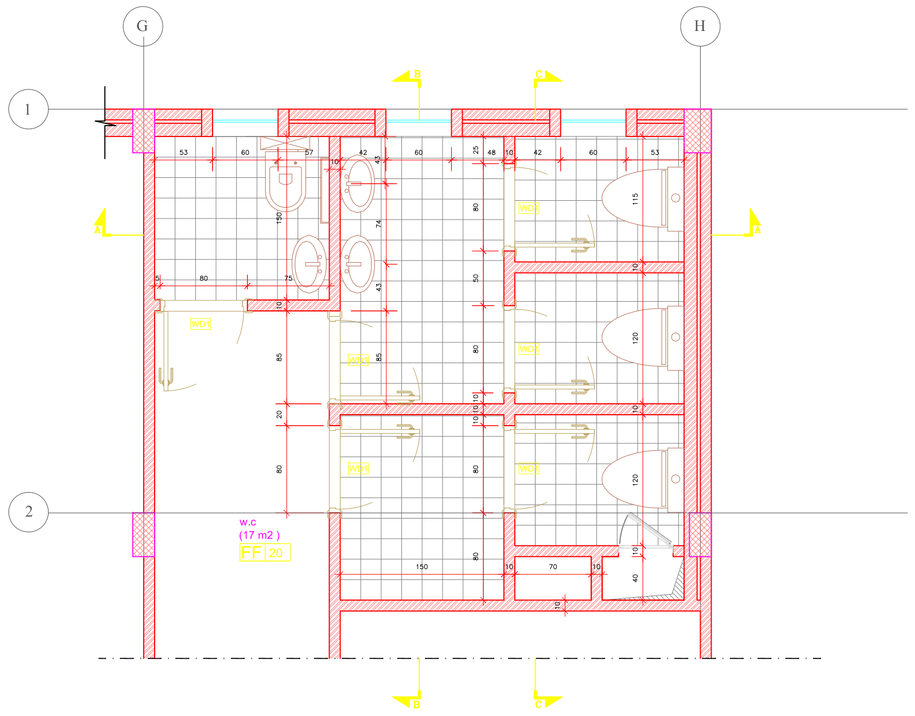

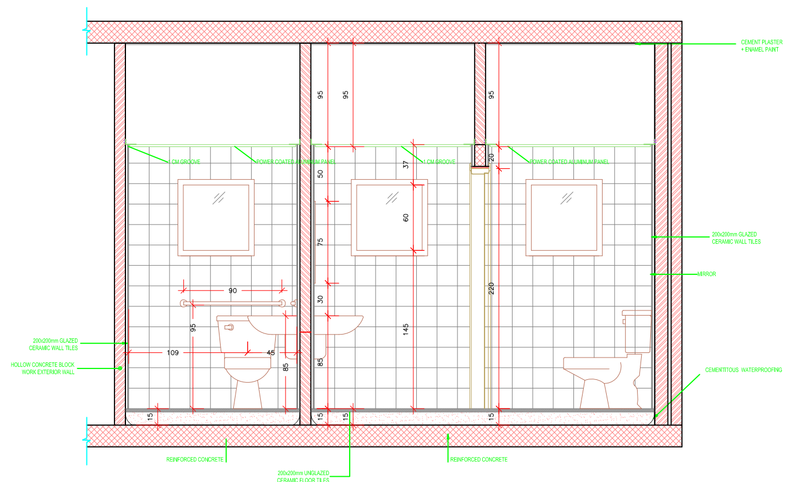

SECTION A-A

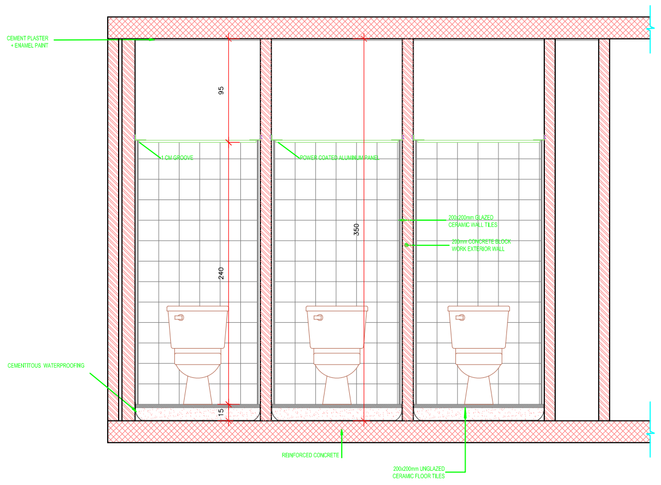

SECTION C-C

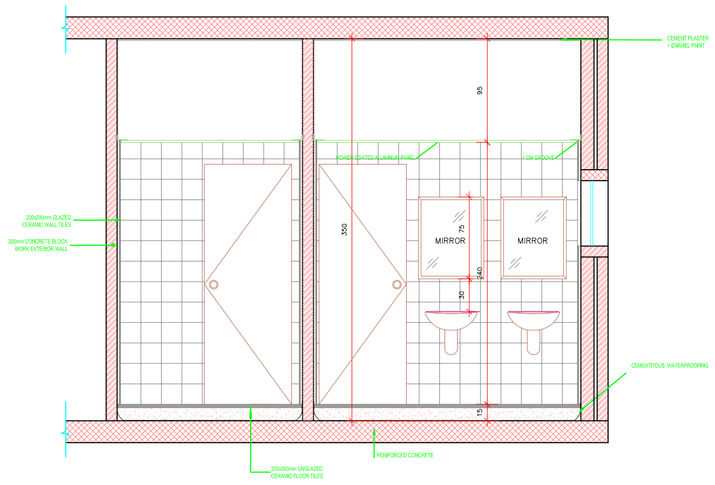

SECTION B-B

Rev.	Date	Description	Checked	Approved

THIS DRAWING IS A COPYRIGHT. DO NOT SCALE FROM THE DRAWING. THE CONTRACTOR AND HIS SUB-CONTRACTORS ARE TO VERIFY ALL DIMENSIONS ON SITE BEFORE MAKING SHOP DRAWINGS OR COMMENCING MANUFACTURE.

United Nation Development Programme
UNDP Lebanon
Social and Local Development Programme
P.O.Box: 11-3216 Beirut, Lebanon Tel: 961 1 962491

PROGRAMME:

Lebanese Host Communities Support Programme

CONSULTANT:

Project
WEST BEKAA - AGRICULTURE DEVELOPMENT CENTER
PLOT # 442

Drawing Title ELECTRICAL

BATHROOM DETAILS 01

Scale: 1/25	Sheet Size: A1	
Approved By: V.B		Date: July-2016
Checked By: V.B		Date: July-2016
Drawn By: H.R		Date: July-2016
Client Code.		
Drawing No. L1003D-A-GE-107		Rev. 0

Approvals

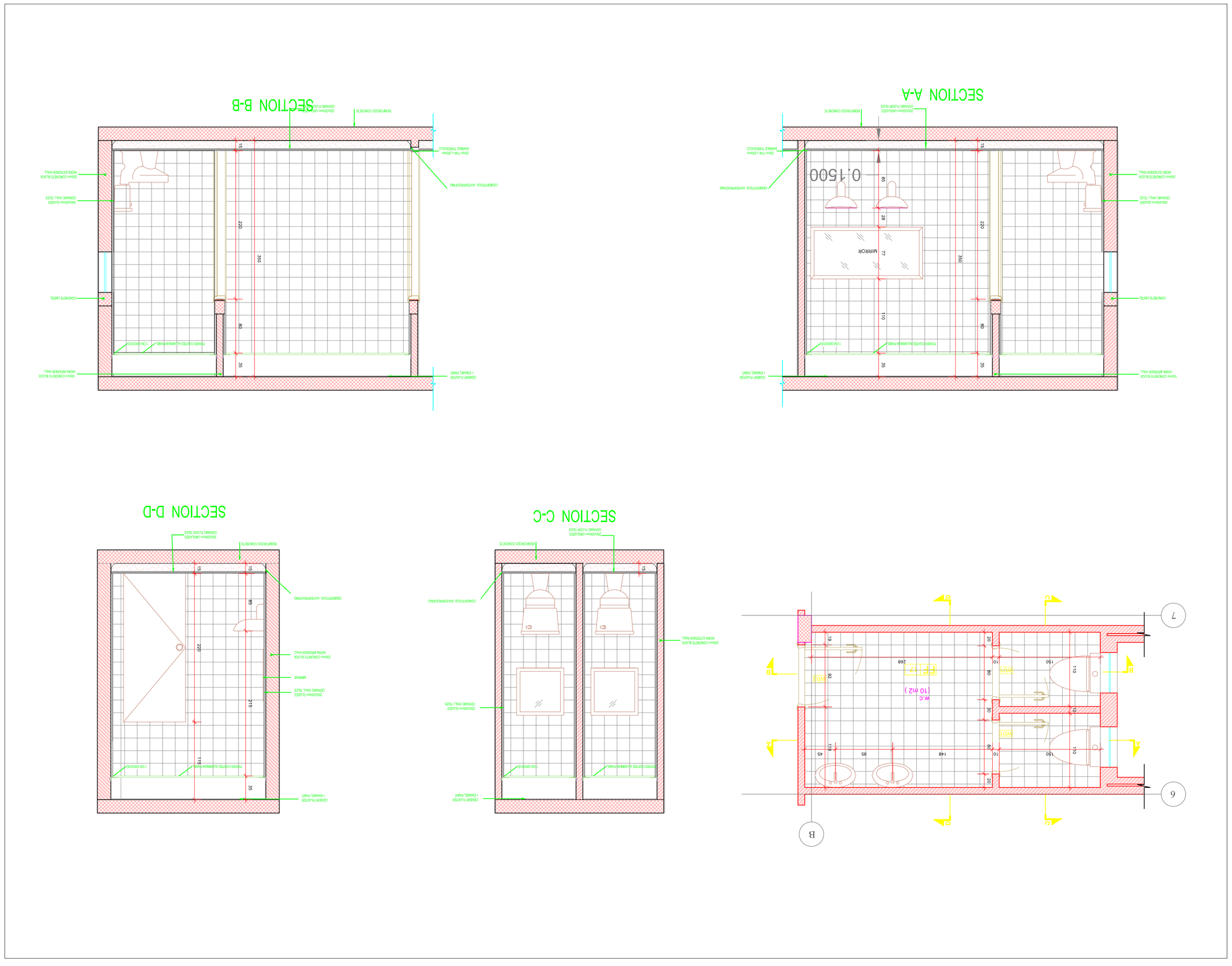

Rev.	Date	Description	Checked	Approved

THIS DRAWING IS A COPYRIGHT. DO NOT SCALE FROM THE DRAWING.
THE CONTRACTOR AND HIS SUB-CONTRACTORS ARE TO VERIFY ALL DIMENSIONS ON SITE BEFORE MAKING SHOP DRAWINGS OR COMMENCING MANUFACTURE.

United Nation Development Programme
UNDP Lebanon
Social and Local Development Programme
P.O.Box: 11-3216 Beirut, Lebanon Tel: 961 1 962491

PROGRAMME:

Lebanese Host Communities
Support Programme

CONSULTANT:

Project
WEST BEKAA - AGRICULTURE DEVELOPMENT CENTER
PLOT # 442

Drawing Title ELECTRICAL

BATHROOM DETAILS 02

Scale: 1/25	Sheet Size: A1
Approved By: V.B	Date: July-2016
Checked By: V.B	Date: July-2016
Drawn By: H.R	Date: July-2016
Client Code:	
Drawing No. L1003D-A-GE-108	Rev. 0

Approvals

N W E S

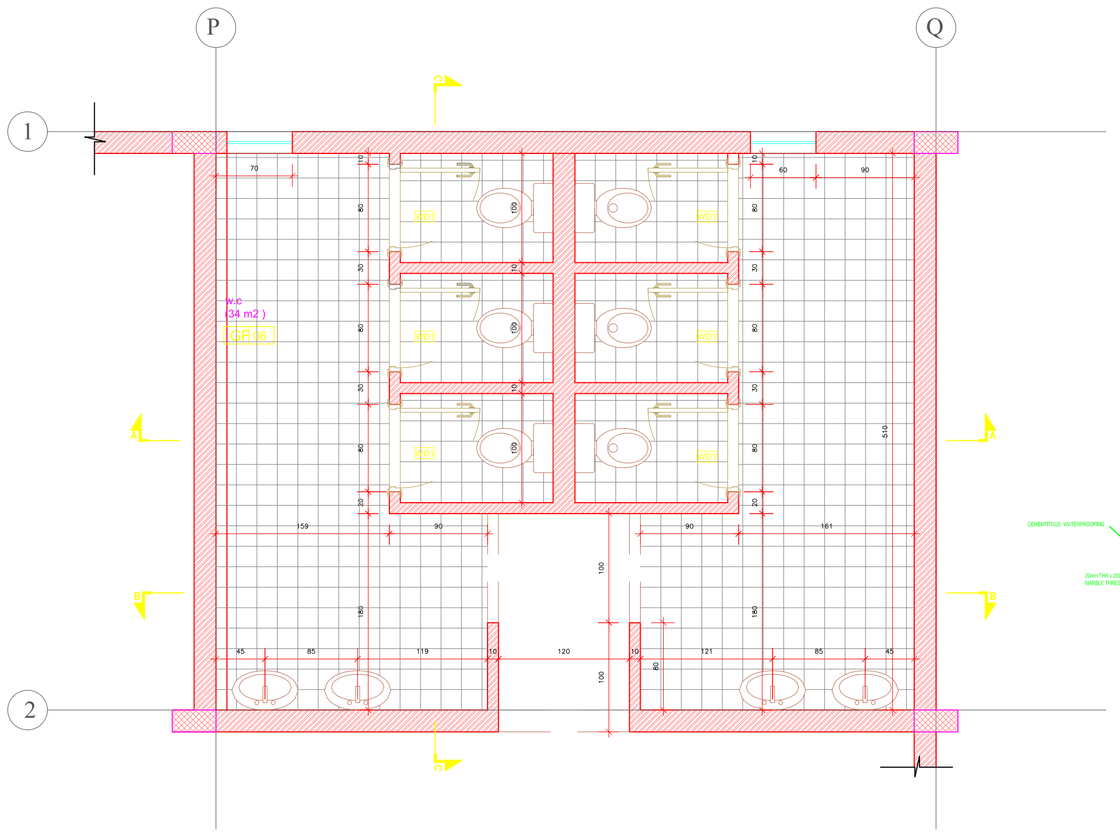

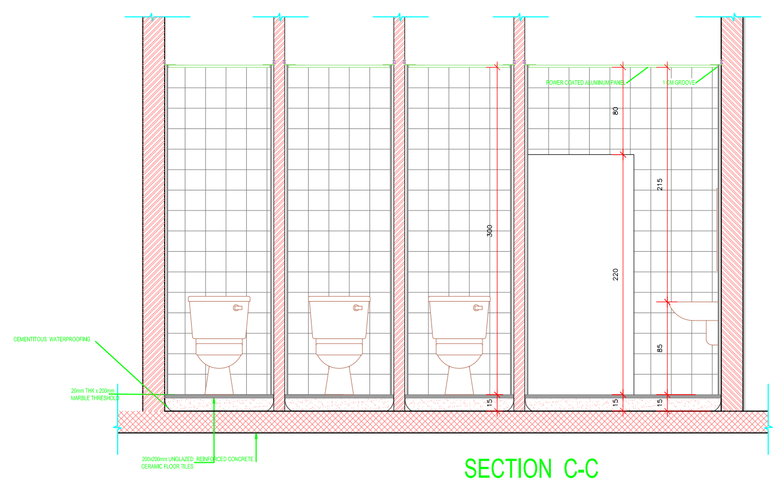

SECTION C-C

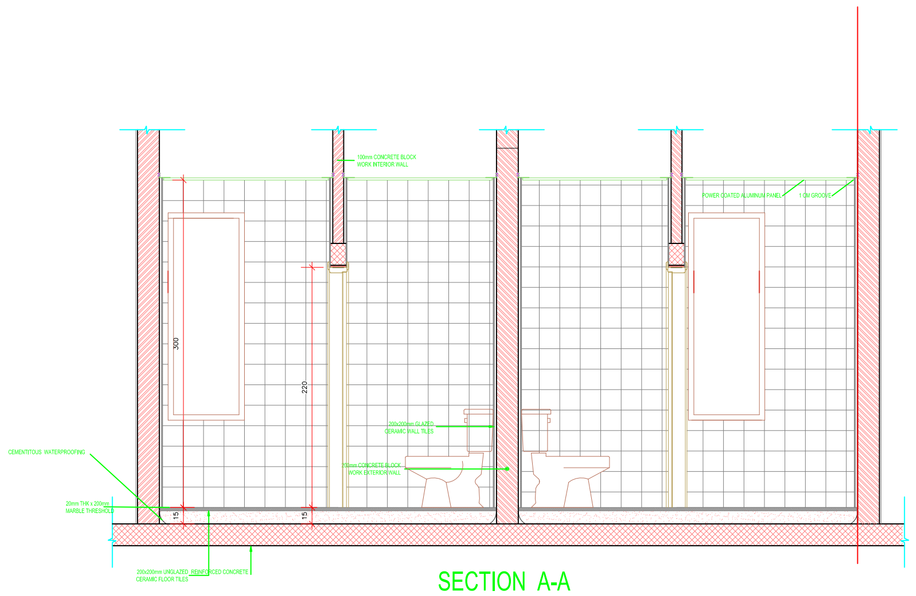

SECTION A-A

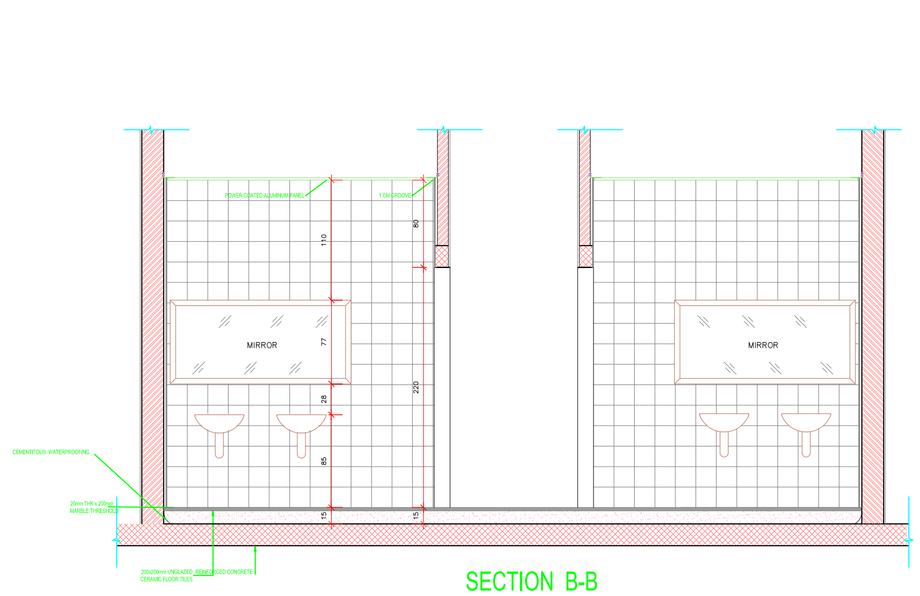

SECTION B-B

Rev.	Date	Description	Checked	Approved

THIS DRAWING IS A COPYRIGHT. DO NOT SCALE FROM THE DRAWING. THE CONTRACTOR AND HIS SUB-CONTRACTORS ARE TO VERIFY ALL DIMENSIONS ON SITE BEFORE MAKING SHOP DRAWINGS OR COMMENCING MANUFACTURE.

United Nation Development Programme
UNDP Lebanon
Social and Local Development Programme
P.O.Box: 11-3216 Beirut, Lebanon Tel: 961 1 962491

PROGRAMME:

Lebanese Host Communities Support Programme

CONSULTANT:

Project
WEST BEKAA - AGRICULTURE DEVELOPMENT CENTER
PLOT # 442

Drawing Title ELECTRICAL

BATHROOM DETAILS 03

Scale: 1/25	Sheet Size: A1		
Approved By:	V.B	Date:	July-2016
Checked By:	V.B	Date:	July-2016
Drawn By:	H.R	Date:	July-2016
Client Code.			
Drawing No.	L1003D-A-GE-109	Rev.	0

Approvals

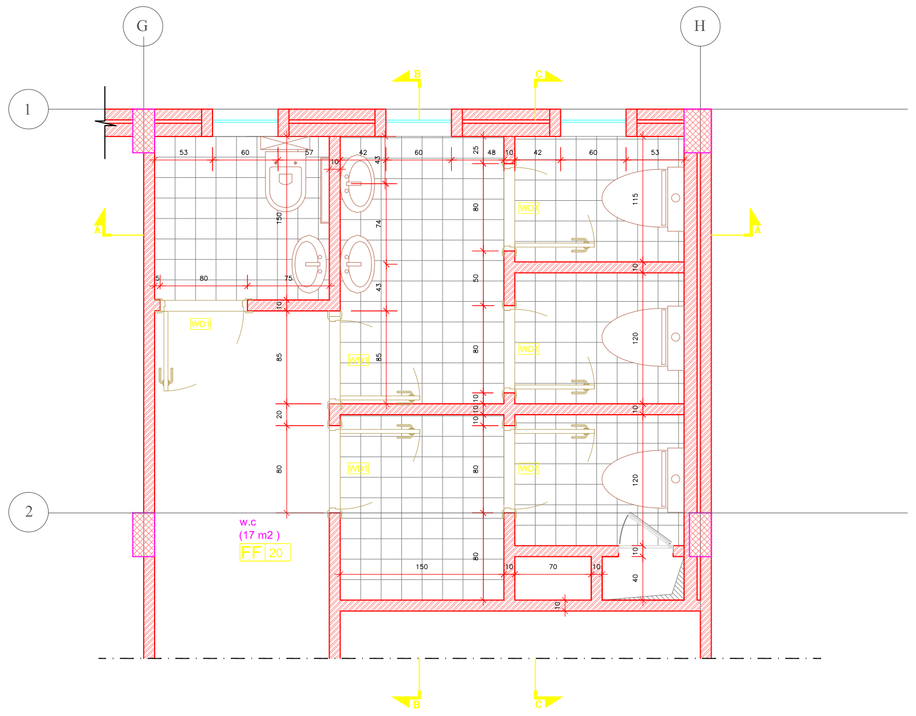

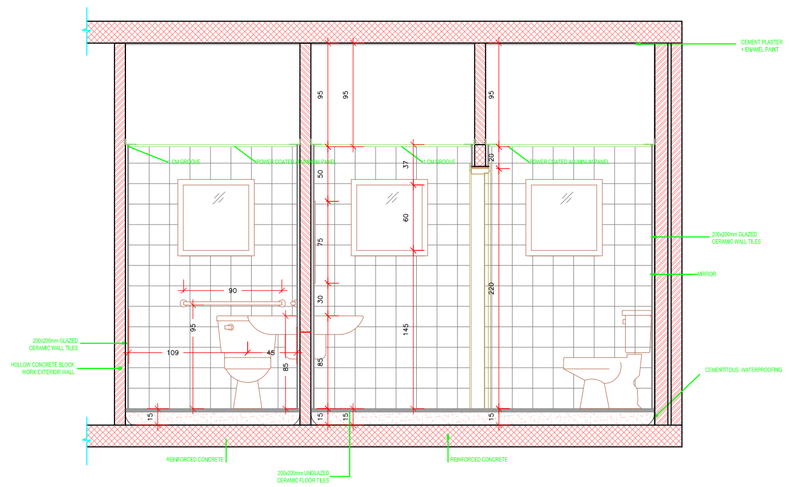

SECTION A-A

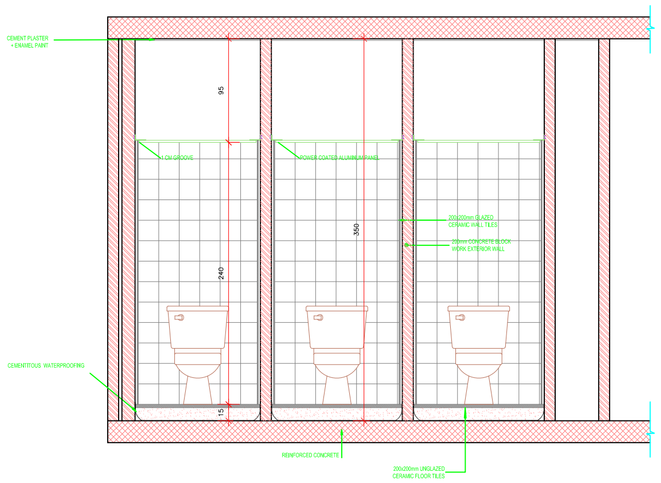

SECTION C-C

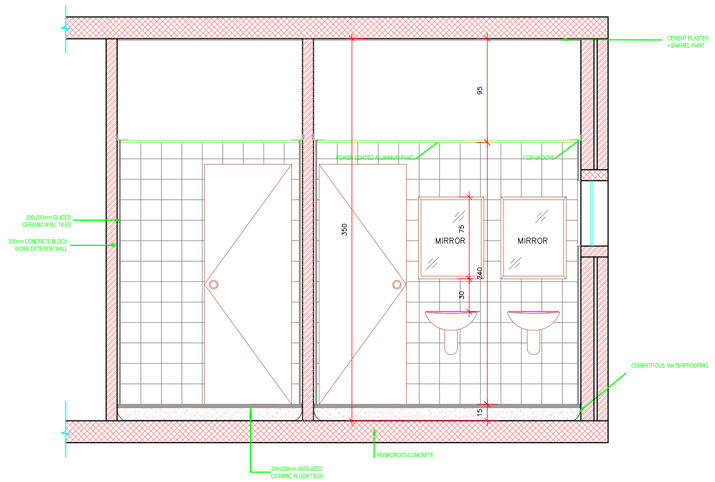

SECTION B-B

Rev.	Date	Description	Checked	Approved

THIS DRAWING IS A COPYRIGHT. DO NOT SCALE FROM THE DRAWING. THE CONTRACTOR AND HIS SUB-CONTRACTORS ARE TO VERIFY ALL DIMENSIONS ON SITE BEFORE MAKING SHOP DRAWINGS OR COMMENCING MANUFACTURE.

United Nation Development Programme
UNDP Lebanon
Social and Local Development Programme
P.O.Box: 11-3216 Beirut, Lebanon Tel: 961 1 962491

PROGRAMME:

Lebanese Host Communities Support Programme

CONSULTANT:

Project
WEST BEKAA - AGRICULTURE DEVELOPMENT CENTER
PLOT # 442

Drawing Title ELECTRICAL

BATHROOM DETAILS 01

Scale: 1/25	Sheet Size: A1	
Approved By: V.B		Date: July-2016
Checked By: V.B		Date: July-2016
Drawn By: H.R		Date: July-2016
Client Code.		
Drawing No. L1003D-A-GE-107		Rev. 0

Approvals

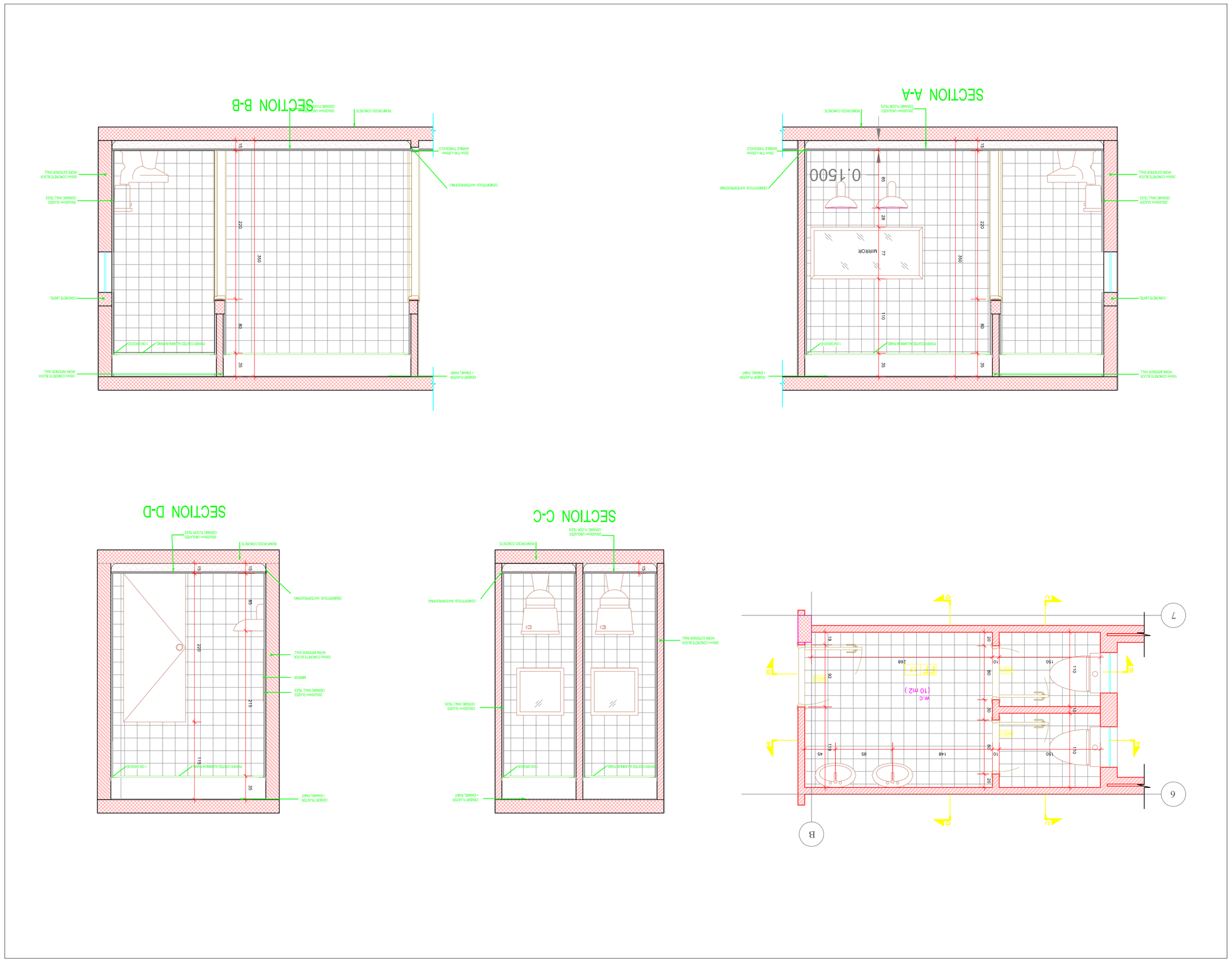

Rev.	Date	Description	Checked	Approved

THIS DRAWING IS A COPYRIGHT. DO NOT SCALE FROM THE DRAWING.
THE CONTRACTOR AND HIS SUB-CONTRACTORS ARE TO VERIFY ALL DIMENSIONS ON SITE BEFORE MAKING SHOP DRAWINGS OR COMMENCING MANUFACTURE.

United Nation Development Programme
UNDP Lebanon
Social and Local Development Programme
P.O.Box: 11-3216 Beirut, Lebanon Tel: 961 1 962491

PROGRAMME:

Lebanese Host Communities
Support Programme

CONSULTANT:

Project
WEST BEKAA - AGRICULTURE DEVELOPMENT CENTER
PLOT # 442

Drawing Title ELECTRICAL

BATHROOM DETAILS 02

Scale: 1/25	Sheet Size: A1
Approved By: V.B	Date: July-2016
Checked By: V.B	Date: July-2016
Drawn By: H.R	Date: July-2016
Client Code:	
Drawing No. L1003D-A-GE-108	Rev. 0

Approvals

N W E S

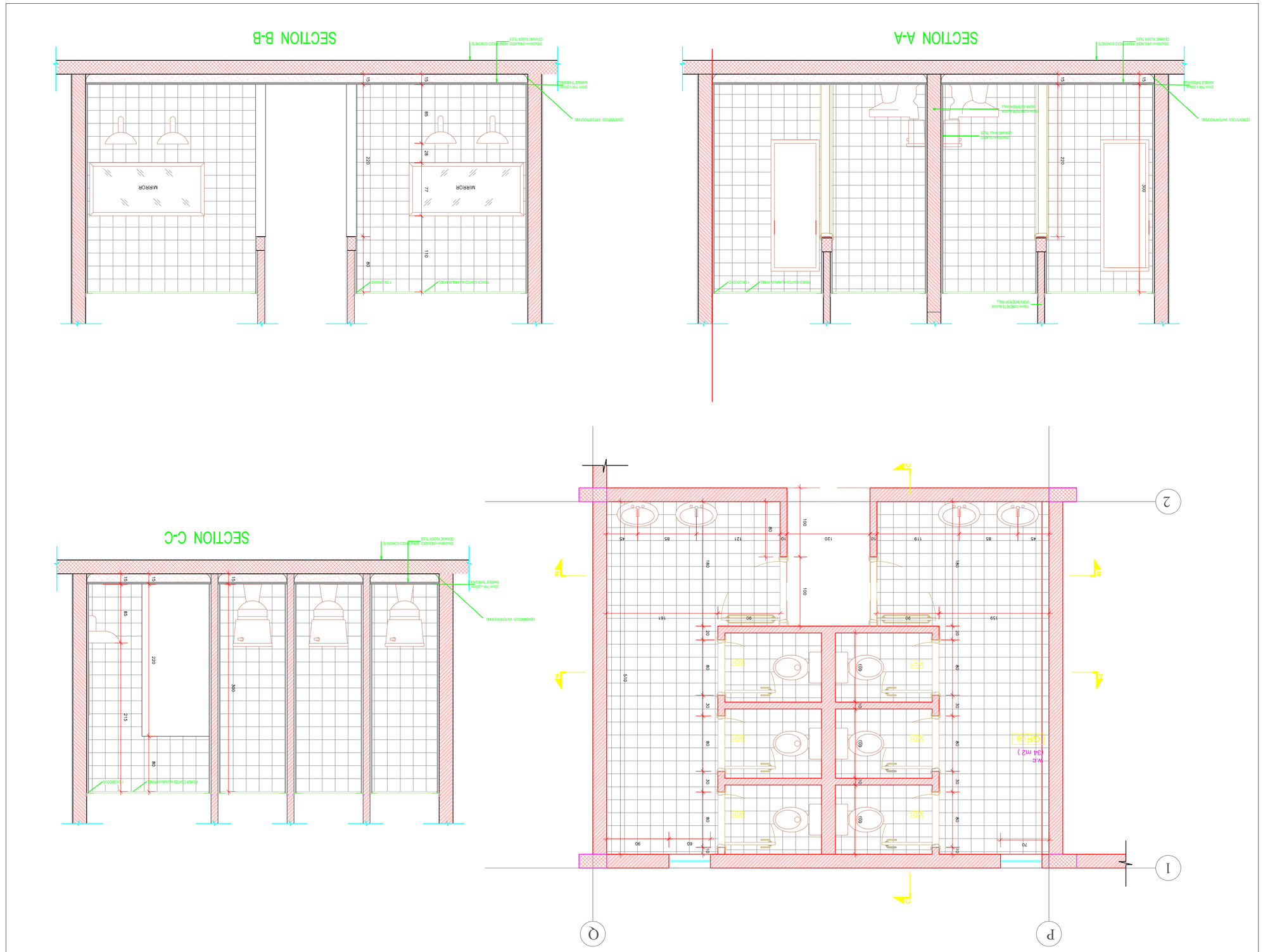

Rev.	Date	Description	Checked	Approved

THIS DRAWING IS A COPYRIGHT. DO NOT SCALE FROM THE DRAWING.
THE CONTRACTOR AND HIS SUB-CONTRACTORS ARE TO VERIFY ALL DIMENSIONS ON SITE BEFORE MAKING SHOP DRAWINGS OR COMMENCING MANUFACTURE.

United Nation Development Programme
UNDP Lebanon
Social and Local Development Programme
P.O.Box: 11-3216 Beirut, Lebanon Tel: 961 1 962491

PROGRAMME:
Lebanese Host Communities Support Programme

CONSULTANT:

Project
WEST BEKAA - AGRICULTURE DEVELOPMENT CENTER
PLOT # 442

Drawing Title
ELECTRICAL
BATHROOM DETAILS 03

Scale: 1/25	Sheet Size: A1
Approved By: V.B	Date: July-2016
Checked By: V.B	Date: July-2016
Drawn By: H.R	Date: July-2016
Client Code:	
Drawing No. L1003D-A-GE-109	Rev. 1

Approvals

N E S W

SCHEDULE OF STEEL DOORS

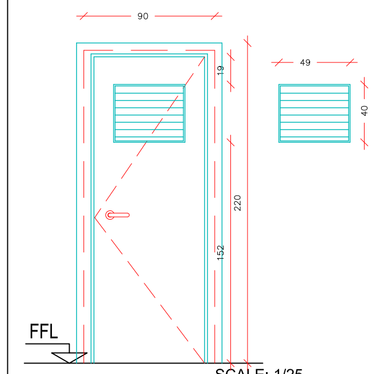

SCALE: 1/25

TYPE	Di.	No.	DESCRIPTION
SD2	220x90cm	3	SINGLE LEAF, GALVANIZED POWDER COATED STEEL FRAME&LEAF, WITH LOUVERS.

LOCATION: STORAGES)

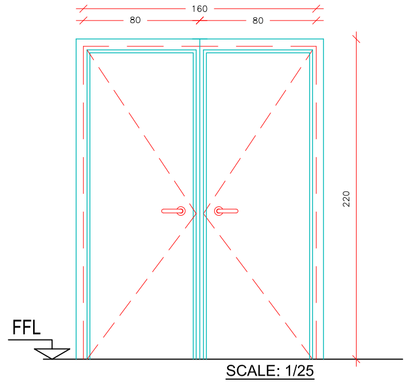

SCALE: 1/25

TYPE	Di.	No.	DESCRIPTION
SD3	220x160cm	5	2 HOURS FIRE RATED DOOR SET,DOUBLE LEAVES, GALVANIZED POWDER COATED STEEL FRAME&LEAF.

LOCATION: MECHANICAL & ELECTRICAL ROOMS

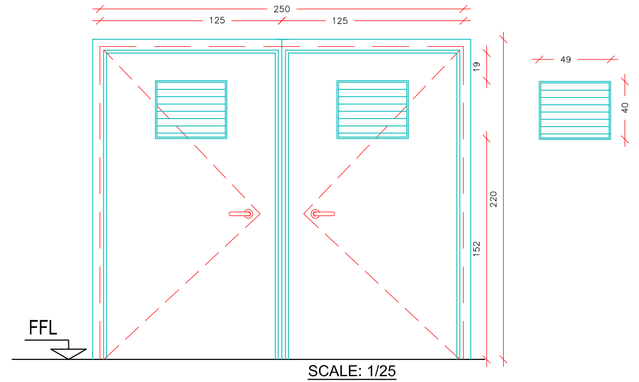

SCALE: 1/25

TYPE	Di.	No.	DESCRIPTION
SD4	220x250cm	6	2 HOURS FIRE RATED DOOR SET,DOUBLE LEAVES, GALVANIZED POWDER COATED STEEL FRAME&LEAF, WITH LOUVERS.

LOCATION: MECHANICAL & ELECTRICAL ROOMS

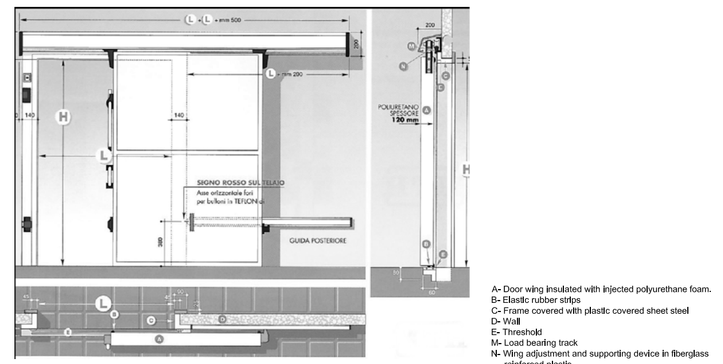

A- Door wing insulated with injected polyurethane foam.
B- Elastic rubber strips
C- Frame covered with plastic covered sheet steel
D- Wall
E- Threshold
M- Load bearing track
N- Wing adjustment and supporting device in fiberglass reinforced plastic

SCALE: 1/50

TYPE	Di.	No.	DESCRIPTION
SD5	215x250cm	7	SINGLE LEAVE SLIDING DOOR, AS PER SPECS.

LOCATION: FRIDGE AREA

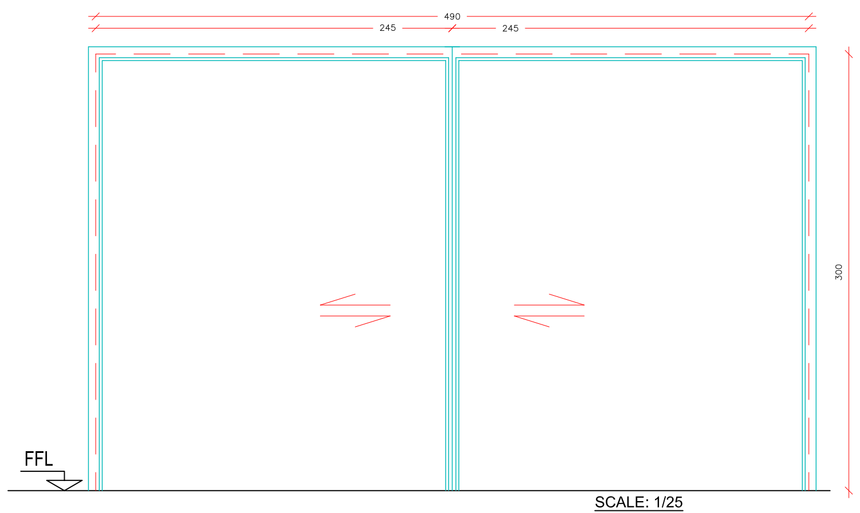

SCALE: 1/25

TYPE	Di.	No.	DESCRIPTION
SD6	300x640cm	1	DOUBLE LEAVES,SLIDING DOORS, GALVANIZED POWDER COATED STEEL FRAME&LEAF.

LOCATION: Reception of Production halls

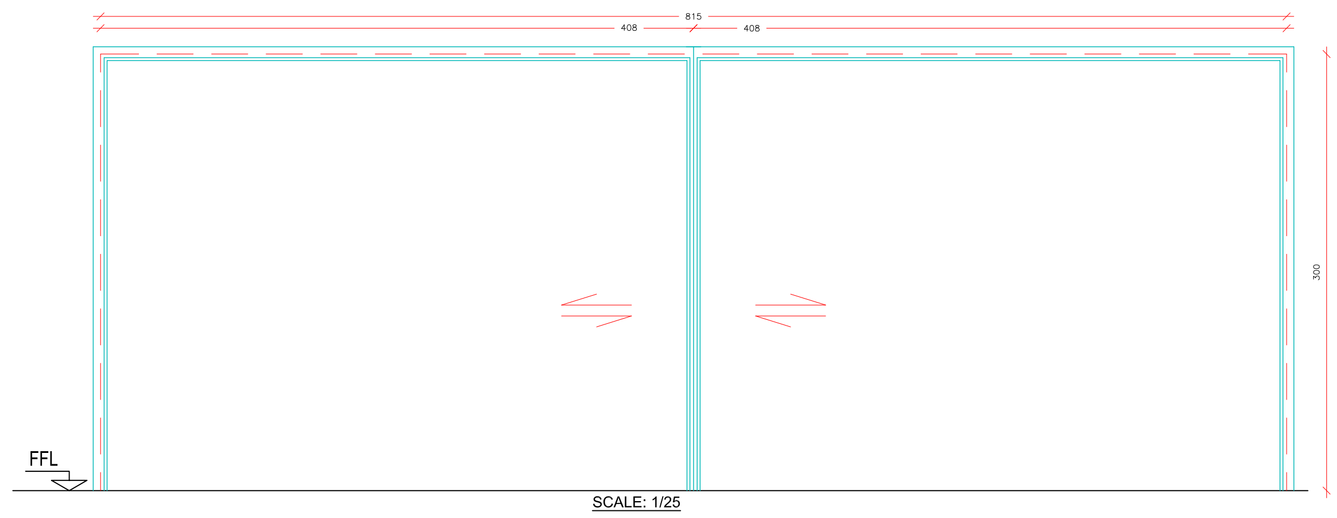

SCALE: 1/25

TYPE	Di.	No.	DESCRIPTION
SD7	300x815cm	1	DOUBLE LEAVES,SLIDING DOORS, GALVANIZED POWDER COATED STEEL FRAME&LEAF.

LOCATION: Reception of Production halls

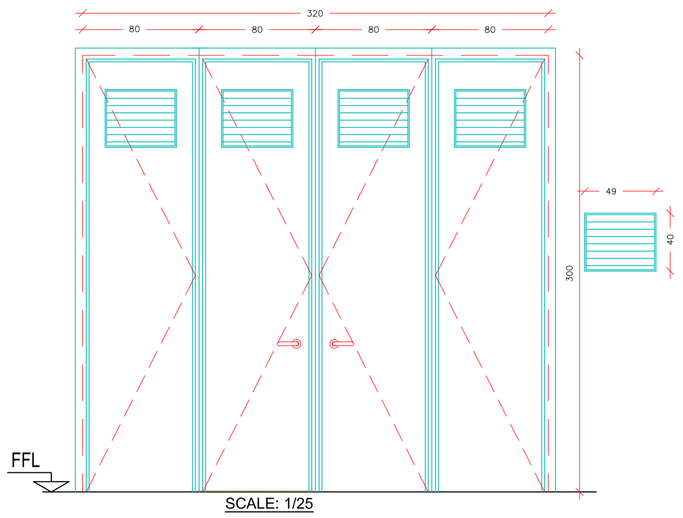

SCALE: 1/25

TYPE	Di.	No.	DESCRIPTION
SD8	300x320cm	2	2 HOURS FIRE RATED DOOR SET,HINGED DOORS, GALVANIZED POWDER COATED STEEL FRAME&LEAF, WITH LOUVERS.

LOCATION: Block -C-

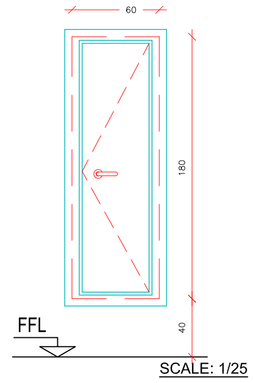

SCALE: 1/25

TYPE	Di.	No.	DESCRIPTION
SD9	300x320cm	2	SINGLE LEAVE HINGED DOOR, GALVANIZED POWDER COATED STEEL FRAME&LEAF.

LOCATION: Block -B- Mezzanine Floor

Rev.	Date	Description	Checked	Approved

THIS DRAWING IS A COPYRIGHT. DO NOT SCALE FROM THE DRAWING. THE CONTRACTOR AND HIS SUB-CONTRACTORS ARE TO VERIFY ALL DIMENSIONS ON SITE BEFORE MAKING SHOP DRAWINGS OR COMMENCING MANUFACTURE.

United Nation Development Programme
UNDP Lebanon
Social and Local Development Programme
P.O.Box: 11-3216 Beirut, Lebanon Tel: 961 1 962491

PROGRAMME:

Lebanese Host Communities Support Programme

CONSULTANT:

Project
WEST BEKAA - AGRICULTURE DEVELOPMENT CENTER
PLOT # 442

Drawing Title ELECTRICAL

STEEL WORKS

Scale: N.T.S.	Sheet Size: A1	
Approved By: V.B		Date: July-2016
Checked By: V.B		Date: July-2016
Drawn By: H.R		Date: July-2016
Client Code.		
Drawing No. L1003D-A-GE-105		Rev. 0

Approvals

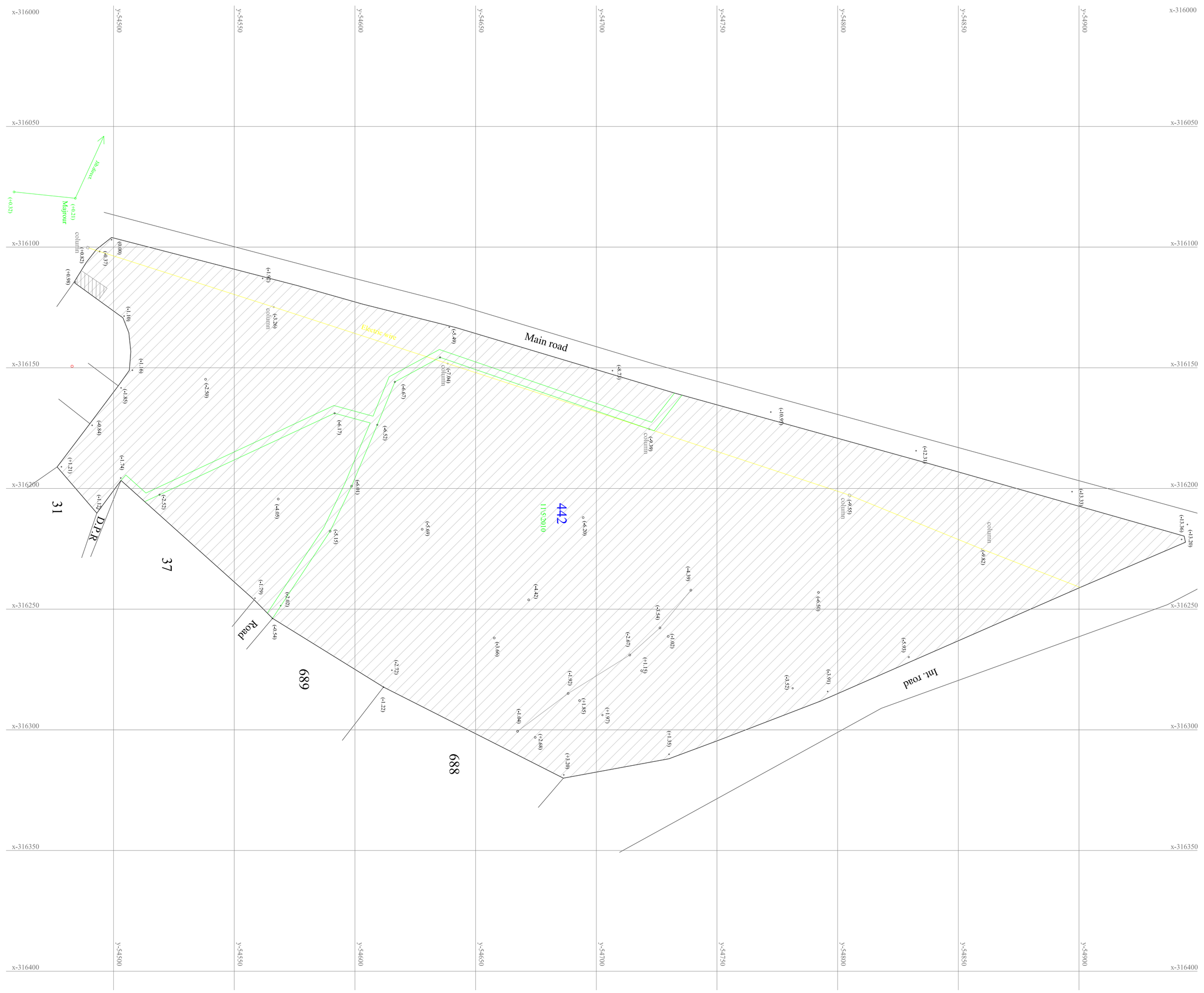

Rev.	Date	Description	Checked	Approved

THIS DRAWING IS A COPYRIGHT. DO NOT SCALE FROM THE DRAWING. THE CONTRACTOR AND HIS SUB-CONTRACTORS ARE TO VERIFY ALL DIMENSIONS ON SITE BEFORE MAKING SHOP DRAWINGS OR COMMENCING MANUFACTURE.

United Nation Development Programme
UNDP Lebanon
Social and Local Development Programme
P.O.Box: 11-3216 Beirut, Lebanon Tel: 961 1 962491

PROGRAMME:

Lebanese Host Communities Support Programme

CONSULTANT:

Project
WEST BEKAA - AGRICULTURE DEVELOPMENT CENTER
PLOT # 442

Drawing Title ELECTRICAL

TOPOGRAPHIC LAYOUT

Scale: 1/1000	Sheet Size: A1		
Approved By:	V.B	Date:	July-2016
Checked By:	V.B	Date:	July-2016
Drawn By:	H.R	Date:	July-2016
Client Code.			
Drawing No.	L1003D-A-GE-002	Rev.	0
Approvals			

N E S W

Project	
Drawing Title	ELECTRICAL
Scale: 1/1000	Sheet Size: A1
Approved By:	V.B
Checked By:	V.B
Drawn By:	H.R
Client Code.	
Drawing No.	L1003D-A-GE-002
Rev.	0
Approvals	

Main road
Int. road
Road
D.P.R
442
31
37
689
688

@ Packing zone

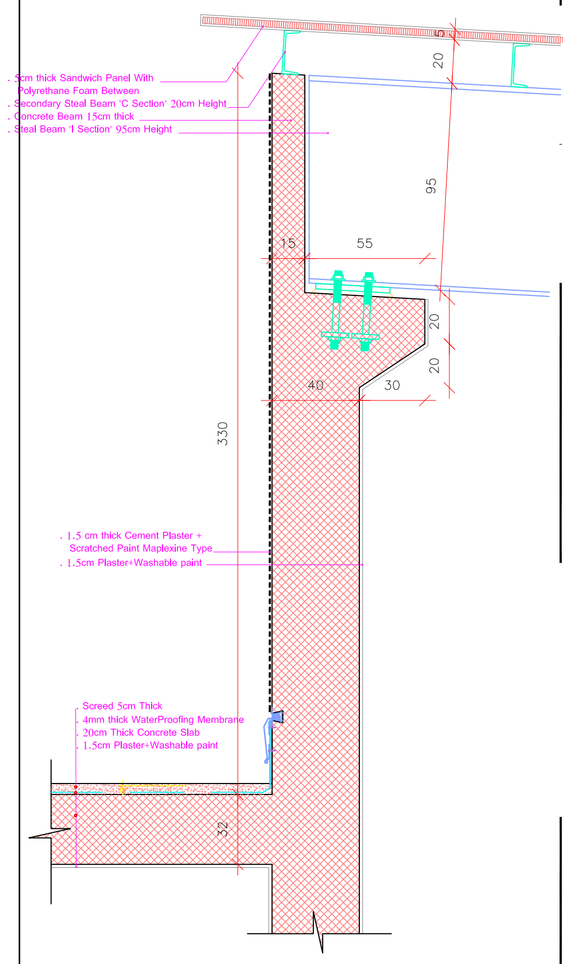

Wall Section -10-@ Column

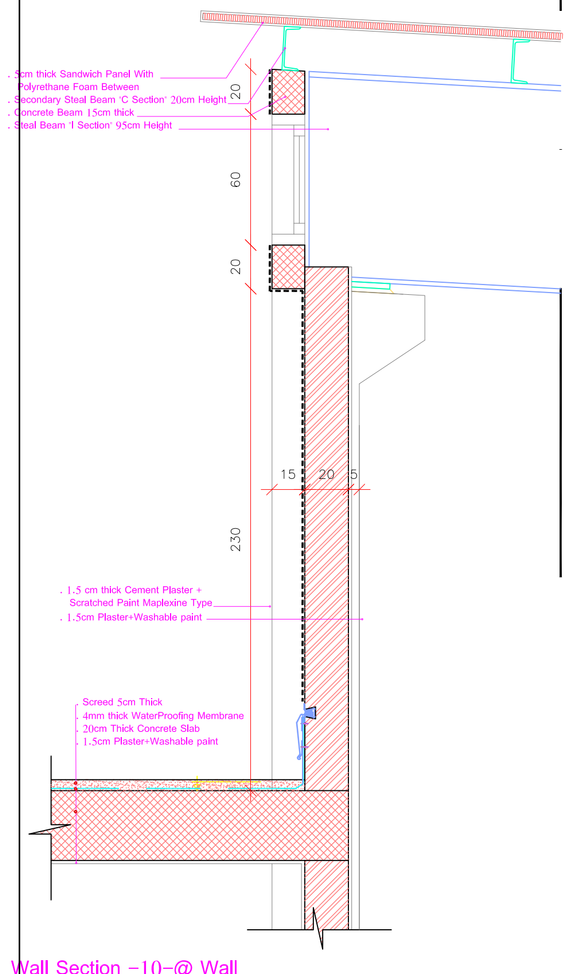

Wall Section -10-@ Wall

@ Fridge zone

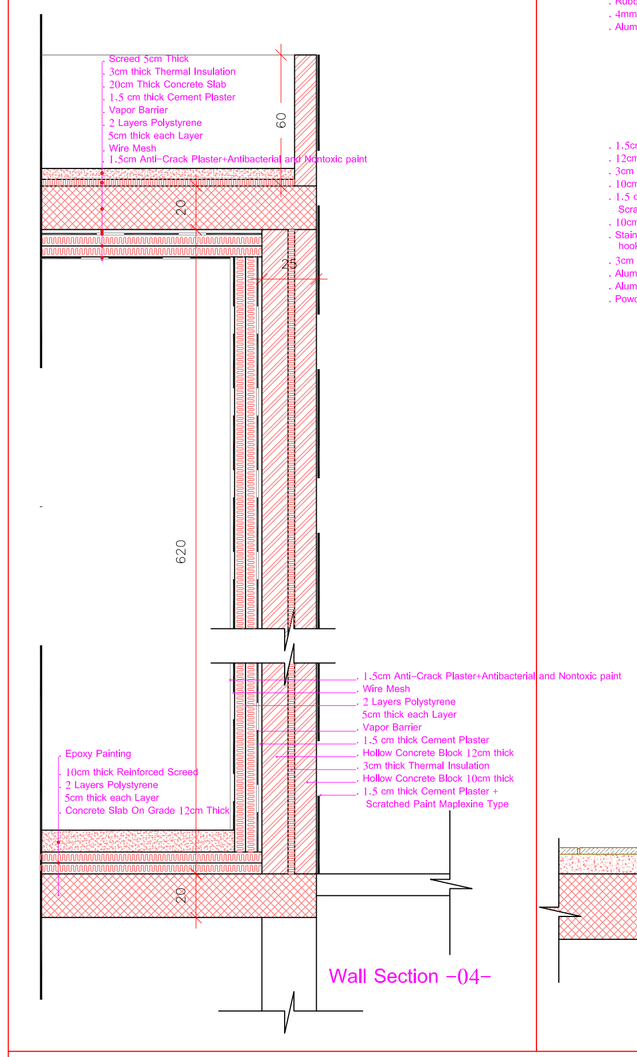

Wall Section -04-

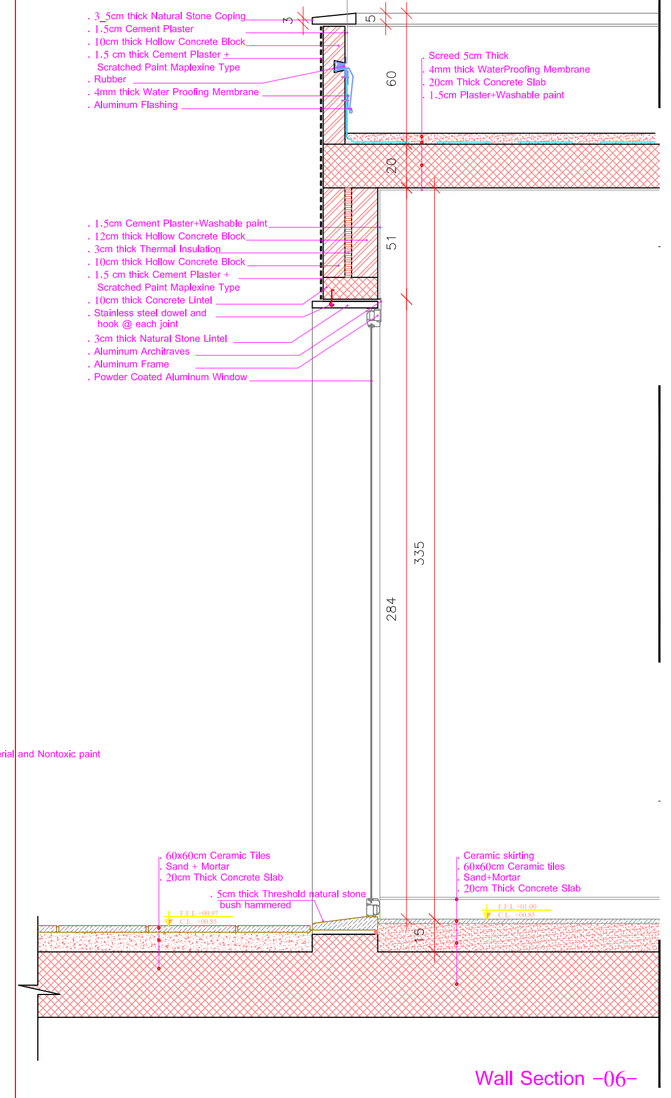

Wall Section -06-

@ Dock zone

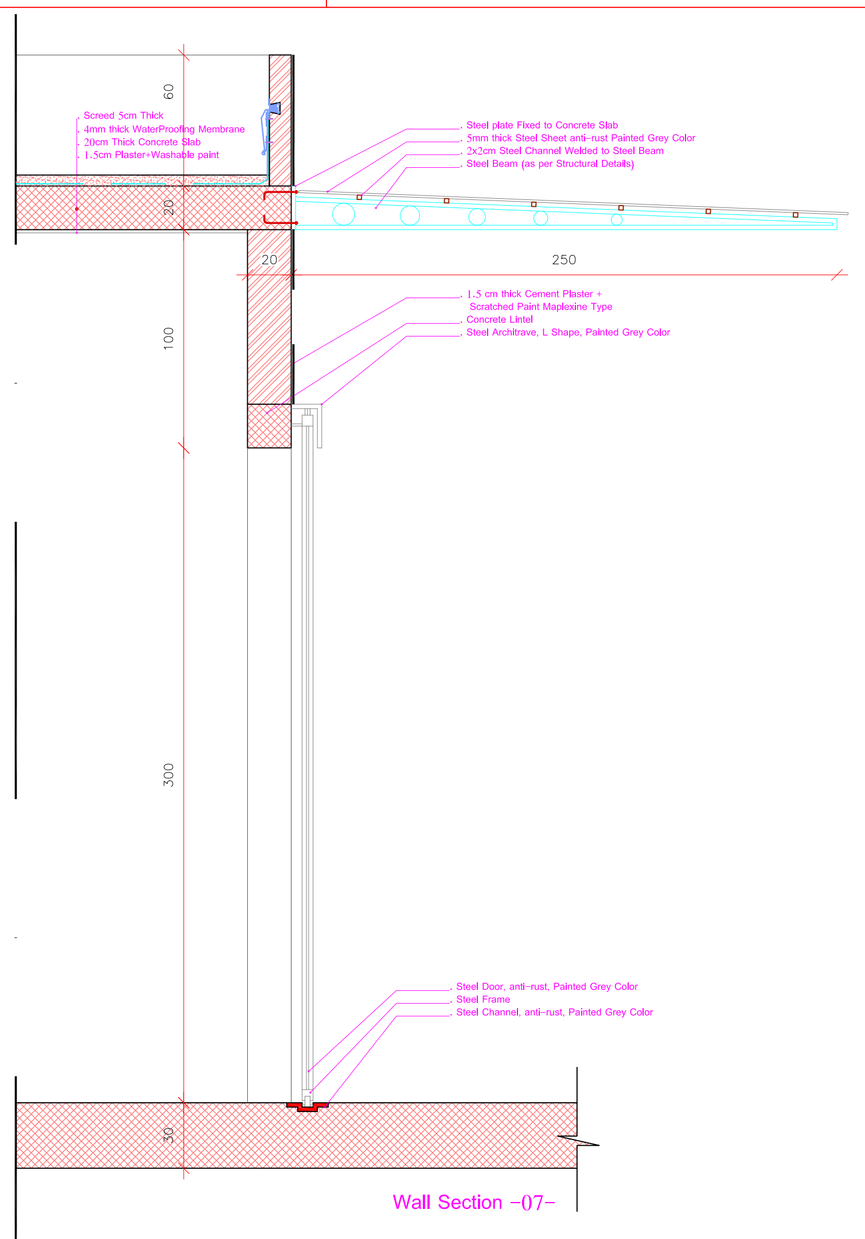

Wall Section -07-

@ Lobby between Fridge

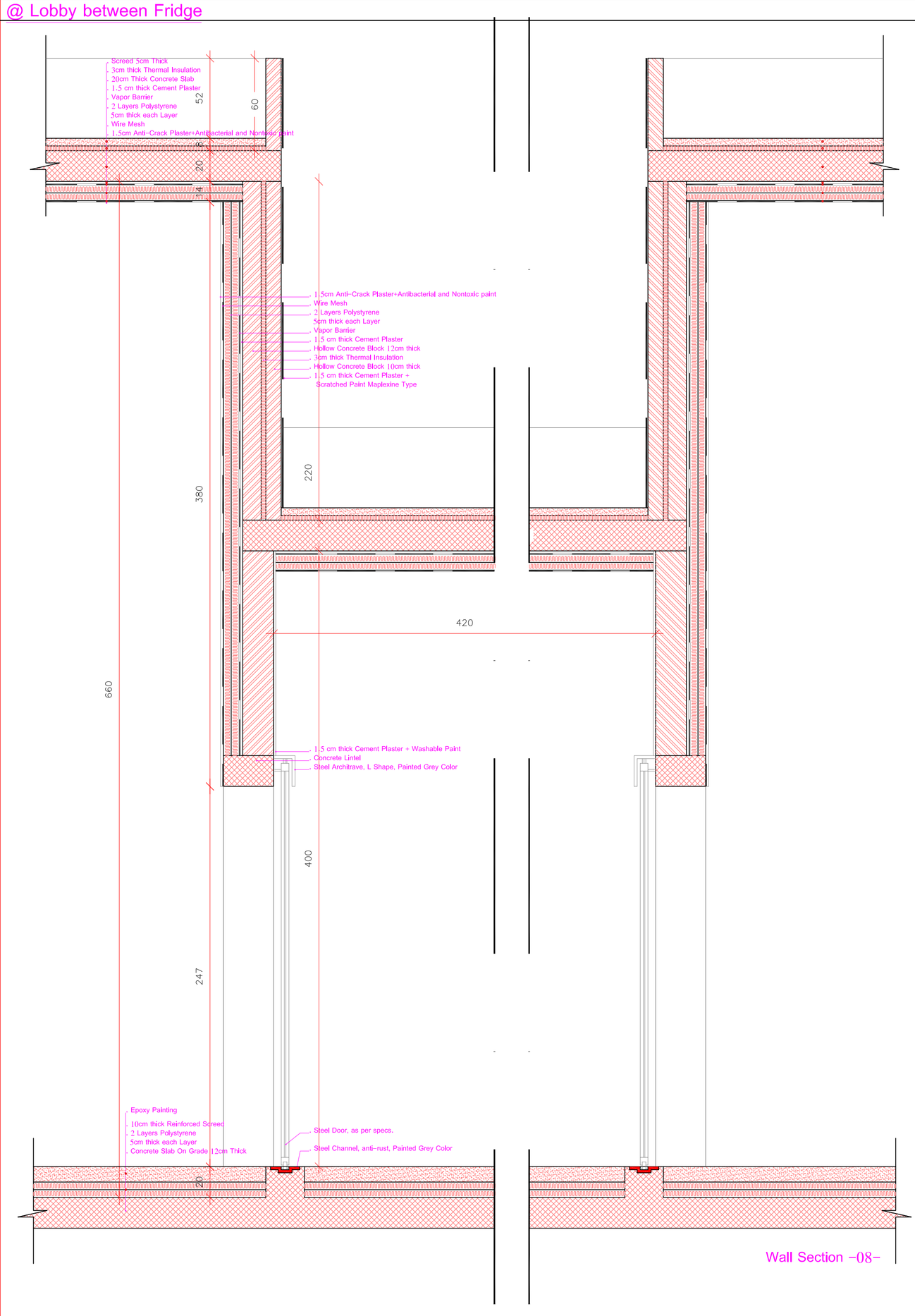

Wall Section -08-

Stair details @ administration entrance

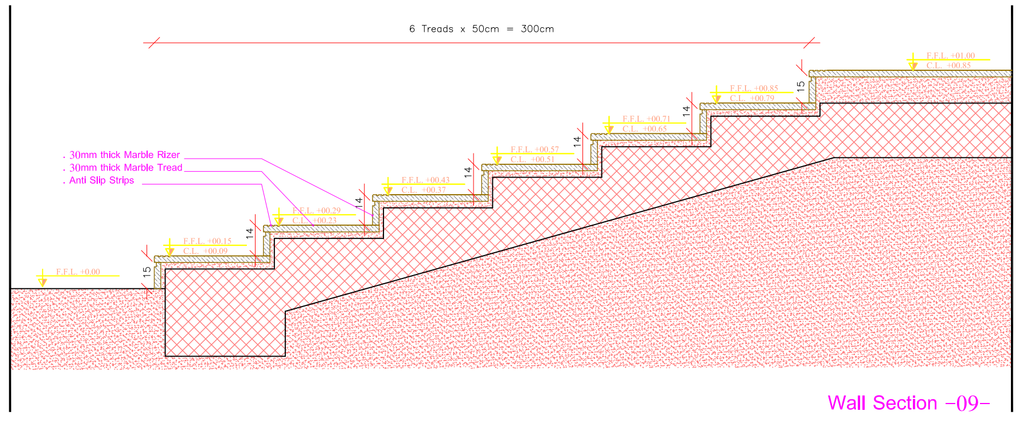

Wall Section -09-

Rev.	Date	Description	Checked	Approved

THIS DRAWING IS A COPYRIGHT. DO NOT SCALE FROM THE DRAWING. THE CONTRACTOR AND HIS SUB-CONTRACTORS ARE TO VERIFY ALL DIMENSIONS ON SITE BEFORE MAKING SHOP DRAWINGS OR COMMENCING MANUFACTURE.

United Nation Development Programme
UNDP Lebanon
Social and Local Development Programme
P.O.Box: 11-3216 Beirut, Lebanon Tel: 961 1 962491

PROGRAMME:

Lebanese Host Communities Support Programme

CONSULTANT:

Project
WEST BEKAA - AGRICULTURE DEVELOPMENT CENTER
PLOT # 442

Drawing Title ELECTRICAL

WALL SECTIONS 02

Scale: N.T.S.	Sheet Size: A1		
Approved By:	V.B	Date:	July-2016
Checked By:	V.B	Date:	July-2016
Drawn By:	H.R	Date:	July-2016
Client Code.			
Drawing No.	L1003D-A-GE-102	Rev.	1

Approvals

. Expansion Joints Details

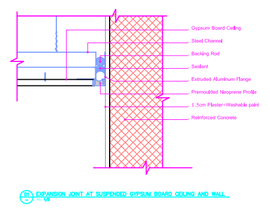

EXPANSION JOINT AT SUSPENDED GYPSUM BOARD CEILING AND WALL

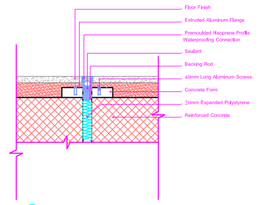

EXPANSION JOINT AT FLOOR TO FLOOR

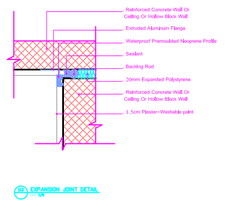

EXPANSION JOINT DETAIL

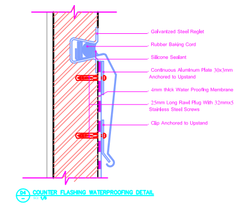

COUNTER FLASHING WATERPROOFING DETAIL

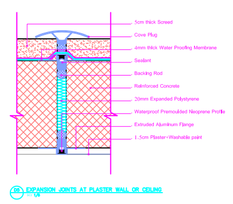

EXPANSION JOINTS AT PLASTER WALL OR CEILING

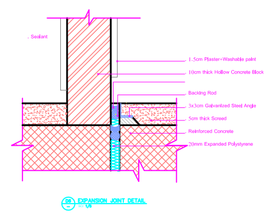

EXPANSION JOINT DETAIL

@ Administration Entrance

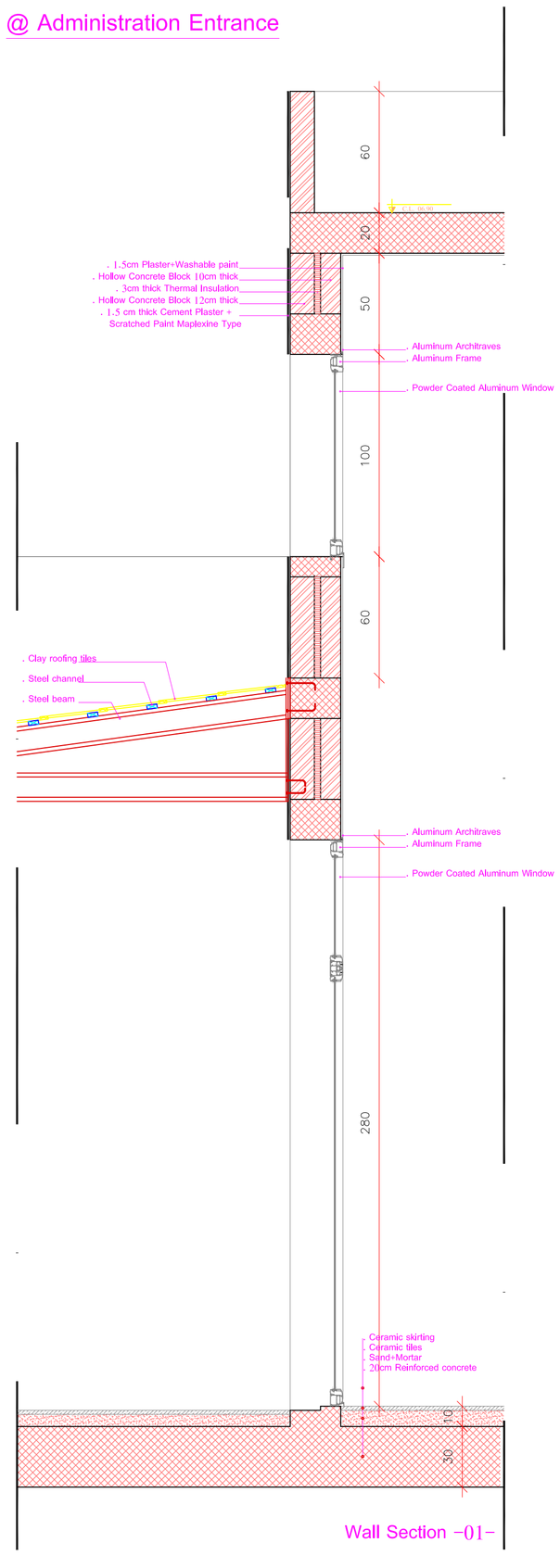

Wall Section -01-

@ Offices Zone

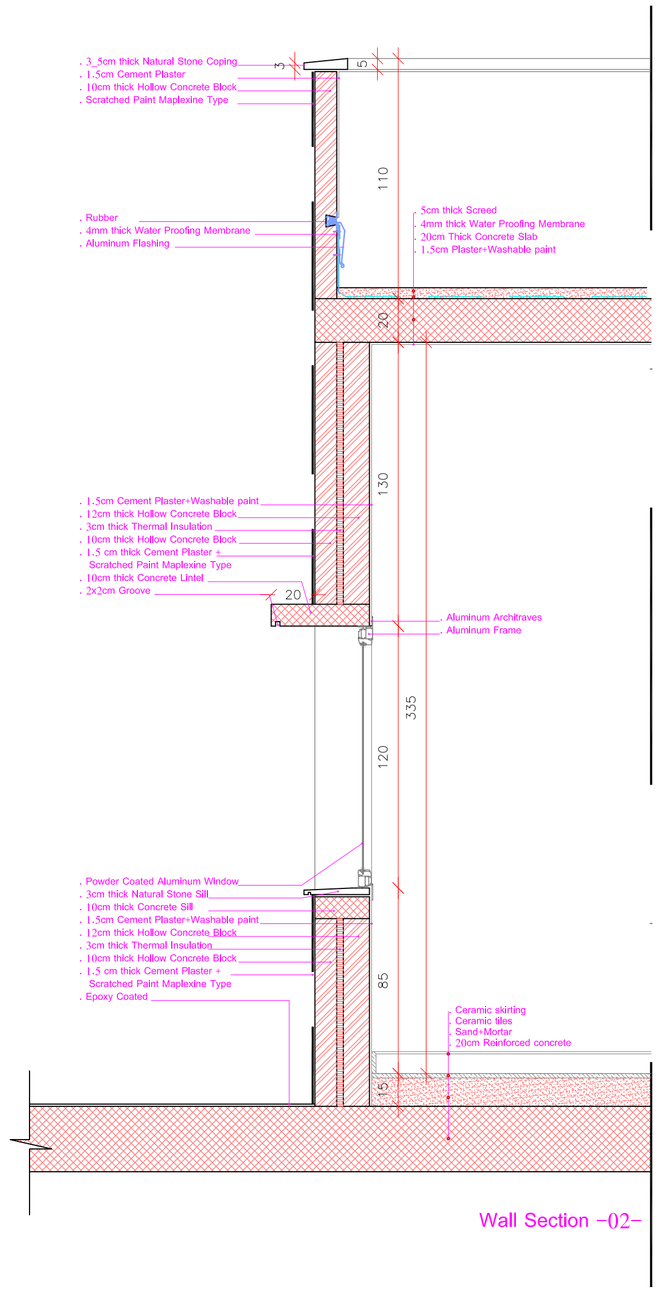

Wall Section -02-

@ Shops Zone

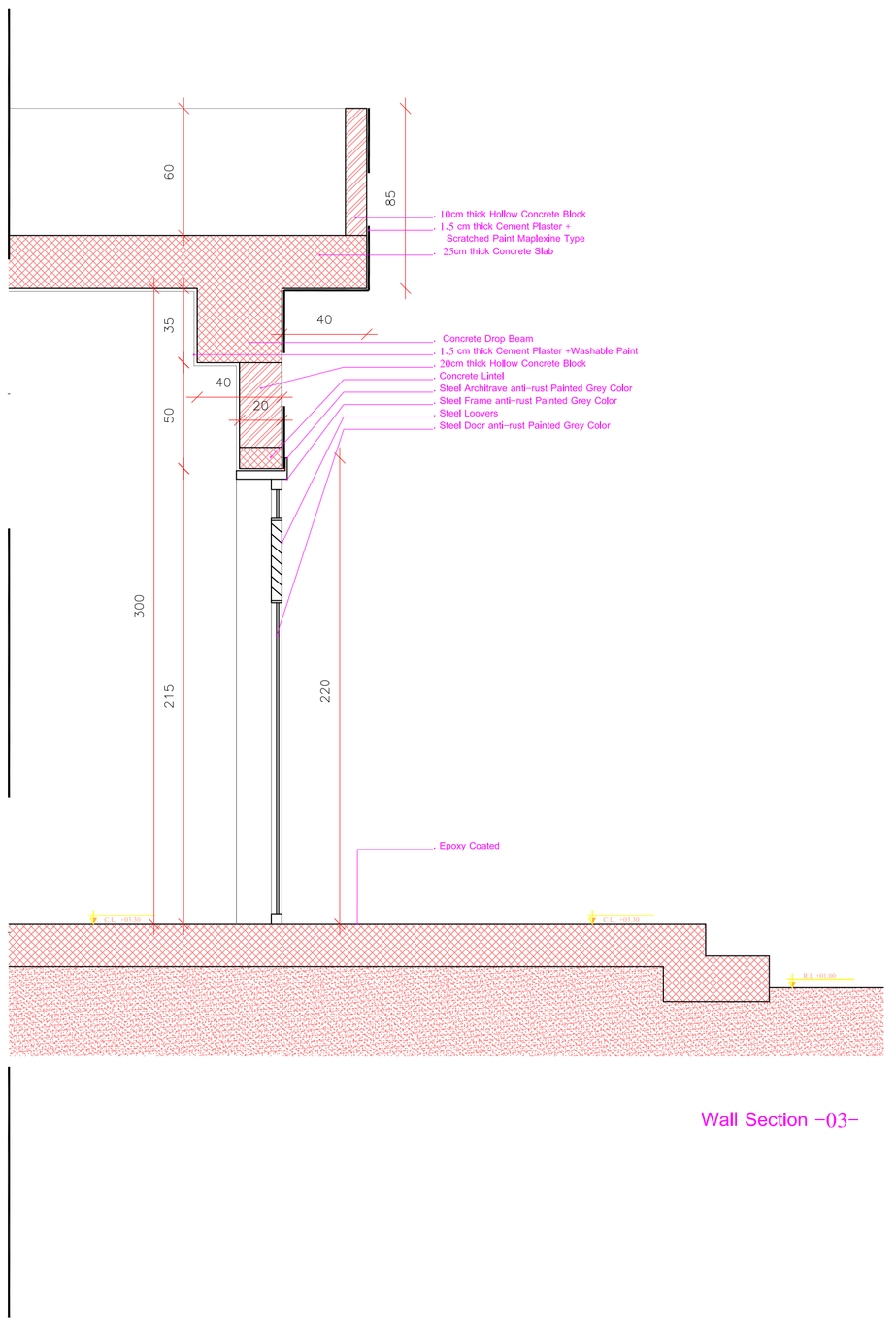

Wall Section -03-

Rev.	Date	Description	Checked	Approved

THIS DRAWING IS A COPYRIGHT. DO NOT SCALE FROM THE DRAWING. THE CONTRACTOR AND HIS SUB-CONTRACTORS ARE TO VERIFY ALL DIMENSIONS ON SITE BEFORE MAKING SHOP DRAWINGS OR COMMENCING MANUFACTURE.

United Nation Development Programme
UNDP Lebanon
Social and Local Development Programme
P.O.Box: 11-3216 Beirut, Lebanon Tel: 961 1 962491

PROGRAMME:

Lebanese Host Communities Support Programme

CONSULTANT:

Project
WEST BEKAA - AGRICULTURE DEVELOPMENT CENTER
PLOT # 442

Drawing Title ELECTRICAL

WALL SECTIONS 01

Scale: N.T.S.	Sheet Size: A1		
Approved By:	V.B	Date:	July-2016
Checked By:	V.B	Date:	July-2016
Drawn By:	H.R	Date:	July-2016
Client Code.			
Drawing No.	L1003D-A-GE-101	Rev.	0

Approvals

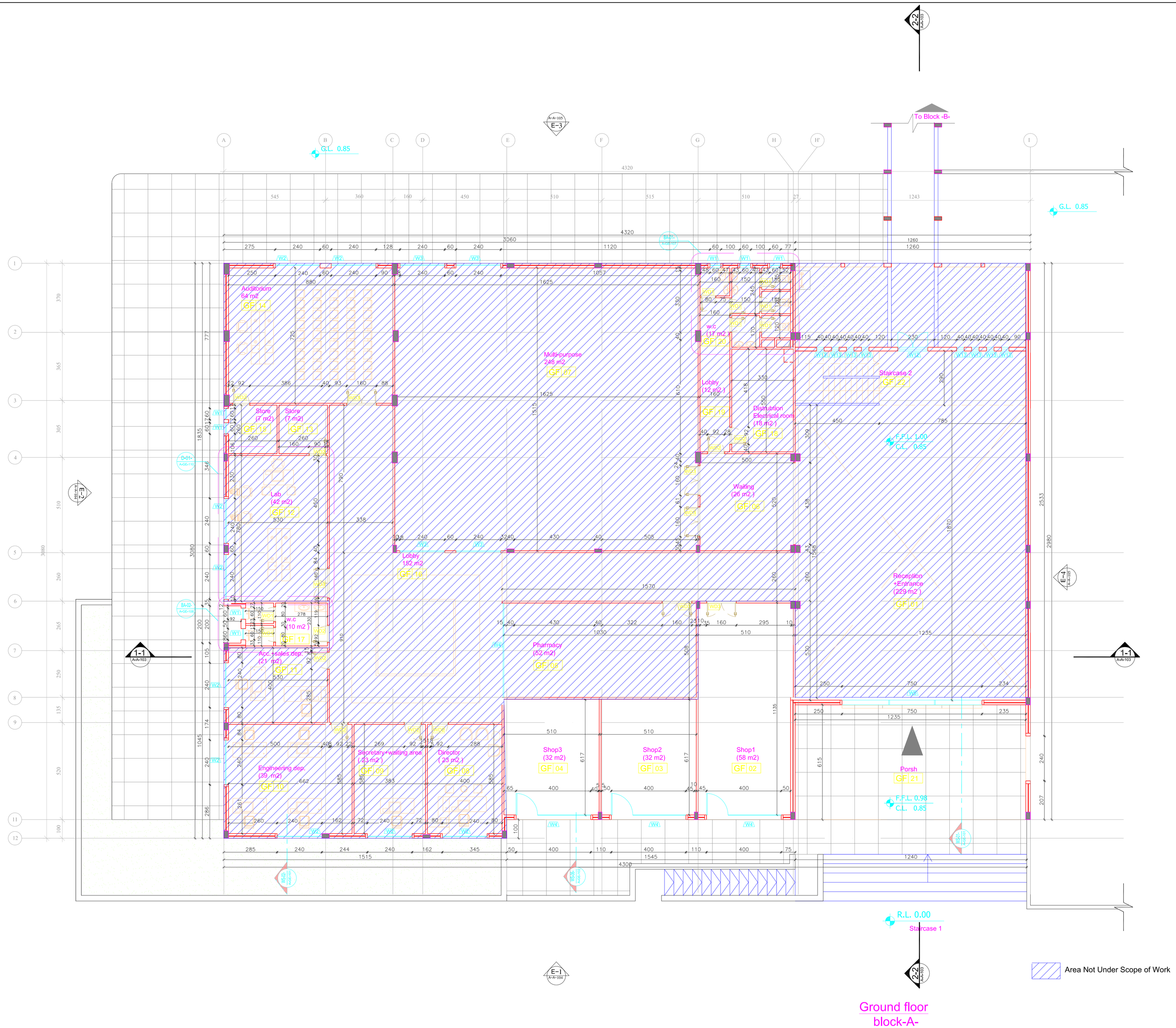

Rev.	Date	Description	Checked	Approved

THIS DRAWING IS A COPYRIGHT. DO NOT SCALE FROM THE DRAWING. THE CONTRACTOR AND HIS SUB-CONTRACTORS ARE TO VERIFY ALL DIMENSIONS ON SITE BEFORE MAKING SHOP DRAWINGS OR COMMENCING MANUFACTURE.

United Nation Development Programme
UNDP Lebanon
Social and Local Development Programme
P.O.Box: 11-3216 Beirut, Lebanon Tel: 961 1 962491

PROGRAMME:

Lebanese Host Communities Support Programme

CONSULTANT:

Project
WEST BEKAA - AGRICULTURE DEVELOPMENT CENTER
PLOT # 442

Drawing Title ELECTRICAL

GROUND FLOOR LAYOUT BLOCK A

Scale: 1/100	Sheet Size: A1		
Approved By:	V.B	Date:	July-2016
Checked By:	V.B	Date:	July-2016
Drawn By:	H.R	Date:	July-2016
Client Code.			
Drawing No.	L1003D-A-GE-102	Rev.	1

Approvals

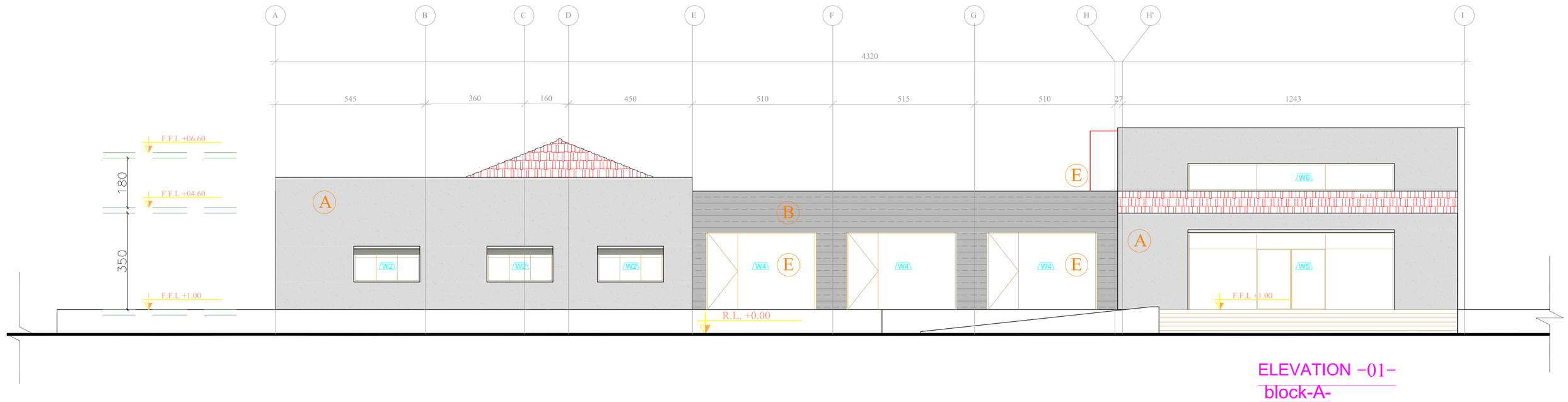

ELEVATION -01-
block-A-

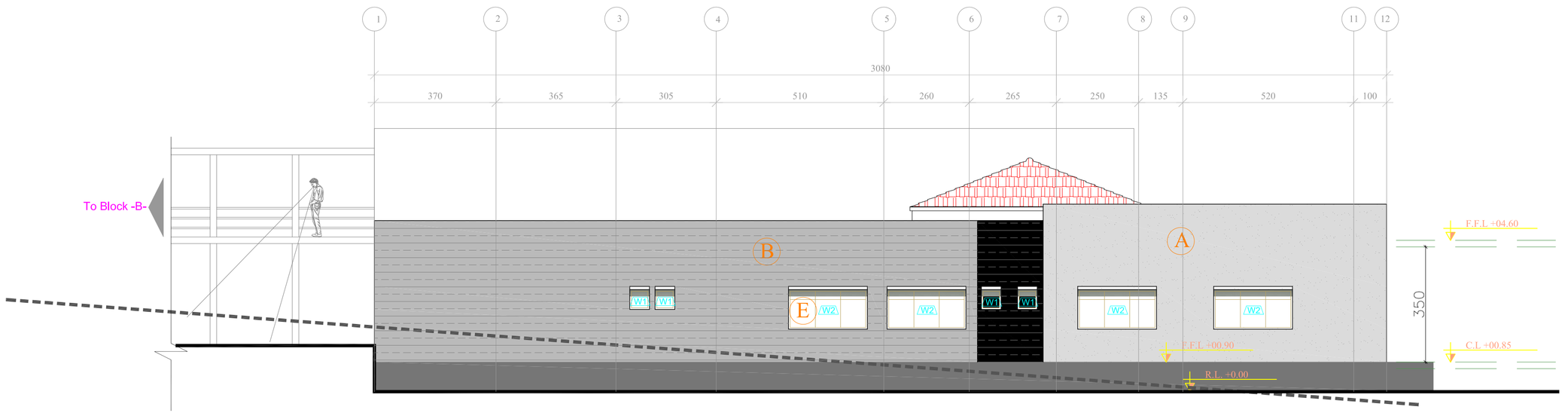

ELEVATION -02-
block-A-

Rev.	Date	Description	Checked	Approved

THIS DRAWING IS A COPYRIGHT. DO NOT SCALE FROM THE DRAWING. THE CONTRACTOR AND HIS SUB-CONTRACTORS ARE TO VERIFY ALL DIMENSIONS ON SITE BEFORE MAKING SHOP DRAWINGS OR COMMENCING MANUFACTURE.

United Nation Development Programme
UNDP Lebanon
Social and Local Development Programme
P.O.Box: 11-3216 Beirut, Lebanon Tel: 961 1 962491

PROGRAMME:

Lebanese Host Communities Support Programme

CONSULTANT:

Project
WEST BEKAA - AGRICULTURE DEVELOPMENT CENTER
PLOT # 442

Drawing Title ELECTRICAL

ELEVATION 01 BLOCK A

Scale: 1/100	Sheet Size: A1	
Approved By: V.B		Date: July-2016
Checked By: V.B		Date: July-2016
Drawn By: H.R		Date: July-2016
Client Code.		
Drawing No. L1003D-A-GE-104		Rev. 0

Approvals

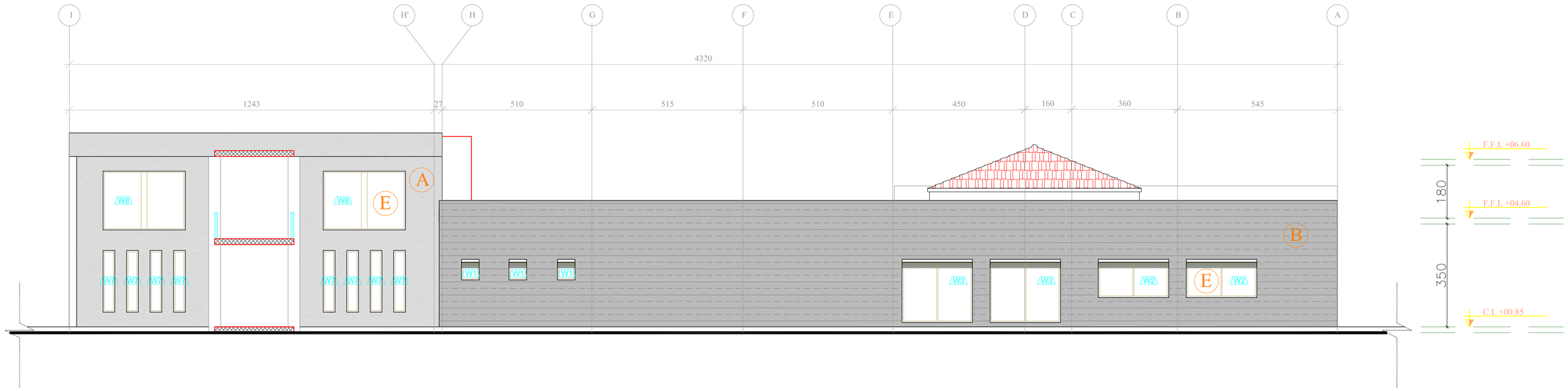

ELEVATION -03-

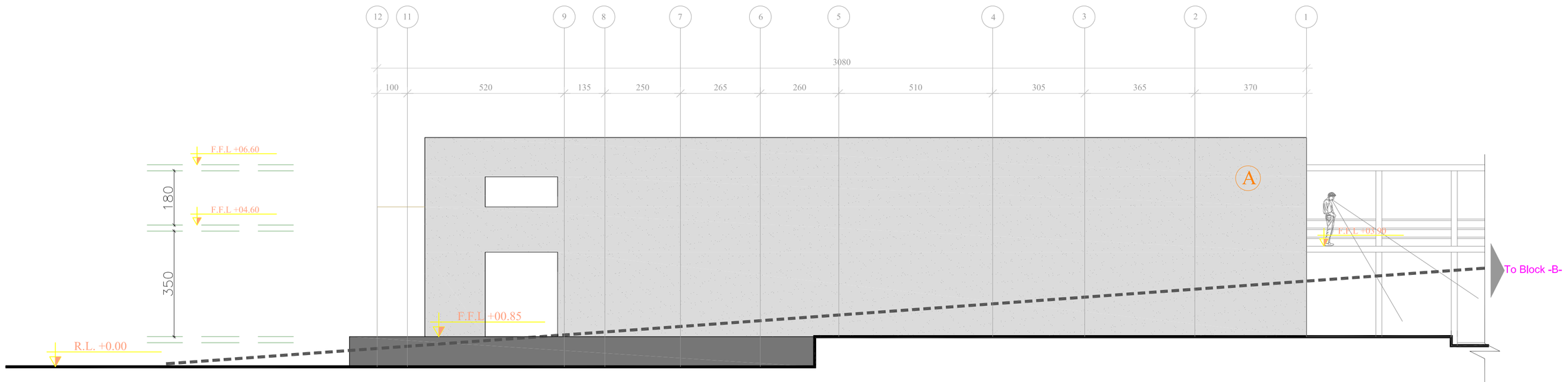

ELEVATION -04-

Rev.	Date	Description	Checked	Approved

THIS DRAWING IS A COPYRIGHT. DO NOT SCALE FROM THE DRAWING. THE CONTRACTOR AND HIS SUB-CONTRACTORS ARE TO VERIFY ALL DIMENSIONS ON SITE BEFORE MAKING SHOP DRAWINGS OR COMMENCING MANUFACTURE.

United Nation Development Programme
UNDP Lebanon
Social and Local Development Programme
P.O.Box: 11-3216 Beirut, Lebanon Tel: 961 1 962491

PROGRAMME:

Lebanese Host Communities Support Programme

CONSULTANT:

Project
WEST BEKAA - AGRICULTURE DEVELOPMENT CENTER
PLOT # 442

Drawing Title ELECTRICAL

ELEVATION 02 BLOCK A

Scale: 1/100	Sheet Size: A1	
Approved By: V.B		Date: July-2016
Checked By: V.B		Date: July-2016
Drawn By: H.R		Date: July-2016
Client Code.		
Drawing No. L1003D-A-GE-105		Rev. 0

Approvals

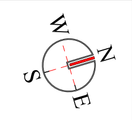

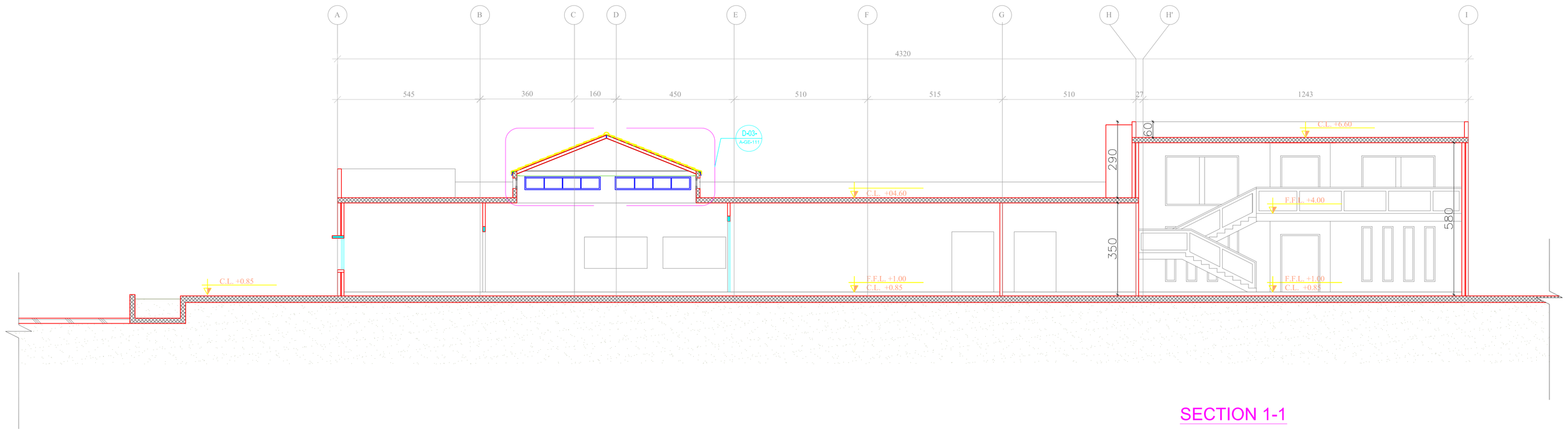

SECTION 1-1

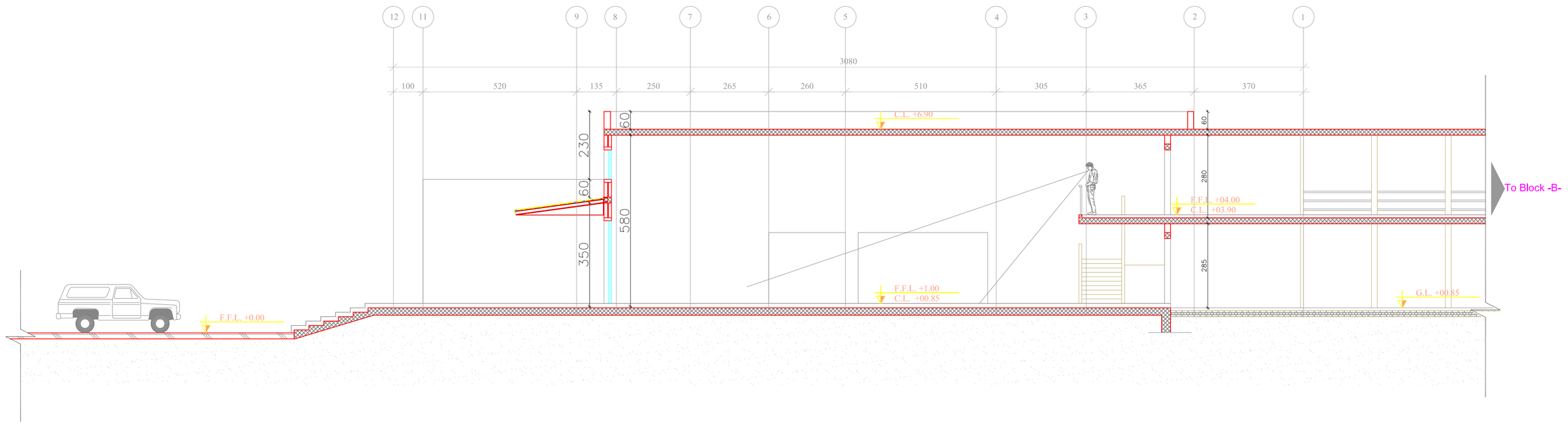

SECTION 2-2

Rev.	Date	Description	Checked	Approved

THIS DRAWING IS A COPYRIGHT. DO NOT SCALE FROM THE DRAWING. THE CONTRACTOR AND HIS SUB-CONTRACTORS ARE TO VERIFY ALL DIMENSIONS ON SITE BEFORE MAKING SHOP DRAWINGS OR COMMENCING MANUFACTURE.

United Nation Development Programme
UNDP Lebanon
Social and Local Development Programme
P.O.Box: 11-3216 Beirut, Lebanon Tel: 961 1 962491

PROGRAMME:

Lebanese Host Communities Support Programme

CONSULTANT:

Project
WEST BEKAA - AGRICULTURE DEVELOPMENT CENTER
PLOT # 442

Drawing Title ELECTRICAL

SECTIONS BLOCK A

Scale: 1/100	Sheet Size: A1	
Approved By: V.B		Date: July-2016
Checked By: V.B		Date: July-2016
Drawn By: H.R		Date: July-2016
Client Code.		
Drawing No. L1003D-A-GE-103		Rev. 0

Approvals

W N S E

LEGENDS

FLOOR	
a	40X40CM CERAMIC TILES FOR OFFICES AREA
b	20X20CM CERAMIC TILES WET AREA
c	EPOXY FLOOR COATING FOR WORKSHOP ZONE
d	PROTECTIVE & INSULATED PANELS FOR FRIDGE
e	TREAD & RISER 30mm thick,320mm wide marble tread & 20mm thick,150mm height riser
g	PAVING BLOCK FOR SIDEWALK
h	AGRICULTURE SOIL
J	BITUMINOUS COATING FOR WATER TANK
SKIRTING	
a	10mm THICK CERAMIC SKIRTING
b	20mm THICK MARBLE SKIRTING
c	PRECAST CONCRETE CURBS (50x30x20)cm
WALL	
a	PRIME COAT,2 UNDERCOAT, 3 PUTY, FINISHING COATS OF WASHABLE PAINT
b	PROTECTIVE & INSULATED PANELS FOR FRIDGES
c	EPOXY COATED OVER REINFORCED CONCRETE
d	20x20cm WHITE/COLORED GLAZED WALL TILES
e	BITUMINOUS COATING FOR WATER TANK
CEILING	
a	PRIME COAT,2 UNDERCOAT,3 PUTY, FINISHING COATS OF WASHABLE PAINT
b	STEEL TROUGH CLADDING FOR PACKING ROOFS
c	PLEXI-GLASS (PLASTIC SHADE)
d	PROTECTIVE & INSULATED PANELS FOR FRIDGES
e	3cm THICK THERMAL INSULATION EXTRUDED POLYSTEREN
g	FALSE CEILING ALUMINUM STRIPES FOR WET AREA
h	BITUMINOUS COATING FOR WATER TANK

SCHEDULE OF INTERNAL FINISHES

	ROOM NUMBER	ROOM NAME	SURFACES	CODE				
				FLOOR	SKIRTING	WALL	CEILING	
LEVEL 1	GF-01	ENTRANCE	229 m²	a	a	a	a	
	GF-02	SHOP 1	58 m²	a	a	a	a	
	GF-03	SHOP 2	32 m²	a	a	a	a	
	GF-04	SHOP 3	32 m²	a	a	a	a	
	GF-05	PHARMACIE	52 m²	a	a	a	a	
	GF-06	WAITING	26 m²	a	a	a	a	
	GF-07	MULTI-PURPOSE HALL	248 m²	a	a	a	a	
	GF-08	DIRECTOR	23 m²	a	a	a	a	
	GF-09	SECRETARY	23 m²	a	a	a	a	
	GF-10	ENGINEERING DEP	39 m²	a	a	a	a	
	GF-11	ACCOUNTING	21 m²	a	a	a	a	
	GF-12	LABORATORY	42 m²	a	a	a	a	
	GF-13	STORE	7 m²	b	a	a	a	
	GF-14	AUDITORIUM	64 m²	a	a	a	a	
	GF-15	STORE	7 m²	b	a	a	a	
	GF-16	LOBBY	152 m²	a	a	a	a	
	GF-17	W.C	10 m²	b	–	d	g	
	GF-18	ELECTRICAL ROOM	18 m²	b	a	a	a	
	GF-19	LOBBY	12 m²	a	a	a	a	
	GF-20	W.C	17 m²	b	–	d	g	
	GF-21	PORSH	.. m²	a	a	a	a	
	GF-22	STAIRS	20 m²	e	b	–	–	

Schedule of Wooden Works

TYPE	Dimensions	No.
WD-1-	Overall dimensions 240x82cm	8
WD-2-	Overall dimensions 240x92cm	9
WD-3-	Overall dimensions 240x160cm	6

Schedule of Aluminum Works

TYPE	Dimensions	No.
W-1-	Overall dimensions (60x120cm)	8
W-2-	Overall dimensions (240x120cm)	9
W-3-	Overall dimensions 230x200cm	2
W-4-	Overall dimensions 400x280cm	4
W-5-	Overall dimensions 750x270cm	1
W-6-	Overall dimensions 750x100cm	1
W-7-	Overall dimensions 240x40cm	8
W-8-	Overall dimensions 280x210cm	2

Rev.	Date	Description	Checked	Approved

THIS DRAWING IS A COPYRIGHT. DO NOT SCALE FROM THE DRAWING. THE CONTRACTOR AND HIS SUB-CONTRACTORS ARE TO VERIFY ALL DIMENSIONS ON SITE BEFORE MAKING SHOP DRAWINGS OR COMMENCING MANUFACTURE.

United Nation Development Programme
UNDP Lebanon
Social and Local Development Programme
P.O.Box: 11-3216 Beirut, Lebanon Tel: 961 1 962491

PROGRAMME:

Lebanese Host Communities Support Programme

CONSULTANT:

Project
WEST BEKAA - AGRICULTURE DEVELOPMENT CENTER
PLOT # 442

Drawing Title ELECTRICAL

FINISHING SCHEDULE BLOCK A

Scale: NTS	Sheet Size: A1	
Approved By: V.B		Date: July-2016
Checked By: V.B		Date: July-2016
Drawn By: H.R		Date: July-2016
Client Code.		
Drawing No. L1003D-A-GE-106		Rev. 0

Approvals

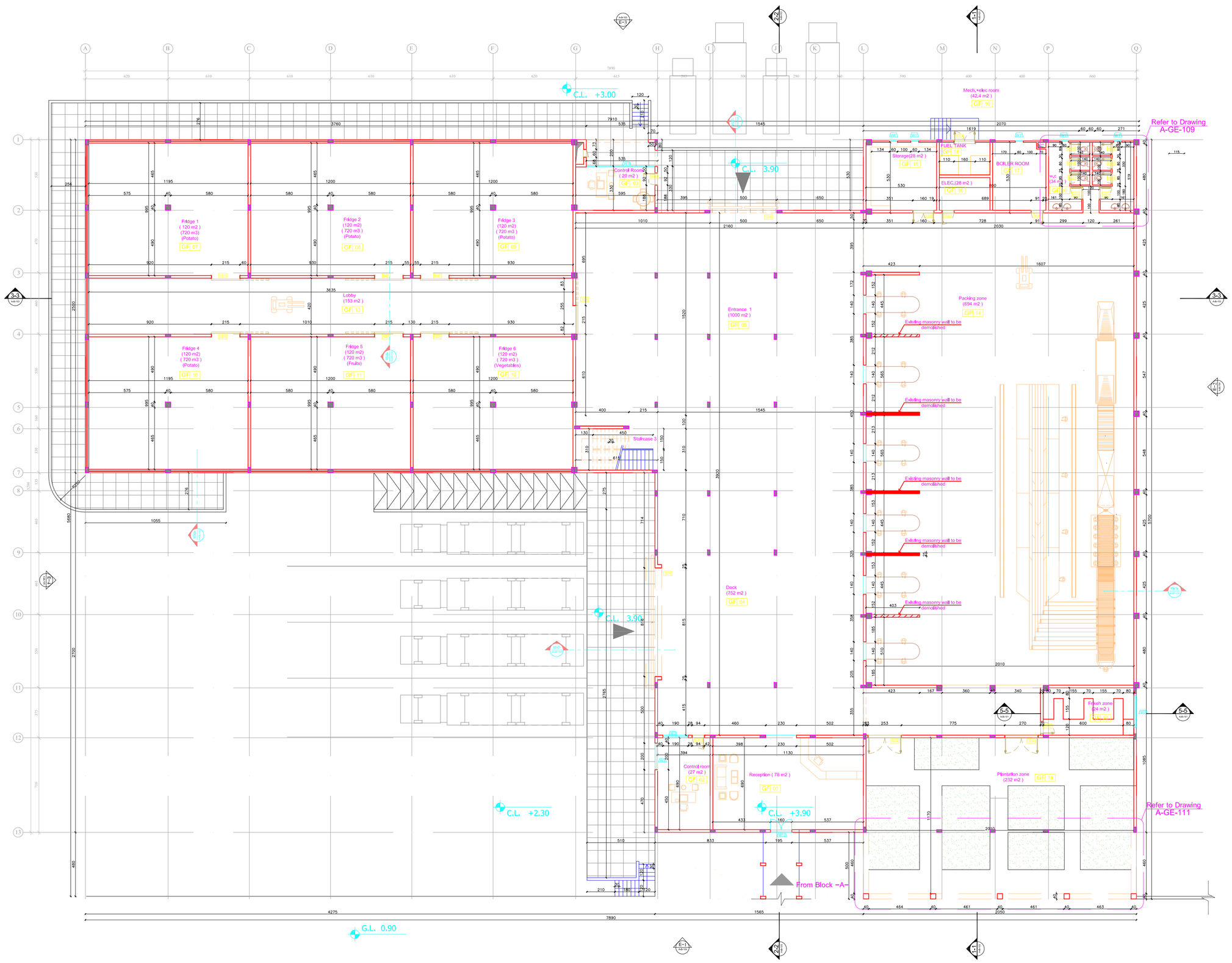

SCHEDULE OF INTERNAL FINISHES

	ROOM NUMBER	ROOM NAME	SURFACES	CODE: FLOOR	SKIRTING	WALL	CEILING
GROUND FLOOR LEVEL	GF-01	RECEPTION	78 m²	a	a	a	a
	GF-02	CONTROL ROOM	27 m²	a	a	a	a
	GF-03	CONTROL ROOM	20 m²	a	a	a	a
	GF-04	DOCK	552 m²	a	–	a	a
	GF-05	ENTRANCE	500 m²	c	–	a	a
	GF-06	W.C	34 m²	b	–	d	g
	GF-07	FRIDGE 1	120 m²	d	–	b	d
	GF-08	FRIDGE 2	120 m²	d	–	b	d
	GF-09	FRIDGE 3	120 m²	d	–	b	d
	GF-10	FRIDGE 4	120 m²	d	–	b	d
	GF-11	FRIDGE 5	120 m²	d	–	b	d
	GF-12	FRIDGE 6	120 m²	d	–	b	d
	GF-13	LOBBY	153 m²	d	–	b	d
	GF-14	PACKING	694 m²	a	–	a	b
	GF-15	STORAGE	27 m²	a	a	a	a
	GF-16	ELECT ROOM	10 m²	a	a	a	a
	GF-17	BOILER ROOM	20 m²	a	a	a	a
	GF-18	FUEL TANK	10 m²	a	a	a	a
	GF-19	IMPLANTATION	232 m²	a	a	a	a
	GF-20	FINISH	24 m²	b	–	d	a
MZ	MZ-01	MECHANICAL ROOM	135 m²	b	a	a	a

LEGENDS

FLOOR	
a	40X40CM CERAMIC TILES FOR OFFICES AREA
b	20X20CM CERAMIC TILES WET AREA
c	EPOXY FLOOR COATING FOR WORKSHOP ZONE
d	EPOXY FLOOR COATING FOR FRIDGE ZONE
e	TREAD & RISER 30mm thick,320mm wide marble tread & 20mm thick,150mm height riser
g	PAVING BLOCK FOR SIDEWALK
h	AGRICULTURE SOIL
J	BITUMINOUS COATING FOR WATER TANK
SKIRTING	
a	10mm THICK CERAMIC SKIRTING
b	20mm THICK MARBLE SKIRTING
c	PRECAST CONCRETE CURBS (50×30×20)cm
WALL	
a	PRIME COAT,2 UNDERCOAT, 3 PUTY, FINISHING COATS OF WASHABLE PAINT
b	PROTECTIVE & INSULATED PANELS FOR FRIDGES, ANTI-CRACK PLASTER WITH AN ANTIBACTERIAL AND NONTOXIC PAINT
c	EPOXY COATED OVER REINFORCED CONCRETE
d	20x20cm COLORED/WHITE GLAZED WALL TILES
e	BITUMINOUS COATING FOR WATER TANK
CEILING	
a	PRIME COAT,2 UNDERCOAT,3 PUTY, FINISHING COATS OF WASHABLE PAINT
b	STEEL TROUGH CLADDING FOR PACKING ROOFS
c	PLEXI-GLASS (PLASTIC SHADE)
d	PROTECTIVE & INSULATED PANELS FOR FRIDGES, ANTI-CRACK PLASTER WITH AN ANTIBACTERIAL AND NONTOXIC PAINT
e	3cm THICK THERMAL INSULATION EXTRUDED POLYSTEREN
g	FALSE CEILING ALUMINUM STRIPES FOR WET AREA
h	BITUMINOUS COATING FOR WATER TANK

SCHEDULE OF WOODEN WORKS

TYPE	Dimensions	No.
WD-1	Overall dimensions 240x82cm	6
WD-2	Overall dimensions 240x92cm	2
WD-4	Overall dimensions 240x92cm	2

SCHEDULE OF ALUMINUM WORKS

TYPE	Dimensions	No.
Wi-1	Overall dimensions 60x180cm	2
Wi-3	Overall dimensions 200x230cm	2
Wi-5	Overall dimensions 2045x240cm	2
Wi-10	Overall dimensions 4050x240cm	1
Wi-11	Overall dimensions 465x140cm	2

SCHEDULE OF STEEL WORKS

TYPE	Dimensions	No.
SD-2	Overall dimensions 220x90cm	2
SD-3	Overall dimensions 220x160cm	1
SD-4	Overall dimensions 220x250cm	2
SD-5	Overall dimensions 265x320cm	7
SD-6	Overall dimensions 305x320cm	1
SD-7	Overall dimensions 305x615cm	1

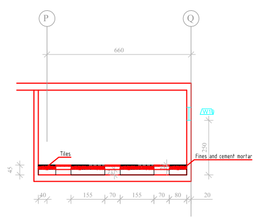

FRIKEH ROOM SECTION 5-5

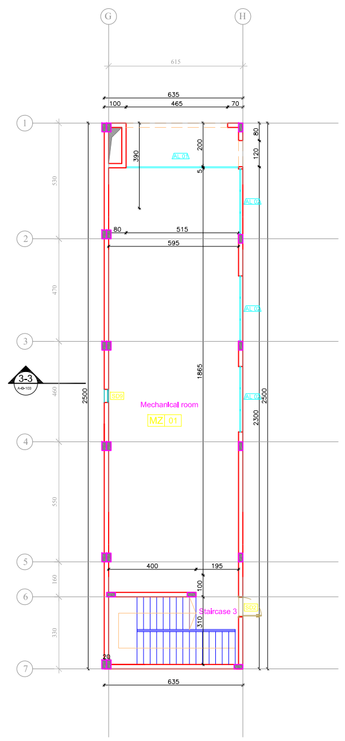

MEZZANINE FLOOR PLAN

Rev.	Date	Description	Checked	Approved

THIS DRAWING IS A COPYRIGHT. DO NOT SCALE FROM THE DRAWING. THE CONTRACTOR AND HIS SUB-CONTRACTORS ARE TO VERIFY ALL DIMENSIONS ON SITE BEFORE MAKING SHOP DRAWINGS OR COMMENCING MANUFACTURE.

United Nation Development Programme
UNDP Lebanon
Social and Local Development Programme
P.O.Box: 11-3216 Beirut, Lebanon Tel: 961 1 962491

PROGRAMME:

Lebanese Host Communities Support Programme

CONSULTANT:

Project
WEST BEKAA - AGRICULTURE DEVELOPMENT CENTER
PLOT # 442

Drawing Title ELECTRICAL

GROUND & MEZZANINE FLOORS BLOCK B

Scale: 1/150	Sheet Size: A1		
Approved By:	V.B	Date:	July-2016
Checked By:	V.B	Date:	July-2016
Drawn By:	H.R	Date:	July-2016
Client Code.			
Drawing No.	L1003D-A-B-101	Rev.	1

Approvals

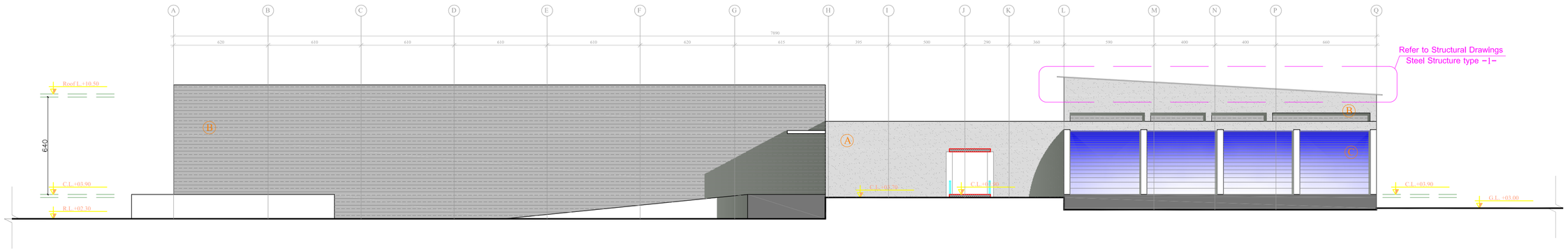

ELEVATION -01-

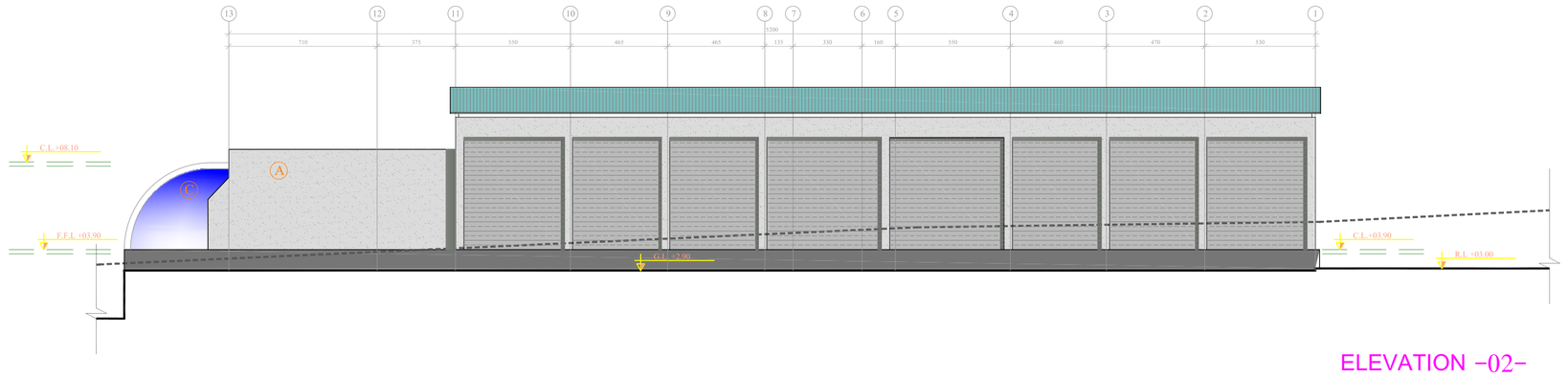

ELEVATION -02-

Rev.	Date	Description	Checked	Approved

THIS DRAWING IS A COPYRIGHT. DO NOT SCALE FROM THE DRAWING. THE CONTRACTOR AND HIS SUB-CONTRACTORS ARE TO VERIFY ALL DIMENSIONS ON SITE BEFORE MAKING SHOP DRAWINGS OR COMMENCING MANUFACTURE.

United Nation Development Programme
UNDP Lebanon
Social and Local Development Programme
P.O.Box: 11-3216 Beirut, Lebanon Tel: 961 1 962491

PROGRAMME:

Lebanese Host Communities Support Programme

CONSULTANT:

Project
WEST BEKAA - AGRICULTURE DEVELOPMENT CENTER
PLOT # 442

Drawing Title ELECTRICAL

ELEVATIONS 01 BLOCK B

Scale: 1/150	Sheet Size: A1	
Approved By: V.B		Date: July-2016
Checked By: V.B		Date: July-2016
Drawn By: H.R		Date: July-2016
Client Code.		
Drawing No. L1003D-A-B-103		Rev. 0

Approvals

W N S E

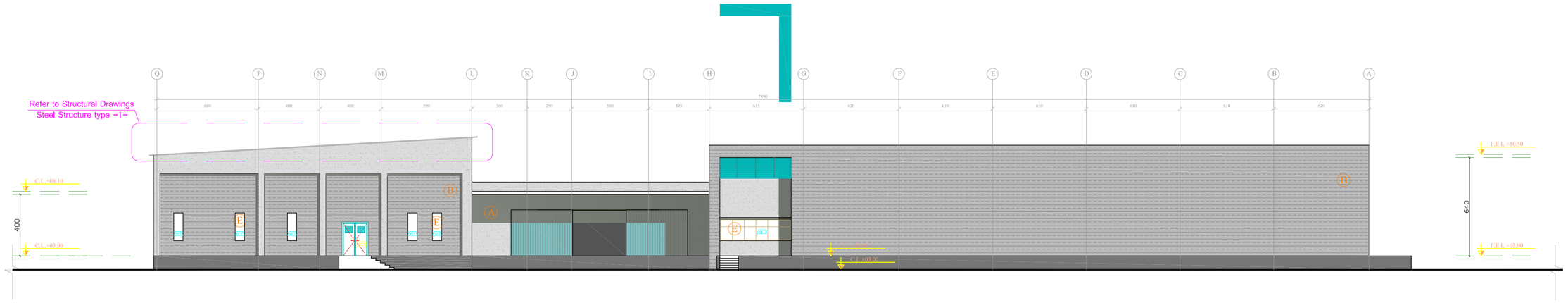

ELEVATION -03-

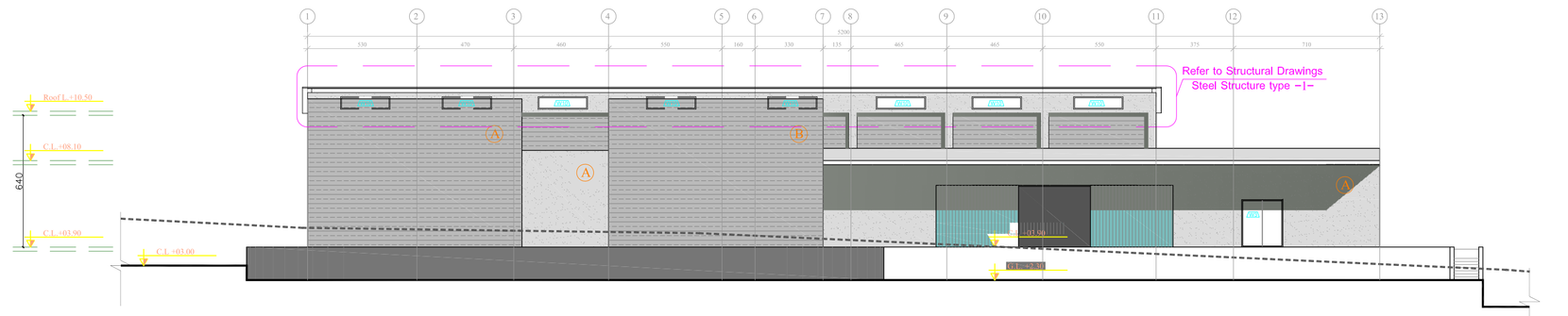

ELEVATION -04-

Rev.	Date	Description	Checked	Approved

THIS DRAWING IS A COPYRIGHT. DO NOT SCALE FROM THE DRAWING. THE CONTRACTOR AND HIS SUB-CONTRACTORS ARE TO VERIFY ALL DIMENSIONS ON SITE BEFORE MAKING SHOP DRAWINGS OR COMMENCING MANUFACTURE.

United Nation Development Programme
UNDP Lebanon
Social and Local Development Programme
P.O.Box: 11-3216 Beirut, Lebanon Tel: 961 1 962491

PROGRAMME:

Lebanese Host Communities Support Programme

CONSULTANT:

Project
WEST BEKAA - AGRICULTURE DEVELOPMENT CENTER
PLOT # 442

Drawing Title ELECTRICAL

ELEVATIONS 02 BLOCK B

Scale: 1/150	Sheet Size: A1	
Approved By: V.B		Date: July-2016
Checked By: V.B		Date: July-2016
Drawn By: H.R		Date: July-2016
Client Code.		
Drawing No. L1003D-A-B-104		Rev. 0

Approvals

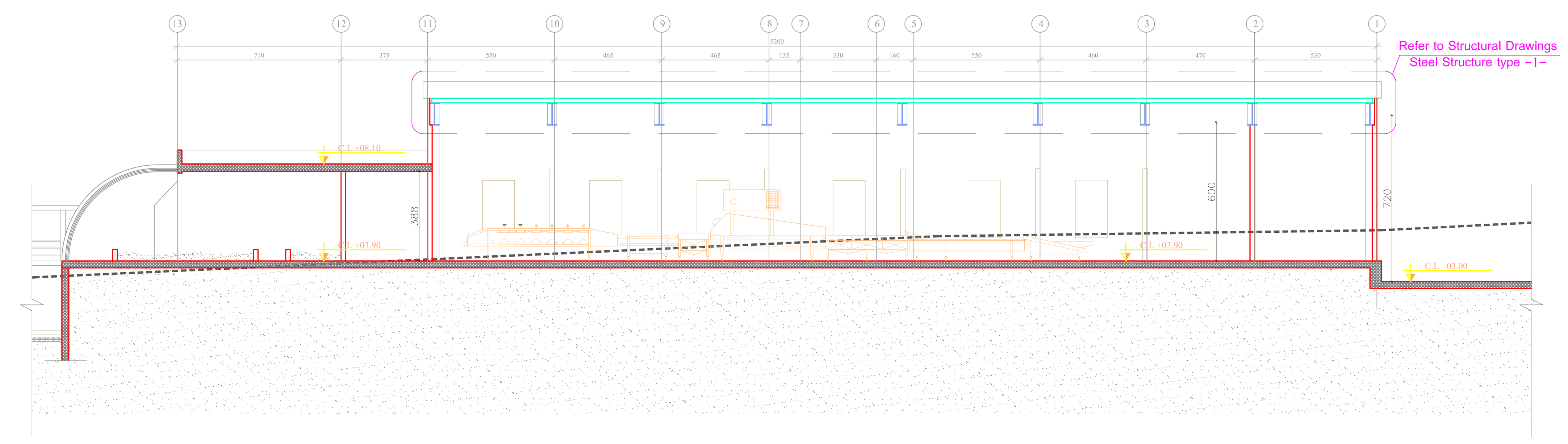

SECTION 1-1

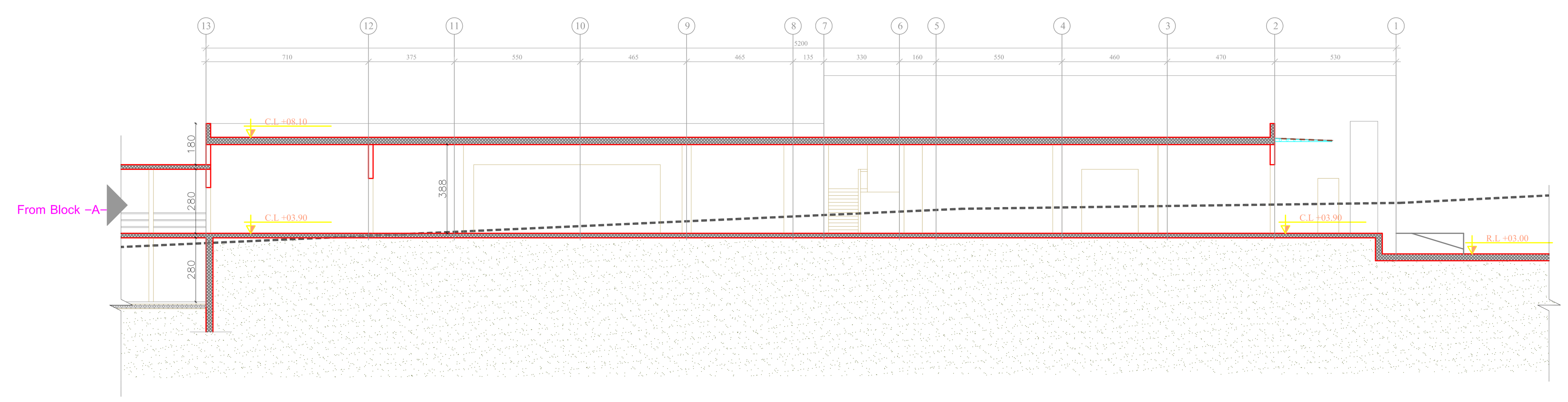

SECTION 2-2

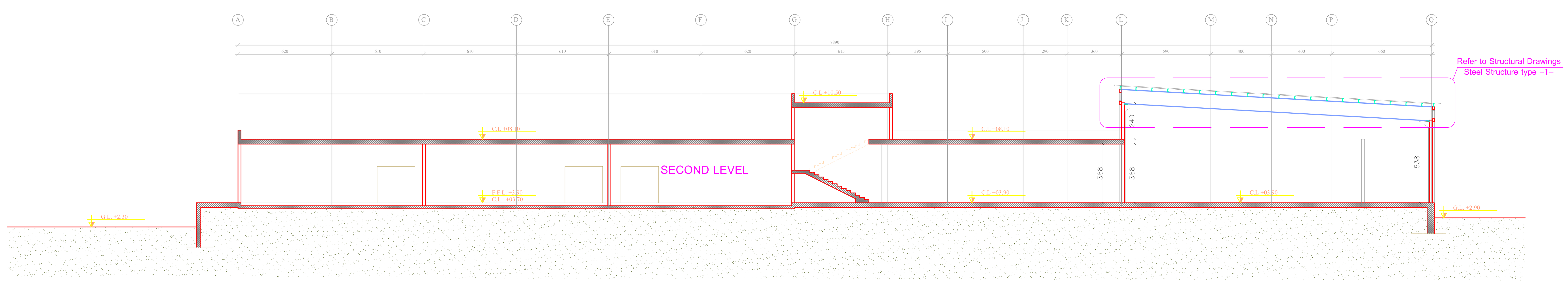

SECTION 3-3

Rev.	Date	Description	Checked	Approved

THIS DRAWING IS A COPYRIGHT. DO NOT SCALE FROM THE DRAWING. THE CONTRACTOR AND HIS SUB-CONTRACTORS ARE TO VERIFY ALL DIMENSIONS ON SITE BEFORE MAKING SHOP DRAWINGS OR COMMENCING MANUFACTURE.

United Nation Development Programme
UNDP Lebanon
Social and Local Development Programme
P.O.Box: 11-3216 Beirut, Lebanon Tel: 961 1 962491

PROGRAMME:

Lebanese Host Communities Support Programme

CONSULTANT:

Project
WEST BEKAA - AGRICULTURE DEVELOPMENT CENTER
PLOT # 442

Drawing Title
ELECTRICAL

SECTIONS BLOCK B

Scale: 1/150	Sheet Size: A1	
Approved By:	V.B	Date: July-2016
Checked By:	V.B	Date: July-2016
Drawn By:	H.R	Date: July-2016
Client Code.		
Drawing No.	L1003D-A-B-102	Rev. 0

Approvals

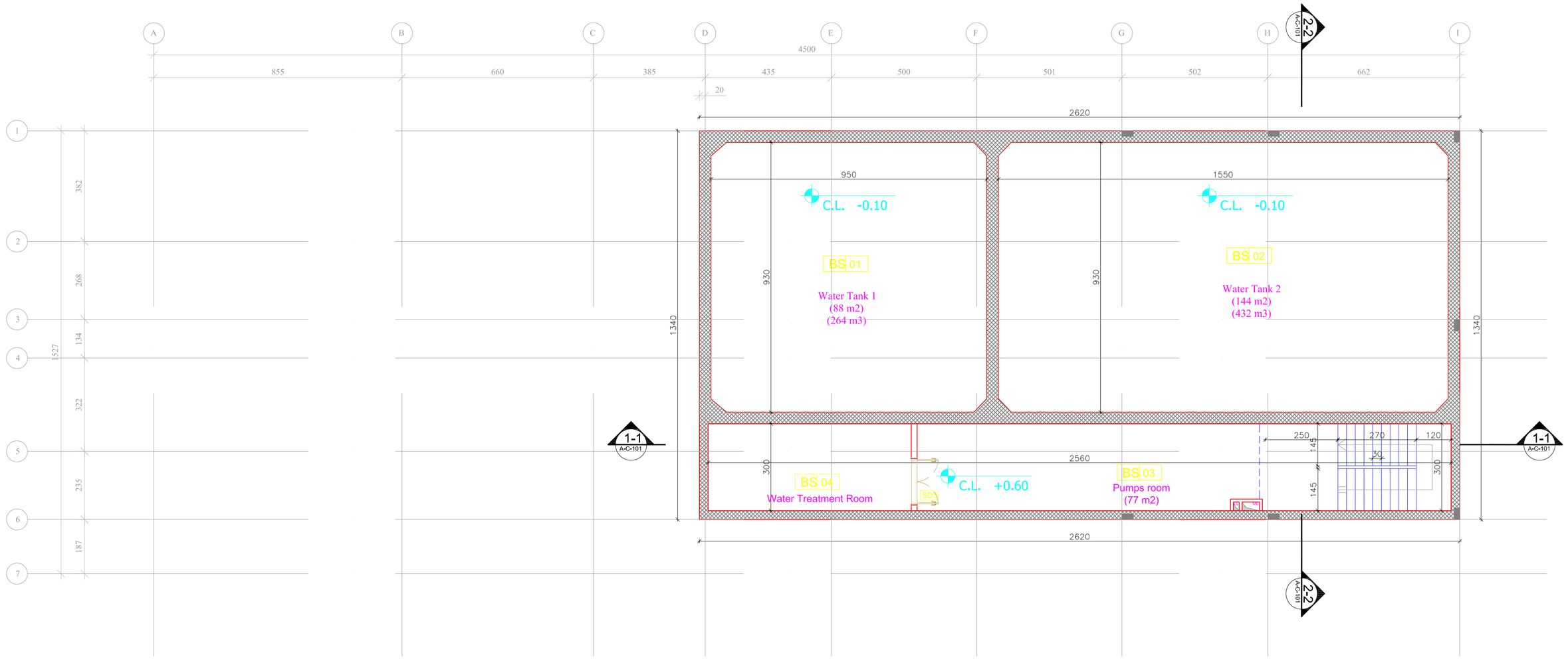

Basement floor

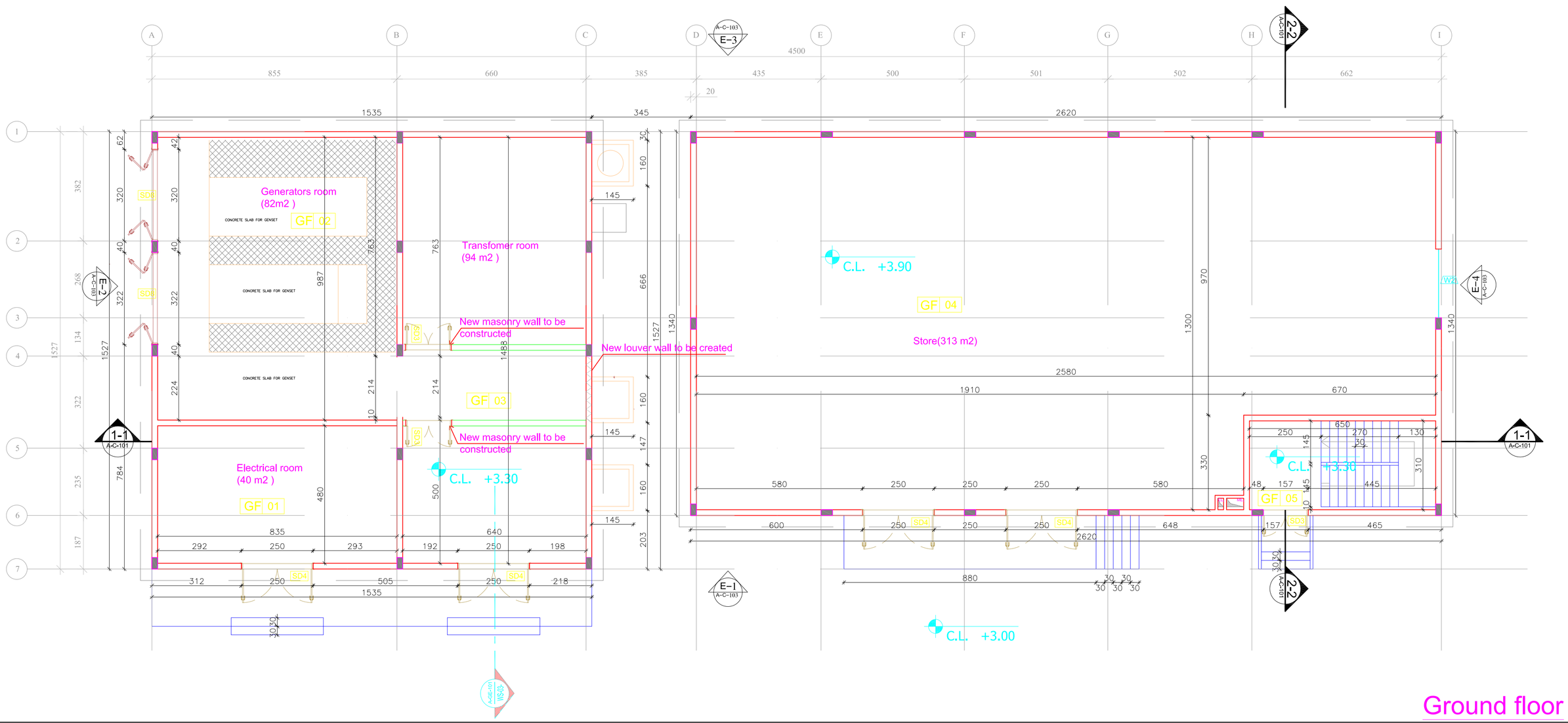

Ground floor

Rev.	Date	Description	Checked	Approved

THIS DRAWING IS A COPYRIGHT. DO NOT SCALE FROM THE DRAWING. THE CONTRACTOR AND HIS SUB-CONTRACTORS ARE TO VERIFY ALL DIMENSIONS ON SITE BEFORE MAKING SHOP DRAWINGS OR COMMENCING MANUFACTURE.

United Nation Development Programme
UNDP Lebanon
Social and Local Development Programme
P.O.Box: 11-3216 Beirut, Lebanon Tel: 961 1 962491

PROGRAMME:

Lebanese Host Communities Support Programme

CONSULTANT:

Project
WEST BEKAA - AGRICULTURE DEVELOPMENT CENTER
PLOT # 442

Drawing Title ELECTRICAL

GROUND FLOOR & BASEMENT BLOCK C

Scale: 1/100	Sheet Size: A1		
Approved By:	V.B	Date:	July-2016
Checked By:	V.B	Date:	July-2016
Drawn By:	H.R	Date:	July-2016
Client Code.			
Drawing No.	L1003D-A-C-102	Rev.	0

Approvals

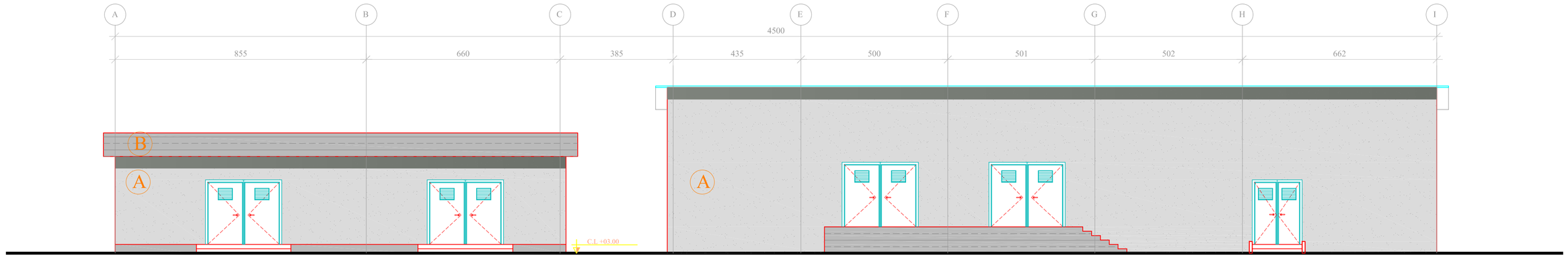

Elevation -1-

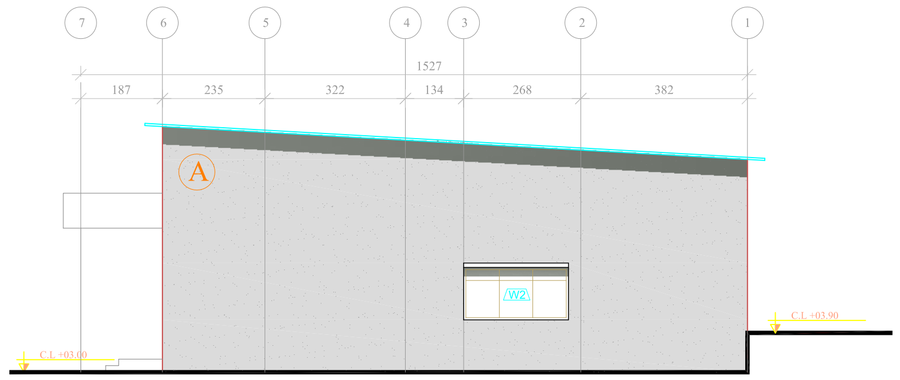

Elevation -4-

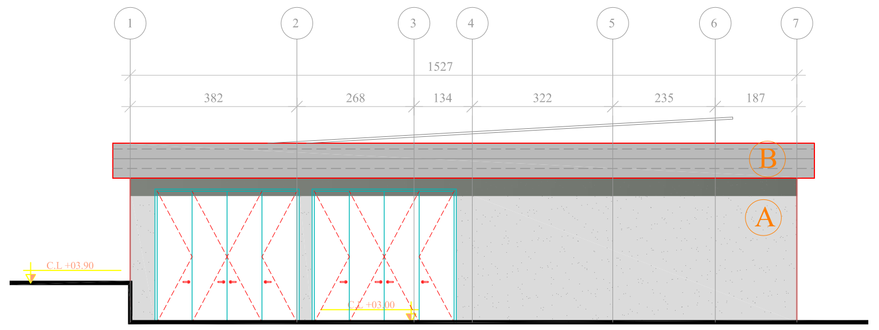

Elevation -2-

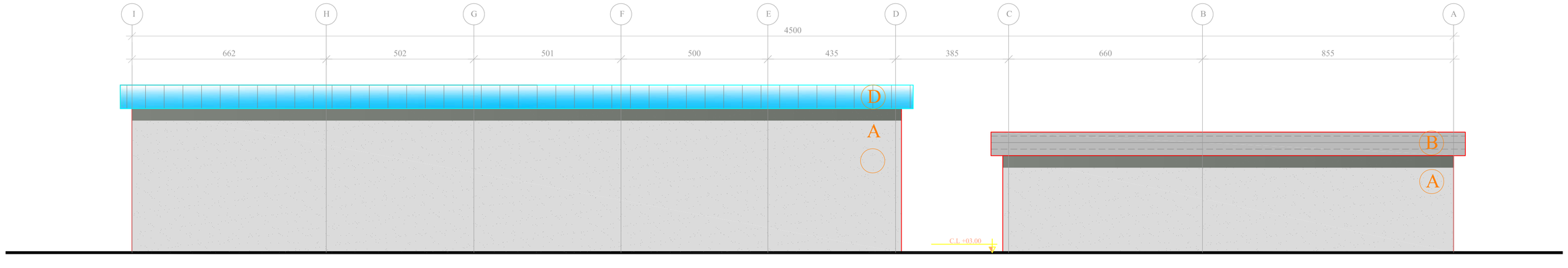

Elevation -3-

Rev.	Date	Description	Checked	Approved

THIS DRAWING IS A COPYRIGHT. DO NOT SCALE FROM THE DRAWING. THE CONTRACTOR AND HIS SUB-CONTRACTORS ARE TO VERIFY ALL DIMENSIONS ON SITE BEFORE MAKING SHOP DRAWINGS OR COMMENCING MANUFACTURE.

United Nation Development Programme
UNDP Lebanon
Social and Local Development Programme
P.O.Box: 11-3216 Beirut, Lebanon Tel: 961 1 962491

PROGRAMME:

Lebanese Host Communities Support Programme

CONSULTANT:

Project
WEST BEKAA - AGRICULTURE DEVELOPMENT CENTER
PLOT # 442

Drawing Title ELECTRICAL

ELEVATIONS BLOCK C

Scale: 1/100	Sheet Size: A1		
Approved By:	V.B	Date:	July-2016
Checked By:	V.B	Date:	July-2016
Drawn By:	H.R	Date:	July-2016
Client Code.			
Drawing No.	L1003D-A-C-103	Rev.	0

Approvals

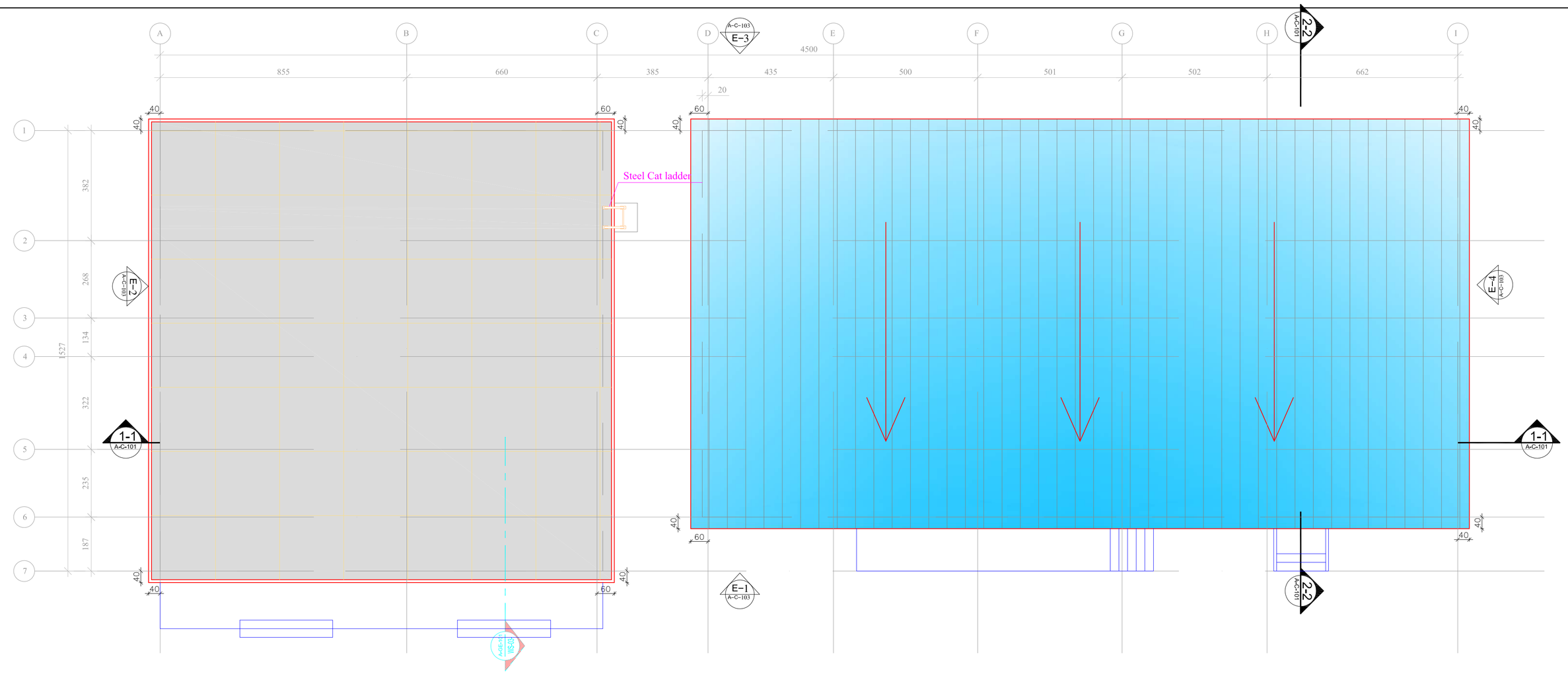

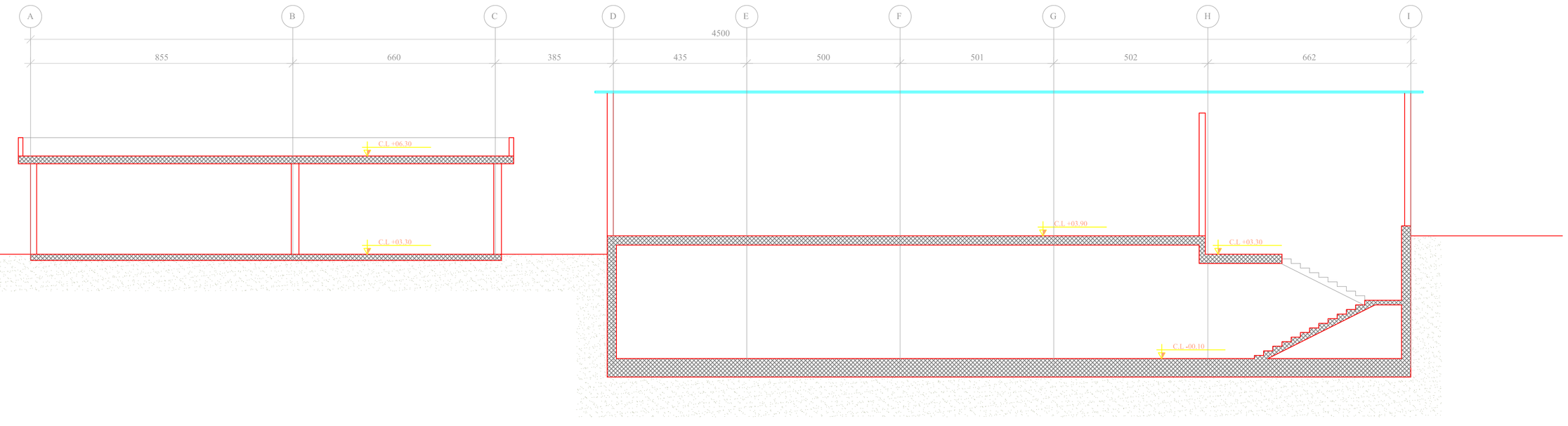

Section 1-1

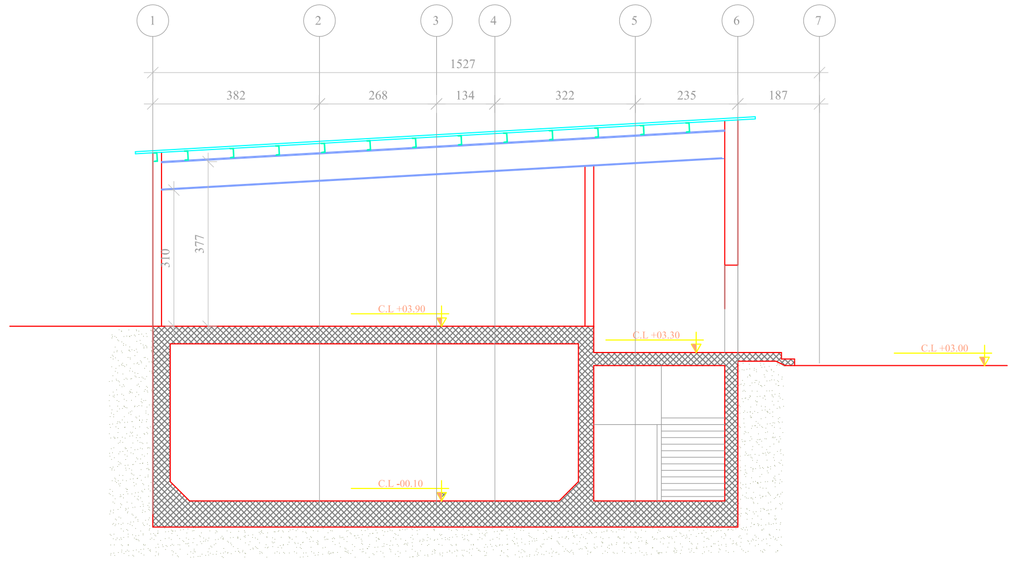

Section 2-2

Rev.	Date	Description	Checked	Approved

THIS DRAWING IS A COPYRIGHT. DO NOT SCALE FROM THE DRAWING. THE CONTRACTOR AND HIS SUB-CONTRACTORS ARE TO VERIFY ALL DIMENSIONS ON SITE BEFORE MAKING SHOP DRAWINGS OR COMMENCING MANUFACTURE.

United Nation Development Programme
UNDP Lebanon
Social and Local Development Programme
P.O.Box: 11-3216 Beirut, Lebanon Tel: 961 1 962491

PROGRAMME:

Lebanese Host Communities Support Programme

CONSULTANT:

Project
WEST BEKAA - AGRICULTURE DEVELOPMENT CENTER
PLOT # 442

Drawing Title ELECTRICAL

MASS PLAN & SECTIONS BLOCK C

Scale: 1/100	Sheet Size: A1		
Approved By:	V.B	Date:	July-2016
Checked By:	V.B	Date:	July-2016
Drawn By:	H.R	Date:	July-2016
Client Code.			
Drawing No.	L1003D-A-C-101	Rev.	0

Approvals

LEGENDS

FLOOR	
a	60X60CM CERAMIC TILES FOR OFFICES AREA
b	20X20CM CERAMIC TILES WET AREA
c	EPOXY FLOOR COATING FOR WORKSHOP ZONE
d	PROTECTIVE & INSULATED PANELS FOR FRIDGE
e	TREAD & RISER 30mm thick,320mm wide marble tread & 20mm thick,150mm height riser
g	PAVING BLOCK FOR SIDEWALK
h	AGRICULTURE SOIL
J	BITUMINOUS COATING FOR WATER TANK
SKIRTING	
a	10mm THICK CERAMIC SKIRTING
b	20mm THICK MARBLE SKIRTING
c	PRECAST CONCRETE CURBS (50x30x20)cm
WALL	
a	PRIME COAT,2 UNDERCOAT,FINISHING COATS OF WASHABLE PAINT
b	PROTECTIVE & INSULATED PANELS FOR FRIDGES
c	EPOXY COATED OVER REINFORCED CONCRETE
d	20x20cm COLORED GLAZED WALL TILES
e	BITUMINOUS COATING FOR WATER TANK
CEILING	
a	PRIME COAT,2 UNDERCOAT,FINISHING COATS OF WASHABLE PAINT
b	STEEL TROUGH CLADDING FOR PACKING ROOFS
c	PLEXI-GLASS (PLASTIC SHADE)
d	PROTECTIVE & INSULATED PANELS FOR FRIDGES
e	3cm THICK THERMAL INSULATION EXTRUDED POLYSTEREN
g	FALSE CEILING ALUMINUM STRIPES FOR WET AREA
h	BITUMINOUS COATING FOR WATER TANK

SCHEDULE OF INTERNAL FINISHES

GROUND FLOOR+BASEMENT

ROOM NUMBER	ROOM NAME	SURFACES	CODE				
			FLOOR	SKIRTING	WALL	CEILING	
GF-01	ELECTRICAL ROOM	40 m^2	c	–	a	a	
GF-02	GENERATORS ROOM	82 m^2	c	–	a	a	
GF-03	TRANSFORMERS ROOM	94 m^2	c	–	a	a	
GF-04	STORAGE	313 m^2	b	a	a	b	
GF-05	STAIRS	20 m^2	e	b	–	–	
BS-01	WATER TANK 1	88 m^2	j	–	e	h	
BS-02	WATER TANK 2	144 m^2	j	–	e	h	
BS-03	PUMPS ROOM	-- m^2	b	a	a	a	
BS-04	TREATMENT ROOM	-- m^2	b	a	a	a	

SCHEDULE OF STEEL DOORS @ level 2

TYPE	Dimensions	No.
SD3	220x160cm	2
SD4	220x250cm	4
SD8	300x320cm	2

Rev.	Date	Description	Checked	Approved

THIS DRAWING IS A COPYRIGHT. DO NOT SCALE FROM THE DRAWING. THE CONTRACTOR AND HIS SUB-CONTRACTORS ARE TO VERIFY ALL DIMENSIONS ON SITE BEFORE MAKING SHOP DRAWINGS OR COMMENCING MANUFACTURE.

United Nation Development Programme
UNDP Lebanon
Social and Local Development Programme
P.O.Box: 11-3216 Beirut, Lebanon Tel: 961 1 962491

PROGRAMME:

Lebanese Host Communities Support Programme

CONSULTANT:

Project
WEST BEKAA - AGRICULTURE DEVELOPMENT CENTER
PLOT # 442

Drawing Title ELECTRICAL

FINISHING SCHEDULE.

Scale: N.T.S.	Sheet Size: A1	
Approved By: V.B		Date: July-2016
Checked By: V.B		Date: July-2016
Drawn By: H.R		Date: July-2016
Client Code.		
Drawing No. L1003D-A-C-104		Rev. 1
Approvals		

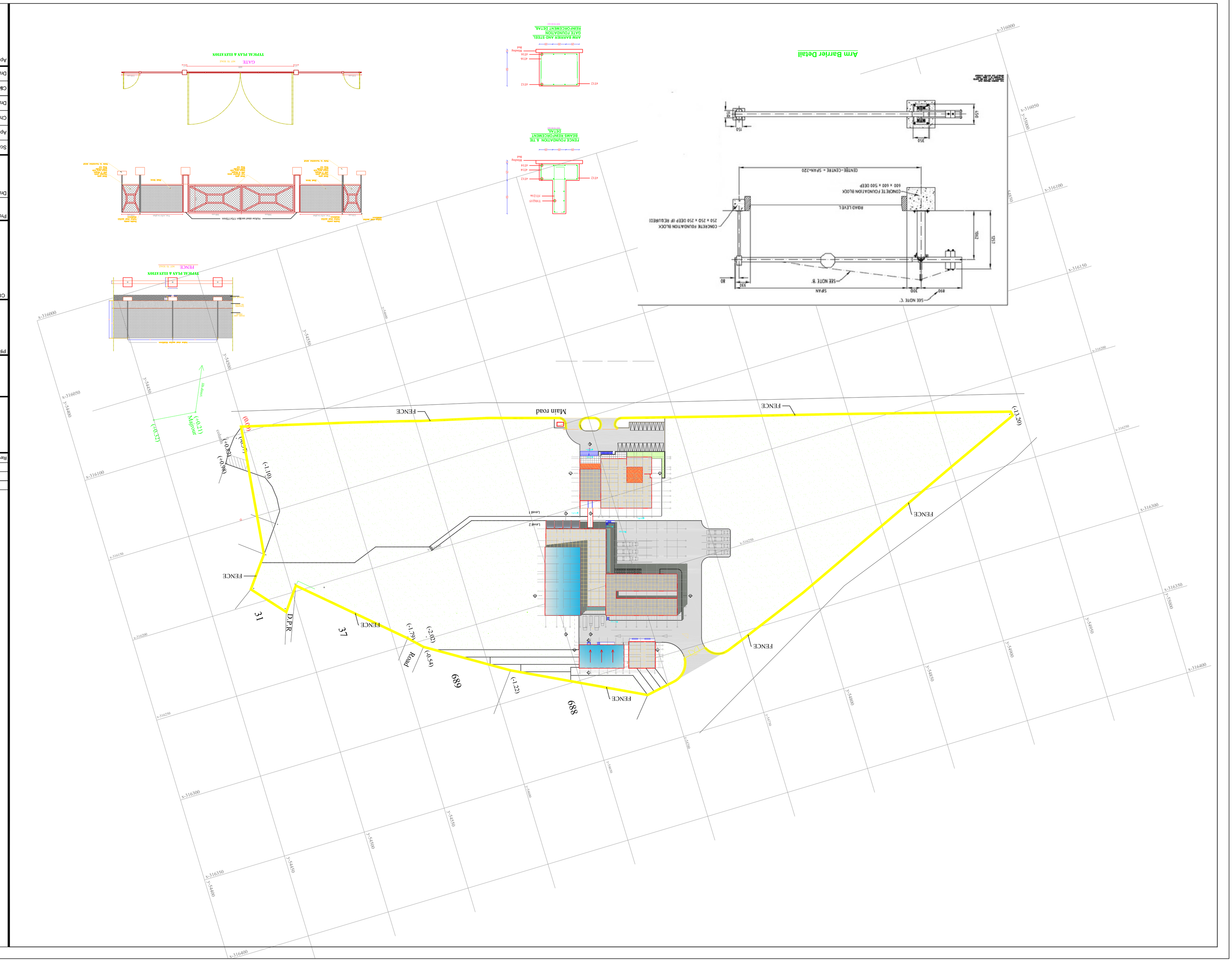

Rev.	Date	Description	Checked	Approved

THIS DRAWING IS A COPYRIGHT. DO NOT SCALE FROM THE DRAWING. THE CONTRACTOR AND HIS SUB-CONTRACTORS ARE TO VERIFY ALL DIMENSIONS ON SITE BEFORE MAKING SHOP DRAWINGS OR COMMENCING MANUFACTURE.

United Nation Development Program
UNDP Lebanon
Social and Local Development Programme
P.O.Box: 11-3216 Beirut, Lebanon Tel: 961 1 962491

PROGRAMME:
Lebanese Host Communities Support Programme

CONSULTANT:

Project
WEST BEKAA - AGRICULTURE DEVELOPMENT CENTER
PLOT # 442

Drawing Title ELECTRICAL

SITE PLAN.

Scale: N.T.S.	Sheet Size: A1		
Approved By:	V.B	Date:	July-2016
Checked By:	V.B	Date:	July-2016
Drawn By:	H.R	Date:	July-2016
Client Code:			
Drawing No.	L1003D-A-SP-100	Rev.	1
Approvals			

SYMBOLS

- ROOM NUMBER
- ALUMINUM OPENINGS
- TIMBER DOOR
- STEEL DOOR
- WOODEN CUPBOARD
- DETAIL NUMBER / SHEET WHERE DETAIL APPEARS
- SECTION NUMBER / SHEET WHERE SECTION APPEARS
- ELEVATION NUMBER / SHEET WHERE ELEVATION APPEARS
- LEVEL IN PLAN
- LEVEL IN ELEVATION & SECTION

LEGEND

P.L.	PAVING LEVEL
F.F.L.	FINISH FLOOR LEVEL
C.L.	CONCRETE LEVEL
S.W.L.	SIDE WALK LEVEL
N.G.L.	NATURAL GROUND LEVEL
G.L.	GARDEN LEVEL
A.S.L.	AGRICULTURE SOIL LEVEL
E.C.	ELECTRIC CABINET
F.H.C.	FIRE HOSE REEL CABINET
F.B.	FLOWER BOX
E.W.H.	ELECTRIC WATER HEATER
C L	CENTER LINE
C/C	CENTER TO CENTER
DIA.	DIAMETER
O.T.S.	OPEN TO SKY
N.I.C.	NOT IN CONTRACT
P.E.	PIPE ENCLOSURE
F.C.	FALSE CEILING.
C.M.U.	CONCRETE MASONRY UNIT

GENERAL NOTES

1- UNLESS OTHERWISE INDICATED ALL DIMENSIONS ARE IN CENTIMETERS AND ALL LEVELS ARE IN METERS.

2- DRAWINGS SHALL NOT BE SCALED ONLY WRITTEN DIMENSIONS SHALL BE FOLLOWED.

3- ALL DRAWINGS SHALL BE READ IN CONJUNCTION FOR PROPER COORDINATION.

4- ANY INCONSISTENCY OR DISCREPANCY IS TO BE BROUGHT TO THE ATTENTION OF THE ENGINEER BEFORE COMMENCEMENT OF THE WORK.

5- THE FOLLOWING CLAUSE SHALL BE READ AFTER ALL MENTIONED MANUFACTURES NAMES "OR AN EQUAL APPROVED BY THE ENGINEER".

6- THE CONTRACTOR SHOULD SUBMIT DETAILED WORKSHOP DRAWINGS FOR THE FOLLOWING, PRIOR TO COMMENCEMENT OF WORK FOR THE ENGINEERS APPROVAL:
-CLADDING & SUSPENDED CEILING
-ALUMINUM WORKS
-KITCHEN CABINETS , TIMBER WORKS & BALUSTRADE
-STAIRS & TILING

7- ALL SHADES AND COLORS SHOULD BE FINALLY APPROVED ON SITE ACCORDING TO THE SUBMITTED AND OR APPLIED SAMPLES.

8- ALL EXPOSED CONCRETE EDGES SHOULD BE CHAMFERED AS NOTED ON DRAWINGS.

9- THE WATERPROOFING OF KITCHENS BATHROOMS TOILETS, BALCONIES, TERRACES & PUMP ROOM SHALL BE WATERPROOF AS SPECIFIED.

10- ALL DOORS OF KITCHENS, BATHROOMS, TOILETS AND SERVICE ROOMS SHALL HAVE 3cmTHICK MARBLE THRESHOLD WITH EXPOSED EDGES PENCIL ROUNDED.

11- ALL MASONRY AND CONCRETE EXTERNAL CORNERS SHALL HAVE RETAINING STAINLESS STEEL PLASTER BEADS.

12- ALL JOINTS BETWEEN REINFORCED CONCRETE &HOLLOW BLOCK WALL SHALL HAVE EXPANDED METAL MESH FIXED ON BOTH SIDES OF JOINTS WITH MINIMUM OF 15cm OVER LAP.

13- ALL DOOR & WINDOW JAMBS & SILLS SHALL BE MIN. 10cm THICK (GRADE 25) REINFORCED CONCRETE.

Rev.	Date	Description	Checked	Approved

THIS DRAWING IS A COPYRIGHT. DO NOT SCALE FROM THE DRAWING. THE CONTRACTOR AND HIS SUB-CONTRACTORS ARE TO VERIFY ALL DIMENSIONS ON SITE BEFORE MAKING SHOP DRAWINGS OR COMMENCING MANUFACTURE.

United Nation Development Programme
UNDP Lebanon
Social and Local Development Programme
P.O.Box: 11-3216 Beirut, Lebanon Tel: 961 1 962491

PROGRAMME:

Lebanese Host Communities Support Programme

CONSULTANT:

Project
WEST BEKAA - AGRICULTURE DEVELOPMENT CENTER
PLOT # 442

Drawing Title ELECTRICAL

GENERAL NOTES

Scale: N.T.S.	Sheet Size: A1	
Approved By:	V.B	Date: July-2016
Checked By:	V.B	Date: July-2016
Drawn By:	H.R	Date: July-2016
Client Code.		
Drawing No.	L1003D-A-GE-101	Rev. 0

Approvals