

Notes	
	M. D. B .
	M. D. B . 400A
	A. C. B. 6L 1PH
	A. C. B. 12L 3PH
	15 A Switch Socket
	13 A Switch Socket
	Split Unit 2 ton
	Ceiling Lighting 60*60 cm
	Ceiling Fan
	Exhaust Fan 12 inch
	Exhaust Fan 6 inch
	Bell Outlet
	Buzzer
	Wether Proof Wall Mounted
	Ceiling Fitting
	Electrical Boiler

**Points of lighting Ground Floor +  
Ceiling Fan+ Exhaust Fan Plan**

Typical drawings for Diyala School

Drawn by: Eng Azad Abdulkareem

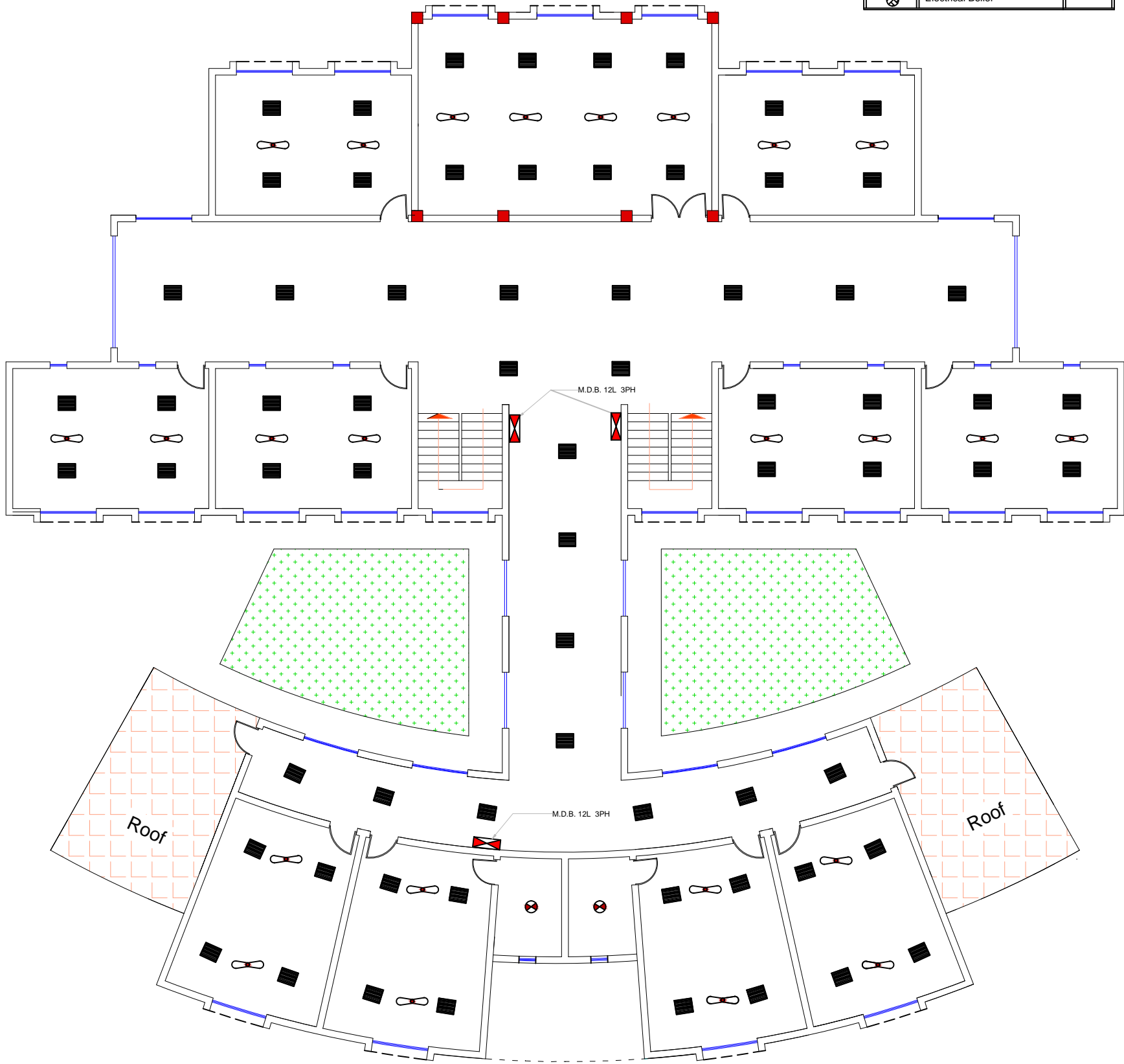
Sheet Title : Points of Lighting ground floor+  
Ceiling Fan+Exhaust Fan Plan

Scale NTS

Date

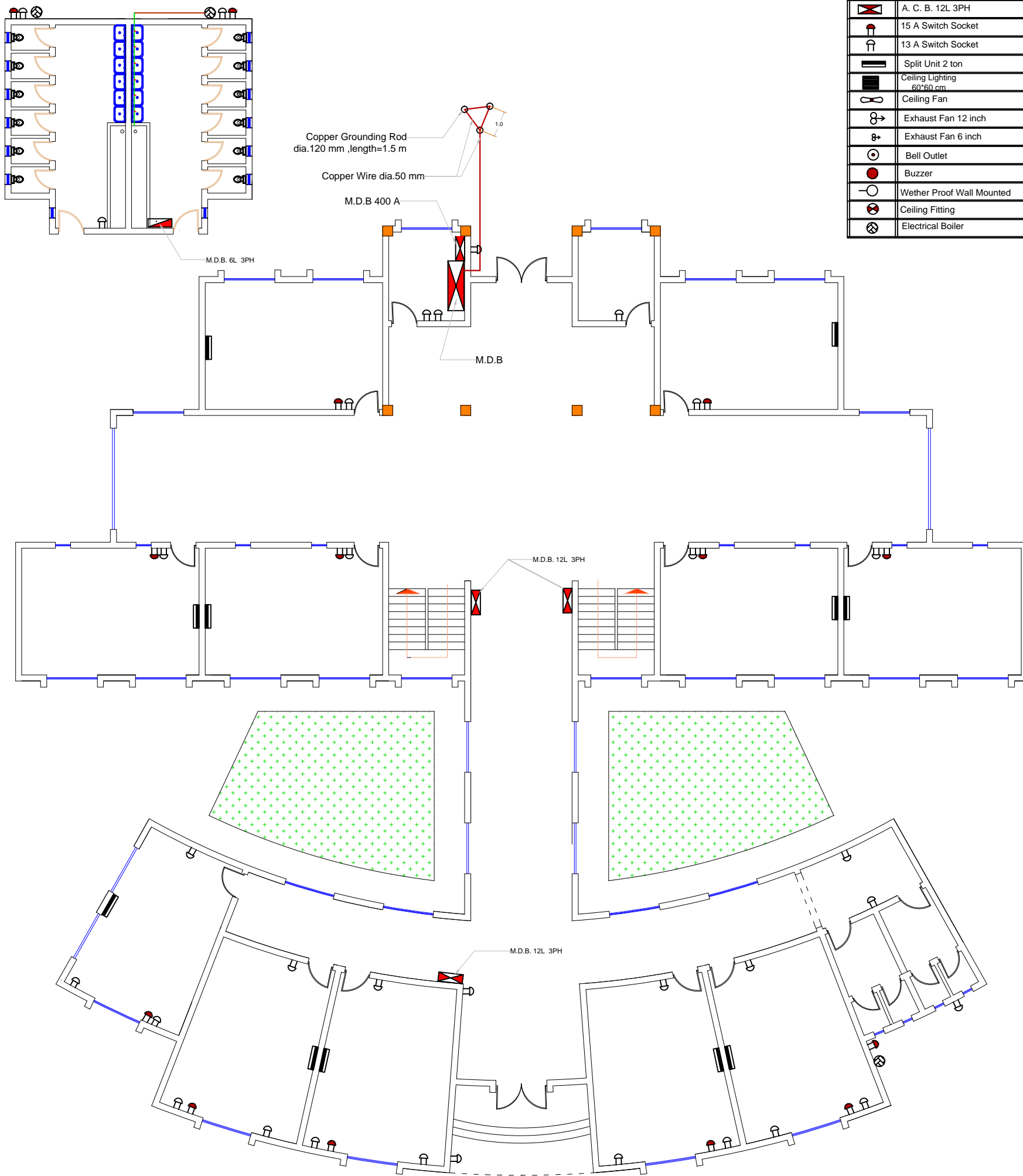
DWG No. 33

Notes	
	M. D. B .
	M. D. B . 400A
	A. C. B. 6L 1PH
	A. C. B. 12L 3PH
	15 A Switch Socket
	13 A Switch Socket
	Split Unit 2 ton
	Ceiling Lighting 60/60 cm
	Ceiling Fan
	Exhaust Fan 12 inch
	Exhaust Fan 6 inch
	Bell Outlet
	Buzzer
	Wether Proof Wall Mounted
	Ceiling Fitting
	Electrical Boiler



Points of lighting First Floor +  
Ceiling Fan+ Exhaust Fan Plan

Typical drawings for Diyala School		
Drawn by: Eng Azad Abdulkareem		
Sheet Title : Points of Lighting First Floor +Ceiling Fan +Exhaust Fan Plan		
Scale NTS	Date	DWG No 34

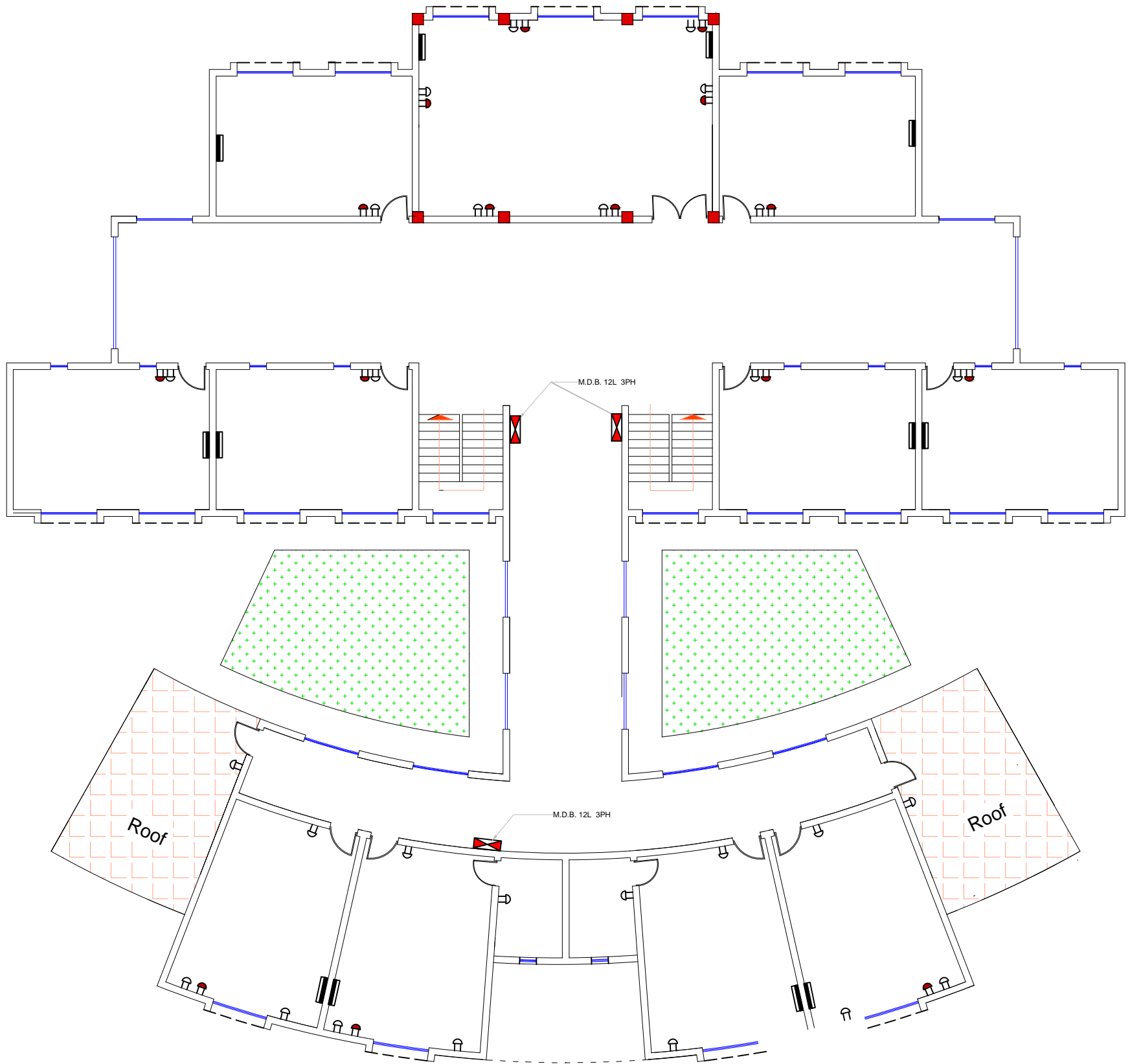


Notes	
	M. D. B .
	M. D. B . 400A
	A. C. B. 6L 1PH
	A. C. B. 12L 3PH
	15 A Switch Socket
	13 A Switch Socket
	Split Unit 2 ton
	Ceiling Lighting 60*60 cm
	Ceiling Fan
	Exhaust Fan 12 inch
	Exhaust Fan 6 inch
	Bell Outlet
	Buzzer
	Wether Proof Wall Mounted
	Ceiling Fitting
	Electrical Boiler

Points of Power Ground Floor + Split Unit Plan

Typical drawings for Diyala School		
Drawn by: Eng Azad Abdulkareem		
Sheet Title : Points of Power Ground Floor +Split Unit Plan		
Scale NTS	Date	DWG No. 35

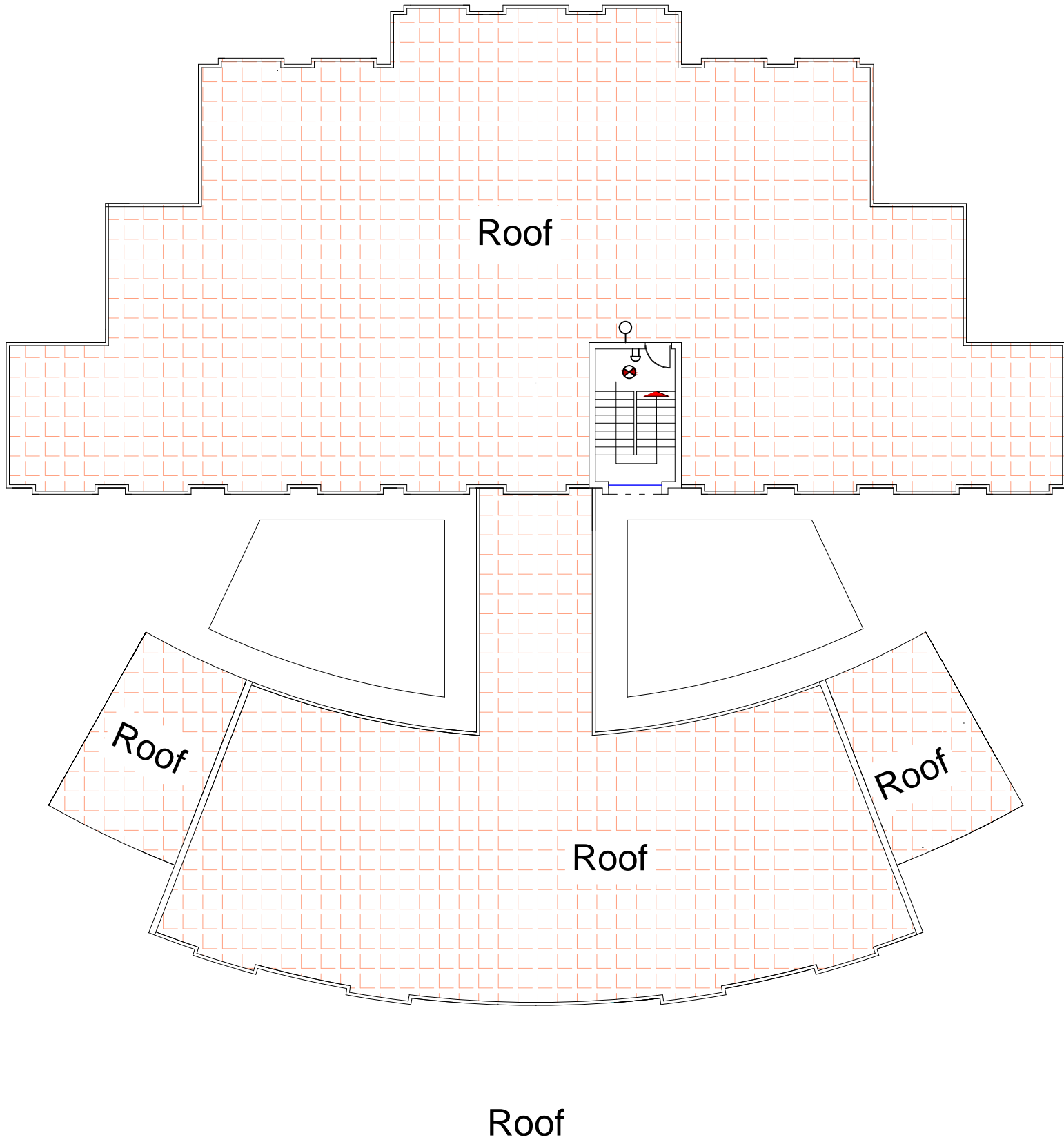
Notes	
	M. D. B .
	M. D. B . 400A
	A. C. B. 6L 1PH
	A. C. B. 12L 3PH
	15 A Switch Socket
	13 A Switch Socket
	Split Unit 2 ton
	Ceiling Lighting 60*60 cm
	Ceiling Fan
	Exhaust Fan 12 inch
	Exhaust Fan 6 inch
	Bell Outlet
	Buzzer
	Wether Proof Wall Mounted
	Ceiling Fitting
	Electrical Boiler



Points of Power First Floor +  
Split Unit Plan

Typical drawings for Diyala School		
Drawn by: Eng Azad Abdulkareem		
Sheet Title : Points of Power First Floor + Split Unit Plan		
Scale NTS	Date	DWG No. 36

Notes	
	M. D. B .
	M. D. B . 400A
	A. C. B. 6L 1PH
	A. C. B. 12L 3PH
	15 A Switch Socket
	13 A Switch Socket
	Split Unit 2 ton
	Ceiling Lighting 60/60 cm
	Ceiling Fan
	Exhaust Fan 12 inch
	Exhaust Fan 6 inch
	Bell Outlet
	Buzzer
	Wether Proof Wall Mounted
	Ceiling Fitting
	Electrical Boiler



Typical drawings for Diyala School		
Drawn by: Eng Azad Abdulkareem		
Sheet Title : Points of Roof Lighting & Point of Power Plan		
Scale NTS	Date	DWG No 37