CENTRE DE FORMATION PROFESSIONNELLE

CAYES, HAITI

GÉNIE CIVIL

SALLE DE CLASSE		
No	Planche	Titre
1.	S-00	PAGE DE GARDE
2.	S-01	NOTES GÉNÉRALES
3.	S-02	DÉTAILS TYPIQUES FONDATIONS
4.	S-03	DÉTAILS TYPIQUES DALLAGE
5.	S-04	PLAN DU RADIER
6.	S-05	PLAN DU DALLAGE SUR TERRE PLEIN
7.	S-06	PLAN DES COLONNES
8.	S-07	PLAN DES MURS DE REFEND
9.	S-08	COUPE AA
10.	S-09	COUPE BB
11.	S-10	PLAN DES POUTRES
12.	S-11	PLAN DE TOITURE
13.	S-12	DÉTAILS TOITURE
14.	S-13	DÉTAILS TOITURE
15.		
16.		

MAÎTRE D'OUVRAGE

UNDP

ÉTUDES ARCHITECTURALES

WE architects/ working for environnement

ÉTUDES STRUCTURALES

eds

Vérification et validation des plans et des notes de calcul de structures du centre professionnel de la ville des Cayes.

PATRICK ST-LOUIS & AL

EPICENTRE / INGENIEUR, CONSEIL

PORT-AU-PRINCE, HAITI

S-000

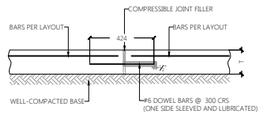

TYP. MOVEMENT JOINT (MJ)
(GRADE SLAB) 1:25

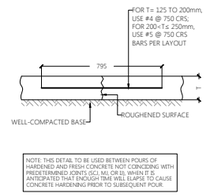

BONDED CONSTRUCTION JOINT
(GRADE SLAB) 1:25

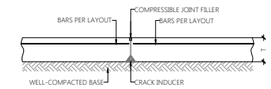

SHRINKAGE CONTROL JOINT (SCJ)
(GRADE SLAB) 1:25

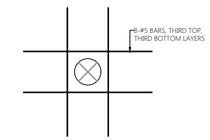

TRIMMER BARS AROUND SLAB OPENING
(SUSPENDED SLAB)

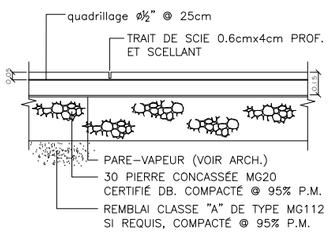

DALLAGE SUR TERRE PLEIN
DÉTAIL TYPIQUE

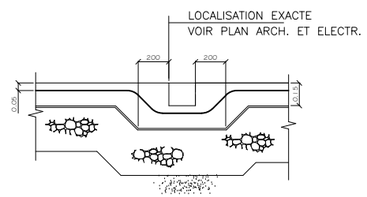

DALLAGE SUR TERRE PLEIN
(AVEC CANIVEAU) DÉTAIL TYPIQUE

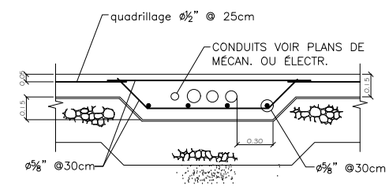

DALLAGE SUR TERRE PLEIN
(AVEC CONDUITS ENFOUIS) DÉTAIL TYPIQUE

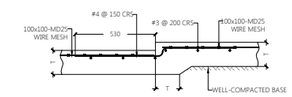

STEP DETAIL
(GRADE SLAB) 1:25

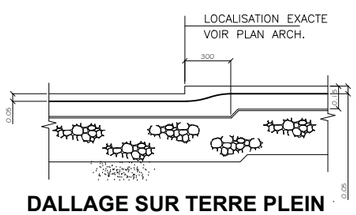

DALLAGE SUR TERRE PLEIN
(AUX CHANGEMENTS D'ÉLÉVATIONS) DÉTAIL TYPIQUE

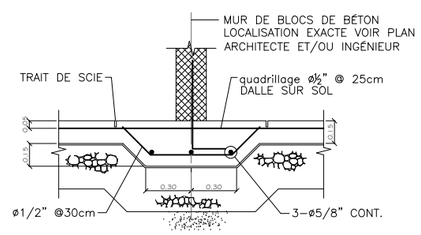

DALLAGE SUR TERRE PLEIN
(SOUS LES MURS DE BLOCS) DÉTAIL TYPIQUE

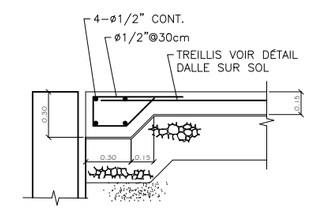

DALLAGE SUR TERRE PLEIN
(BORDS DE DALLE) DÉTAIL TYPIQUE

PATRICK ST-LOUIS & AL
Épicentre /Ingénieurs Conseils
Port-au-Prince, Haiti

PRÉLIMINAIRE

NOTES : TOUS LES NIVEAUX ET DIMENSIONS SUR CE DESSIN DOIVENT ÊTRE VÉRIFIÉS AU CHANTIER.

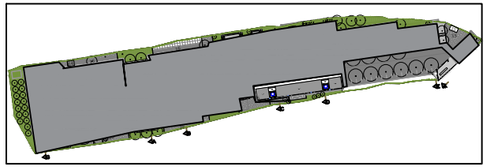

Projet: CENTRE DE FORMATION PROFESSIONNELLE DES CAYES

Client: PROGRAMME DES NATION UNIES POUR LE DEVELOPPEMENT,HAITI (PNUD)
INSTITUT NATIONAL DE FORMATION PROFESSELLE, (INFP)
MINISTÈRE DE L'ÉDUCATION NATIONALE ET DE LA FORMATION PROFESSIONNELLE, (MENFP)

DÉTAILS TYPIQUES FONDATION

Date: 20-Janvier-2018
Dessiné par: G.M.SERIPHIN & E.S.DELCINE Ing/Arch
Approuvé par: Patrick ST-LOUIS Ing
Échelle: 1: 1

S-002

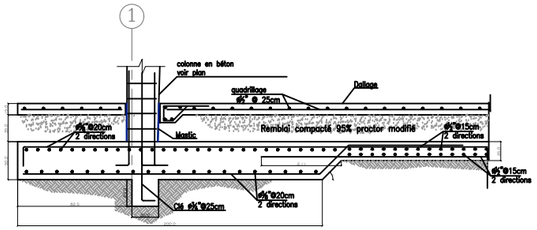

FERRAILLAGE TRANSVERSAL RADIER GENERAL

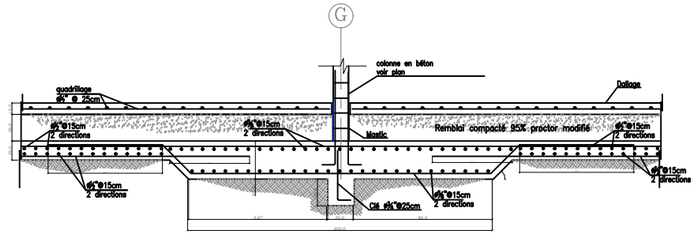

FERRAILLAGE TRANSVERSAL RADIER GENERAL

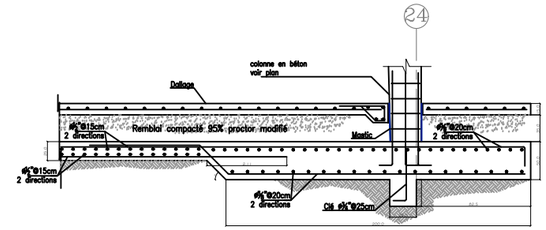

FERRAILLAGE TRANSVERSAL RADIER GENERAL

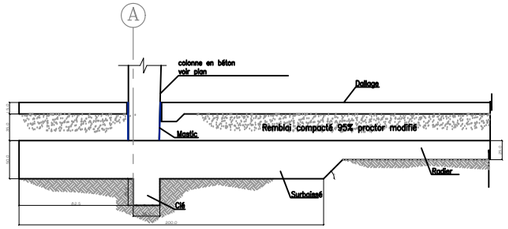

SECTION TYPE RADIER GENERAL EXTERIEUR

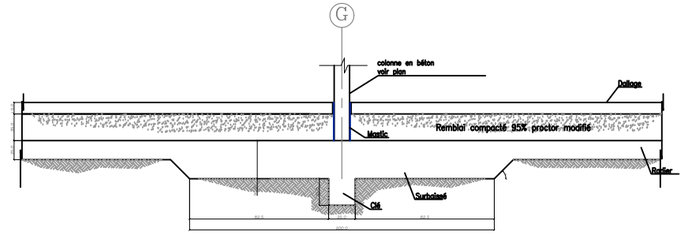

SECTION TYPE RADIER GENERAL EXTERIEUR

Semelle sous joint de dilatation.

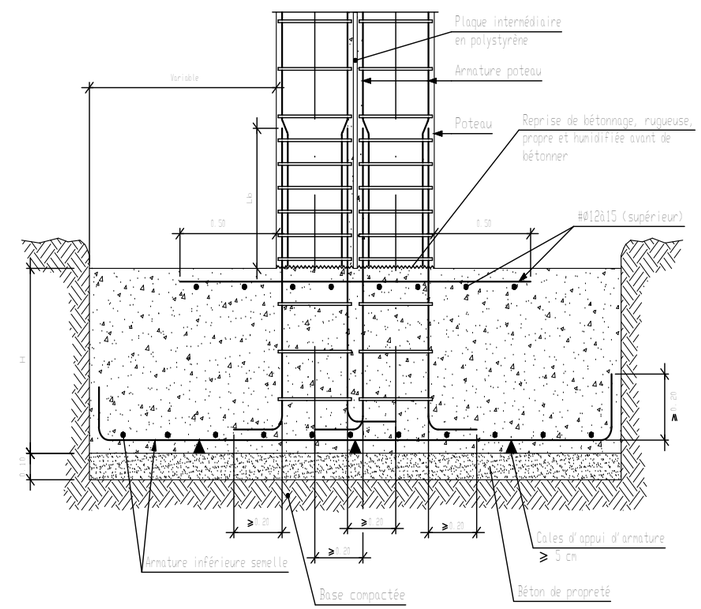

PATRICK ST-LOUIS & AL Épicentre /Ingénieurs Conseils Port-au-Prince, Haiti	PRÉLIMINAIRE NOTES : TOUS LES NIVEAUX ET DIMENSIONS SUR CE DESSIN DOIVENT ÊTRE VÉRIFIÉS AU CHANTIER.	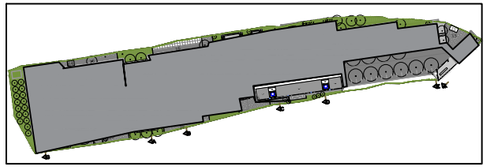	Projet: CENTRE DE FORMATION PROFESSIONNELLE DES CAYES Client: PROGRAMME DES NATION UNIES POUR LE DEVELOPPEMENT,HAITI (PNUD) INSTITUT NATIONAL DE FORMATION PROFESSELLE, (INFP) MINISTÈRE DE L'ÉDUCATION NATIONALE ET DE LA FORMATION PROFESSIONNELLE, (MENFP)	DÉTAILS CONSTRUCTIVES DU RADIER Date: 20-Janvier-2018 Dessiné par: G.M.SERIPHIN & E.S.DELCINE Ing/Arch Approuvé par: Patrick ST-LOUIS Ing Échelle: 1: 4 S-003

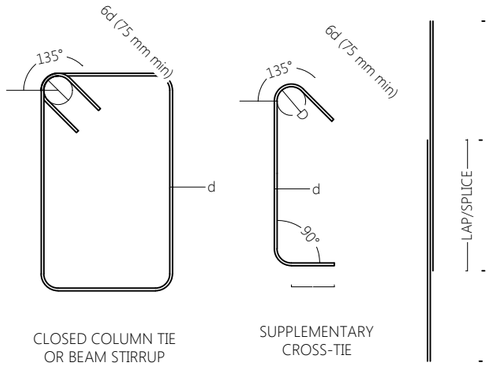

LAP/SPLICE LENGTH		
BAR Ø	US EQUIV.	LAP/SPLICE (mm)
10	#3	400
12	#4	500
16	#5	600
20	#6	700
22	#7	1125
25	#8	1425
28	#9	1750
32	#10	2150
35	#11	2575

D = 4Ø FOR 6 TO 16 mmØ
D = 6Ø FOR 20 TO 34 mmØ
Ø = DIAMETER OF MAIN BAR
d = DIAMETER OF STIRRUP/TIE

EMBEDMENT LENGTH		
BAR Ø	US EQUIV.	L (mm)
10	#3	175
12	#4	225
16	#5	300
20	#6	350
22	#7	400
25	#8	450
28	#9	525
32	#10	575
35	#11	650

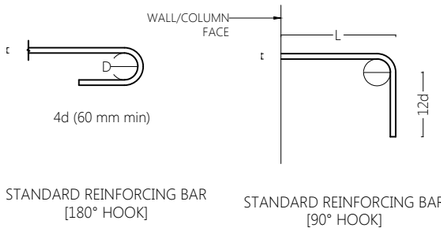

1/200 TYPICAL REINFORCEMENT DETAILS
NTS

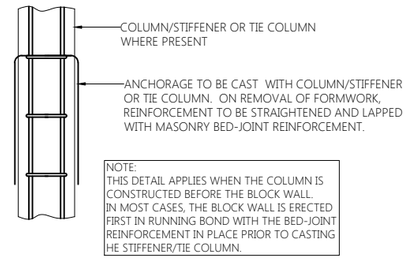

2/200 COLUMN/WALL JUNCTION
1:25

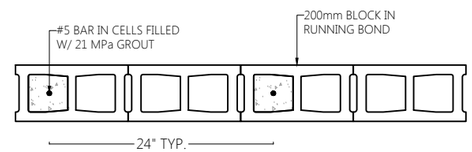

4/200 BLOCKWORK WALL PANEL

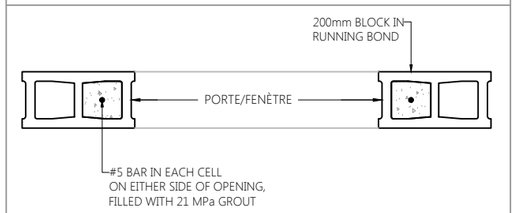

5/200 WALL OPENING
1:25

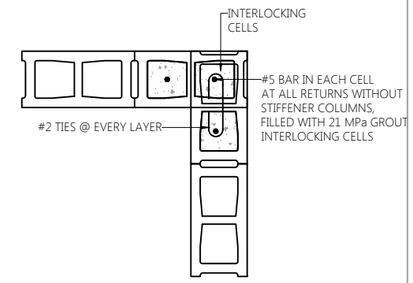

6/200 BLOCK WALL RETURN
1:25

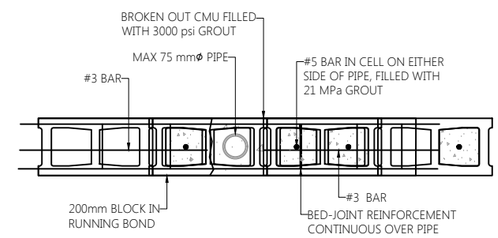

7/200 3"Ø PIPE/RWL IN BLOCKWALL
1:25

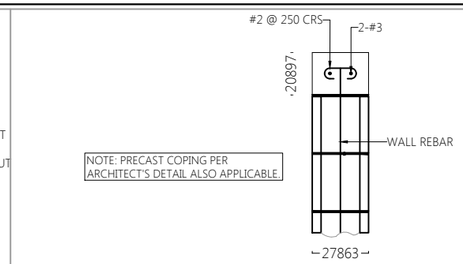

3/200 SILL/COPING DETAIL
1:25

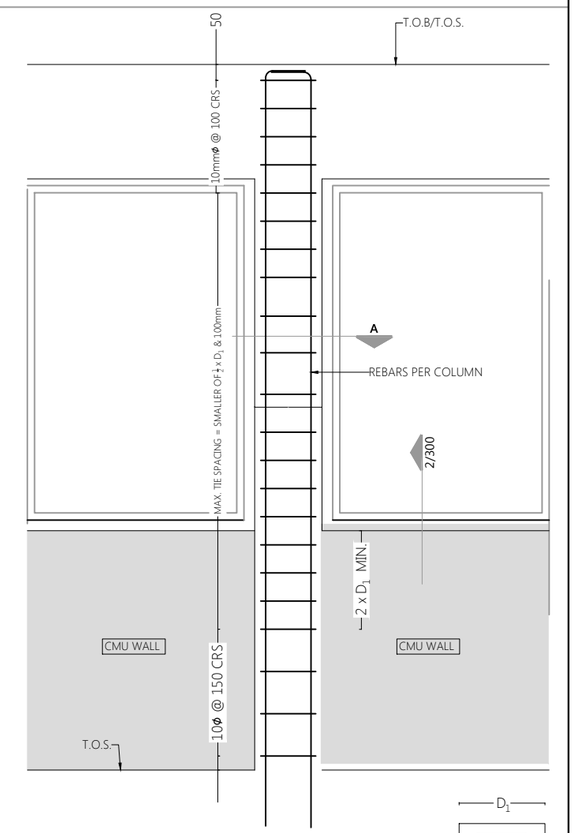

8/200 COLUMNS ADJACENT TO OPENINGS
NTS

PATRICK ST-LOUIS & AL
Épicentre /Ingénieurs Conseils
Port-au-Prince, Haiti

PRÉLIMINAIRE
NOTES : TOUS LES NIVEAUX ET DIMENSIONS SUR CE DESSIN DOIVENT ÊTRE VÉRIFIÉS AU CHANTIER.

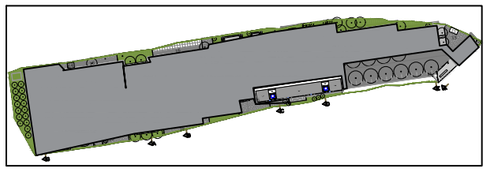

Projet: CENTRE DE FORMATION PROFESSIONNELLE DES CAYES

Client: PROGRAMME DES NATION UNIES POUR LE DEVELOPPEMENT,HAITI (PNUD)
INSTITUT NATIONAL DE FORMATION PROFESSELLE, (INFP)
MINISTÈRE DE L'ÉDUCATION NATIONALE ET DE LA FORMATION PROFESSIONNELLE, (MENFP)

DÉTAILS MAÇONNERIES

Date: 20-Janvier-2018
Dessiné par: G.M.SERIPHIN & E.S.DELCINE Ing/Arch
Approuvé par: Patrick ST-LOUIS Ing
Échelle: 1: 75

S-004

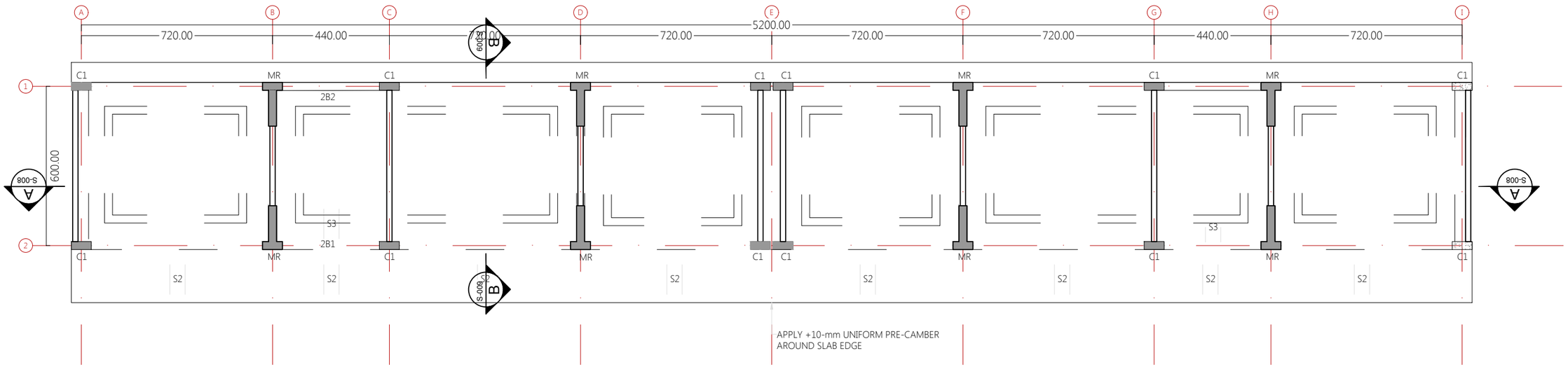

SLAB SCHEDULE				
MARK	TYPE	THICKNESS (mm)	REINFORCEMENT	
			TOP	BOTTOM
S1	TAPERED	250	#4 @ 0.15m CRS BOTH. DIR.	#4 @ 0.15m CRS BOTH. DIR.

FOUNDATION SCHEDULE			
MARK	TYPE	THICKNESS (mm)	REINFORCEMENT
WF1	STRIP	400	#5 @ 0.15m CRS MAIN BOTTOM; 4-#4 TEMP. BOT.
WF2	STRIP	400	#5 @ 0.15m CRS MAIN BOTTOM; 4-#4 TEMP. BOT.
F1	PAD	400	#6 @ 0.15m CRS BOTTOM BOTH. DIR.; #5 @ 0.15m CRS TOP B.D.

PATRICK ST-LOUIS & AL
Épicentre /Ingénieurs Conseils
Port-au-Prince, Haiti

PRÉLIMINAIRE

NOTES : TOUS LES NIVEAUX ET DIMENSIONS SUR CE DESSIN DOIVENT ÊTRE VÉRIFIÉS AU CHANTIER.

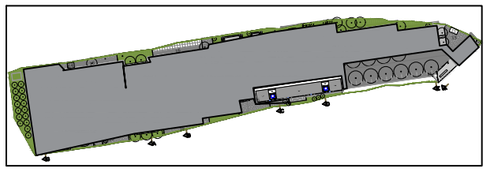

Projet: CENTRE DE FORMATION PROFESSIONNELLE DES CAYES

Client: PROGRAMME DES NATION UNIES POUR LE DEVELOPPEMENT,HAITI (PNUD)
INSTITUT NATIONAL DE FORMATION PROFESSELLE, (INFP)
MINISTÈRE DE L'ÉDUCATION NATIONALE ET DE LA FORMATION PROFESSIONNELLE, (MENFP)

PLAN DE COFFRAGE DU RADIER

Date: 20-Janvier-2018
Dessiné par: G.M.SERIPHIN & E.S.DELCINE Ing/Arch
Approuvé par: Patrick ST-LOUIS Ing
Échelle: 1: 400

S-004

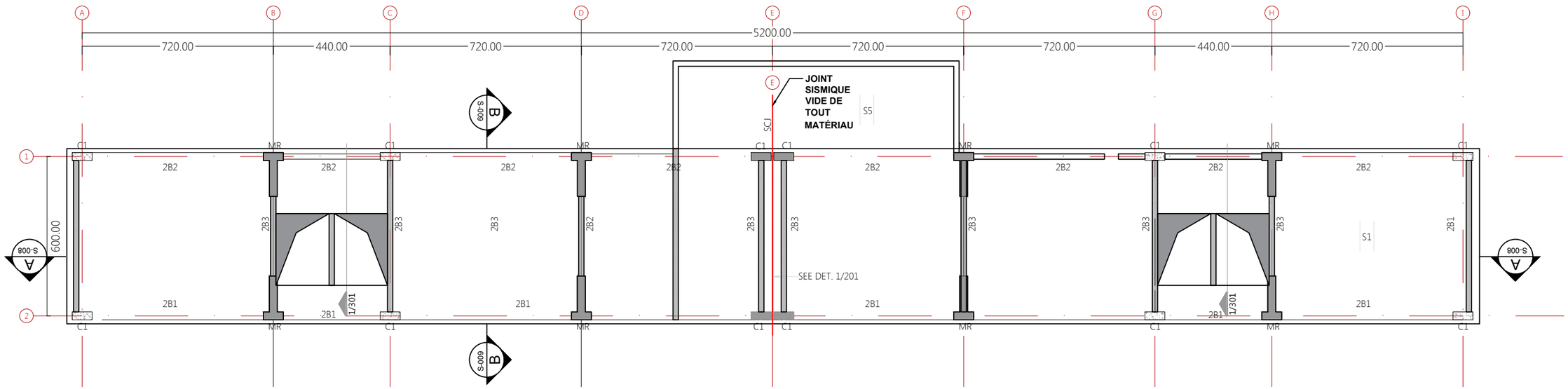

COLUMN SCHEDULE					
MARK	WIDTH (mm)	LENGTH (mm)	REINFORCEMENT	TIES	REMARKS
C1	300	750	(8) # 8 VERT	# 3 @ 75 CRS (ℓ_o <= 1200mm) # 3 @ 150 CRS (ℓ_o > 1200mm) # 3 CROSS-TIES @ 65 CRS	See column plan

SLAB SCHEDULE				
MARK	TYPE	THICKNESS (mm)	REINFORCEMENT	
			TOP	BOTTOM
S5	ON GRADE	150-130	100X100-MD25 WIRE MESH	NA

PATRICK ST-LOUIS & AL

Épicentre /Ingénieurs Conseils

Port-au-Prince, Haiti

PRÉLIMINAIRE

NOTES : TOUS LES NIVEAUX ET DIMENSIONS SUR CE DESSIN DOIVENT ÊTRE VÉRIFIÉS AU CHANTIER.

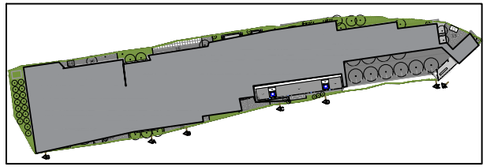

Projet: CENTRE DE FORMATION PROFESSIONNELLE DES CAYES

Client: PROGRAMME DES NATION UNIES POUR LE DEVELOPPEMENT,HAITI (PNUD)
INSTITUT NATIONAL DE FORMATION PROFESSELLE, (INFP)
MINISTÈRE DE L'ÉDUCATION NATIONALE ET DE LA FORMATION PROFESSIONNELLE, (MENFP)

PLAN DE COFFRAGE DALLE

Date: 20-Janvier-2018

Dessiné par: G.M.SERIPHIN & E.S.DELCINE Ing/Arch

Approuvé par: Patrick ST-LOUIS Ing

Échelle: 1: 400

S-006

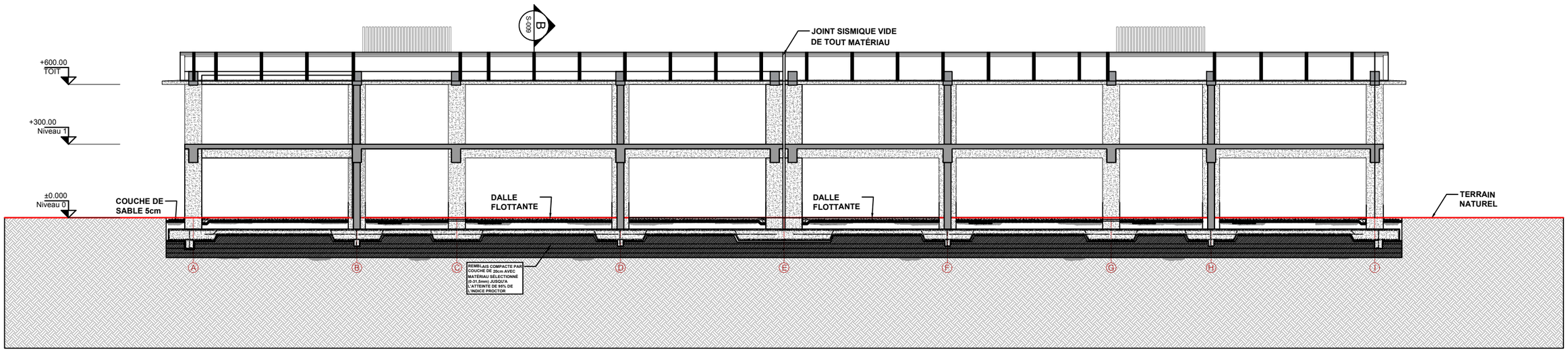

PATRICK ST-LOUIS & AL

Épicentre /Ingénieurs Conseils

Port-au-Prince, Haiti

PRÉLIMINAIRE

NOTES : TOUS LES NIVEAUX ET DIMENSIONS SUR CE DESSIN DOIVENT ÊTRE VÉRIFIÉS AU CHANTIER.

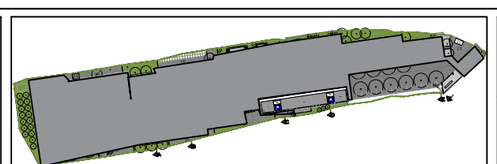

Projet: CENTRE DE FORMATION PROFESSIONNELLE DES CAYES

Client: PROGRAMME DES NATION UNIES POUR LE DEVELOPPEMENT,HAITI (PNUD)
INSTITUT NATIONAL DE FORMATION PROFESSELLE, (INFP)
MINISTÈRE DE L'ÉDUCATION NATIONALE ET DE LA FORMATION PROFESSIONNELLE, (MENFP)

PLAN DE COFFRAGE OSSATURE

Date:	20-Janvier-2018
Dessiné par:	G.M.SERIPHIN & E.S.DELCINE Ing/Arch
Approuvé par:	Patrick ST-LOUIS Ing
Échelle:	1: 75

S-008

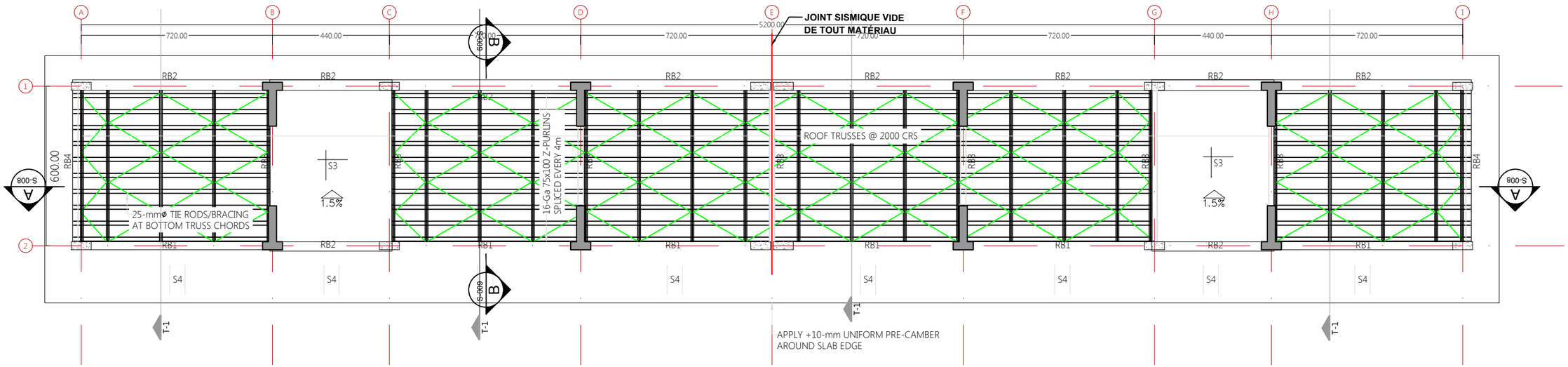

SLAB SCHEDULE				
MARK	TYPE	THICKNESS (mm)	REINFORCEMENT	
			TOP	BOTTOM
S1	TAPERED	250	#4 @ 0.15m CRS BOTH. DIR.	#4 @ 0.15m CRS BOTH. DIR.
S2	TAPERED	225-200	#5 @ 0.20m CRS BOTH. DIR.	#5 @ 0.20m CRS BOTH. DIR.
S3	SUSPENDED	200	#5 @ 0.20m CRS BOTH. DIR.	#5 @ 0.20m CRS BOTH. DIR.
S4	TAPERED	225-200	#4 @ 0.15m CRS BOTH. DIR.	#4 @ 0.15m CRS BOTH. DIR.
S5	ON GRADE	150-130	100x100-MD25 WIRE MESH	N/A

BEAM SCHEDULE						
MARK	WIDTH (mm)	HEIGHT (mm)	TOP REINFORCEMENT	BOTTOM REINFORCEMENT	TIES	REMARKS
RB1	300	1200	(3) # 8	(3) # 8	# 4 @ 100 CRS (Zone A) # 3 @ 200 CRS (Zone B)	(2) # 6 middle height See beam plan
RB2	400	600	(3) # 8	(3) # 8	# 3 @ 100 CRS (Zone A) # 3 @200 CRS (Zone B)	(2) # 6 middle height See beam plan
RB4	300	VARIE MAX 1200	(3) # 8	(3) # 8	# 3 @ 100CRS (Zone A) # 3 @ 200 CRS (Zone B)	(2) # 6 @ 300 CRS max. middle height See beam plan

PATRICK ST-LOUIS & AL

Épicentre /Ingénieurs Conseils

Port-au-Prince, Haiti

PRÉLIMINAIRE

NOTES : TOUS LES NIVEAUX ET DIMENSIONS SUR CE DESSIN DOIVENT ÊTRE VÉRIFIÉS AU CHANTIER.

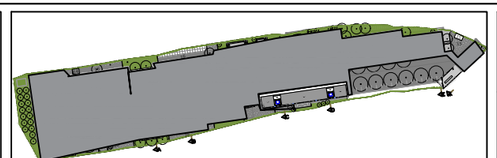

Projet: CENTRE DE FORMATION PROFESSIONNELLE DES CAYES

Client: PROGRAMME DES NATION UNIES POUR LE DEVELOPPEMENT,HAITI (PNUD)
INSTITUT NATIONAL DE FORMATION PROFESSELLE, (INFP)
MINISTÈRE DE L'ÉDUCATION NATIONALE ET DE LA FORMATION PROFESSIONNELLE, (MENFP)

PLAN TOITURE

Date: 20-Janvier-2018

Dessiné par: G.M.SERIPHIN & E.S.DELCINE Ing/Arch

Approuvé par: Patrick ST-LOUIS Ing

Échelle: 1: 75

S-011

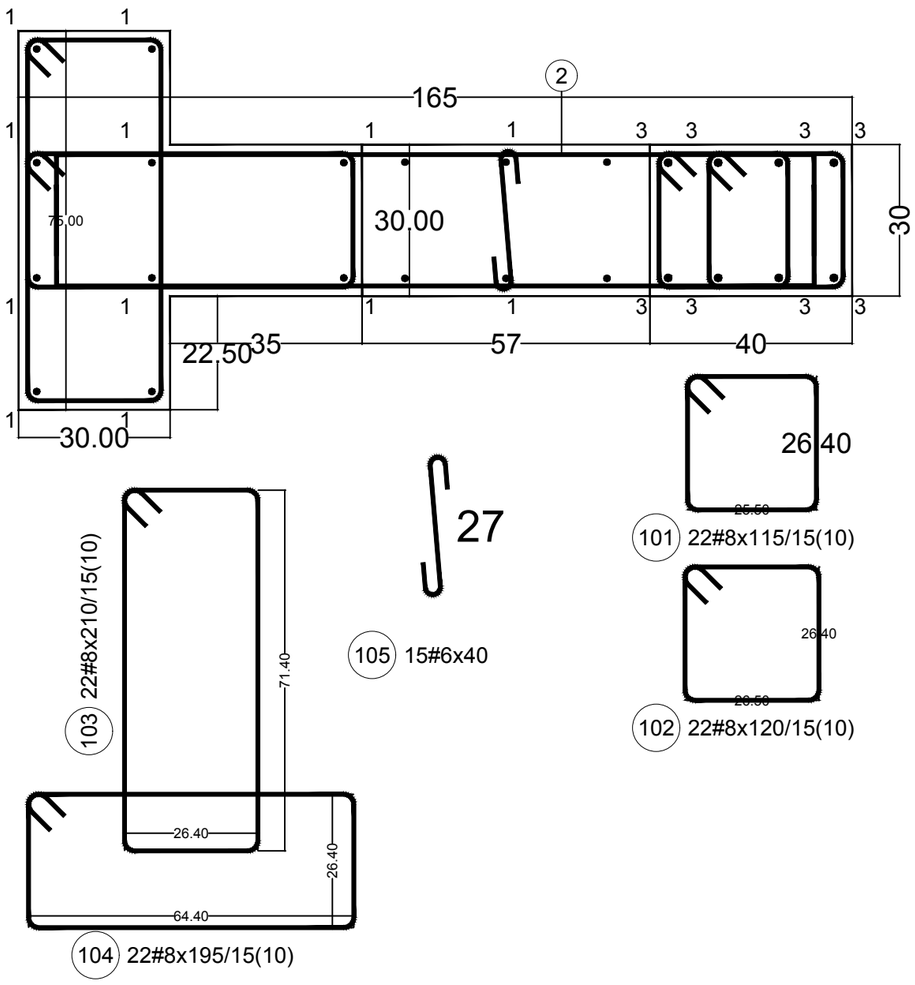

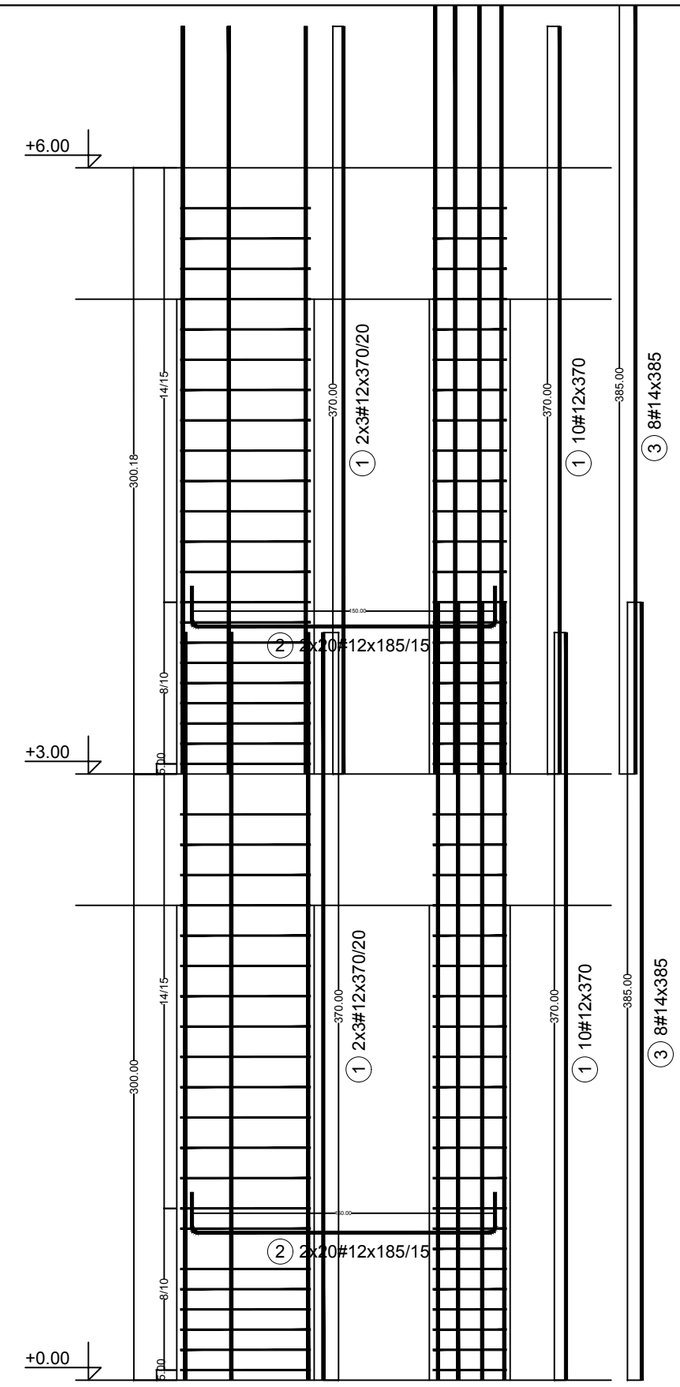

REINFORCEMENT BENDING SCHEDULE

MARK	SHAPE	PCS	DIAM. mm	LENGTH cm	WEIGHT UNIT, kg	TOTAL kg
1	370	32	#12	370	3.3	105.1
2	50 / 12 / 50	80	#12	185	1.6	131.4
3	385	16	#14	385	4.7	74.4
101	26.40 / 25.50	44	#8	115	0.5	20.0
102	26.40 / 25.50	44	#8	120	0.5	20.8
103	71.40 / 26.40	44	#8	210	0.8	36.5
104	30.00 / 64.40	44	#8	195	0.8	33.9
105	27	30	#6	40	0.1	3.1

PATRICK ST-LOUIS & AL

Épicentre /Ingénieurs Conseils

Port-au-Prince, Haiti

PRÉLIMINAIRE

NOTES : TOUS LES NIVEAUX ET DIMENSIONS SUR CE DESSIN DOIVENT ÊTRE VÉRIFIÉS AU CHANTIER.

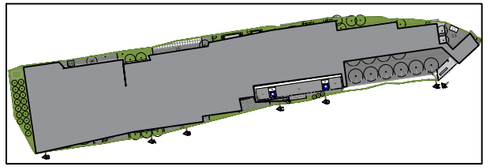

Projet: CENTRE DE FORMATION PROFESSIONNELLE DES CAYES

Client: PROGRAMME DES NATION UNIES POUR LE DEVELOPPEMENT,HAITI (PNUD)
INSTITUT NATIONAL DE FORMATION PROFESSELLE, (INFP)
MINISTÈRE DE L'ÉDUCATION NATIONALE ET DE LA FORMATION PROFESSIONNELLE, (MENFP)

PLAN DU MUR DE REFEND

Date: 20-Janvier-2018

Dessiné par: G.M.SERIPHIN & E.S.DELCINE Ing/Arch

Approuvé par: Patrick ST-LOUIS Ing

Échelle: 1: 75

S-007

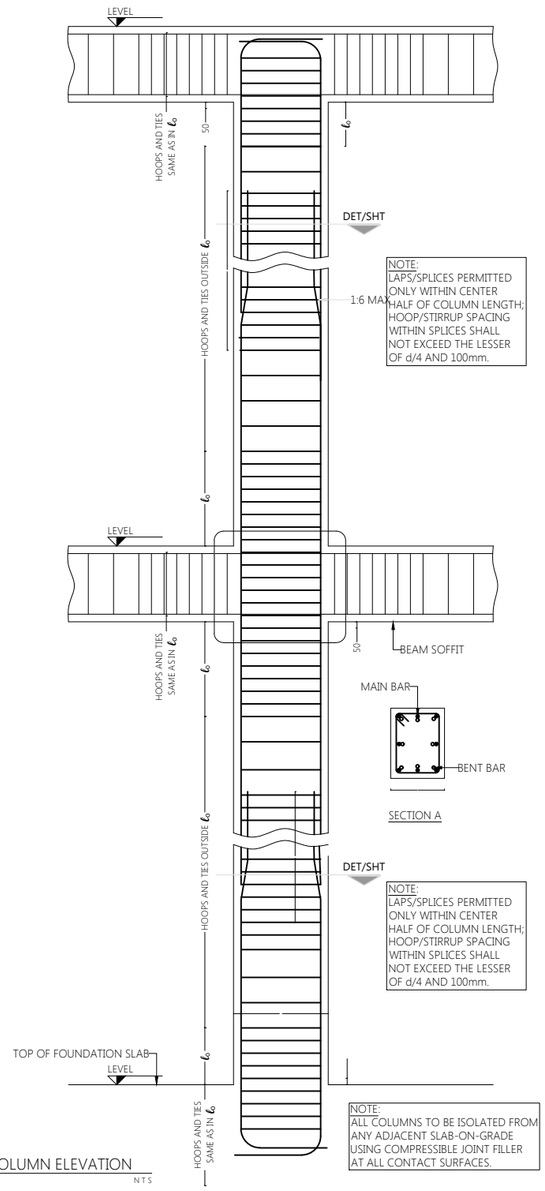

1/400 TYPICAL COLUMN ELEVATION

NTS

COLUMN SCHEDULE

MARK	ℓ_o (mm)	WITHIN ℓ_o AND FRAME JOINTS	OUTSIDE ℓ_o	REMARKS
C1	1200	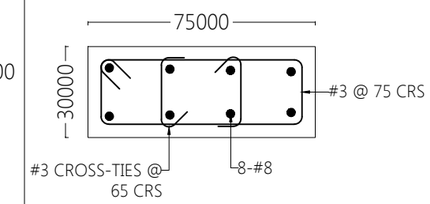	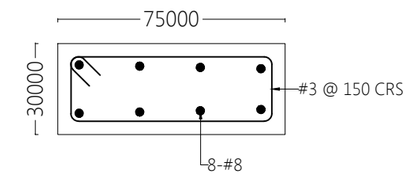	WHERE REQUIRED, SPLICED BARS SHALL BE LOCATED OUTSIDE ℓ_o AND BENT INTO THE INTERIOR OF THE COLUMN (DETAIL A OF 1/400), WITH A MAXIMUM BEND RATIO OF 1:6. END HOOK LOCATIONS TO BE ALTERNATED ALONG COLUMN LENGTH CROSS-TIE 90° END HOOK LOCATIONS TO BE ALTERNATED WITHIN HINGE ZONE ℓ_o

PATRICK ST-LOUIS & AL

Épicentre /Ingénieurs Conseils

Port-au-Prince, Haiti

PRÉLIMINAIRE

NOTES : TOUS LES NIVEAUX ET DIMENSIONS SUR CE DESSIN DOIVENT ÊTRE VÉRIFIÉS AU CHANTIER.

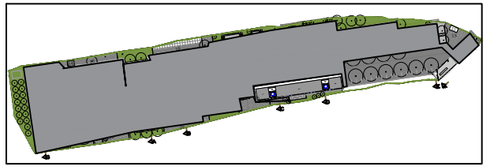

Projet: CENTRE DE FORMATION PROFESSIONNELLE DES CAYES

Client: PROGRAMME DES NATION UNIES POUR LE DEVELOPPEMENT,HAITI (PNUD)
INSTITUT NATIONAL DE FORMATION PROFESSELLE, (INFP)
MINISTÈRE DE L'ÉDUCATION NATIONALE ET DE LA FORMATION PROFESSIONNELLE, (MENFP)

PLAN DES COLONNES

Date: 20-Janvier-2018

Dessiné par: G.M.SERIPHIN & E.S.DELCINE Ing/Arch

Approuvé par: Patrick ST-LOUIS Ing

Échelle: 1: 75

S-006

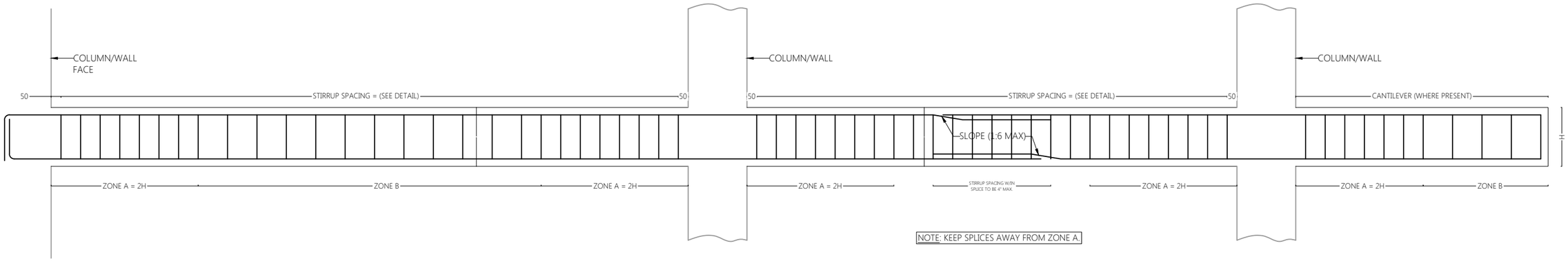

1/500 TYPICAL BEAM ELEVATION

N.T.S

BEAM SCHEDULE

MARK	LENGTH OF ZONE A (mm)	BEAM SECTION ZONE A	BEAM SECTION ZONE B	REMARKS
2B1	1200	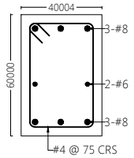	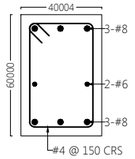	SPLICED BARS TO BE BENT UP OR DOWN TO AVOID REBAR CONGESTION. MAINTAIN MIN. 1" CLEAR SPACING BETWEEN ADJACENT BARS IN ALL DIRECTIONS.
2B2	800	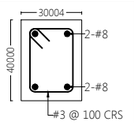	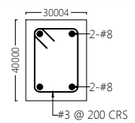	-DO-
2B3	600	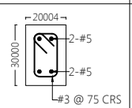	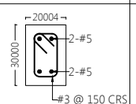	-DO-
RB3	600	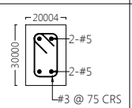	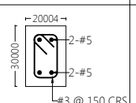	-DO-

BEAM SCHEDULE

MARK	LENGTH OF ZONE A (mm)	BEAM SECTION ZONE A	BEAM SECTION ZONE B	REMARKS
RB1	2400	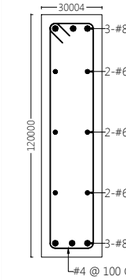	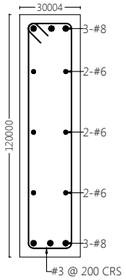	SPLICED BARS TO BE BENT UP OR DOWN TO AVOID REBAR CONGESTION. MAINTAIN MIN. 1" CLEAR SPACING BETWEEN ADJACENT BARS IN ALL DIRECTIONS.
RB2	1200	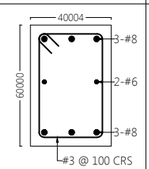	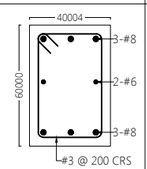	-DO-
RB4	2400	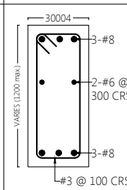	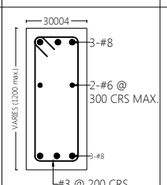	

PATRICK ST-LOUIS & AL

Épicentre /Ingénieurs Conseils

Port-au-Prince, Haiti

PRÉLIMINAIRE

NOTES : TOUS LES NIVEAUX ET DIMENSIONS SUR CE DESSIN DOIVENT ÊTRE VÉRIFIÉS AU CHANTIER.

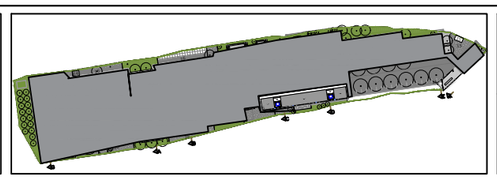

Projet: CENTRE DE FORMATION PROFESSIONNELLE DES CAYES

Client: PROGRAMME DES NATION UNIES POUR LE DEVELOPPEMENT,HAITI (PNUD)
INSTITUT NATIONAL DE FORMATION PROFESSELLE, (INFP)
MINISTÈRE DE L'ÉDUCATION NATIONALE ET DE LA FORMATION PROFESSIONNELLE, (MENFP)

PLAN DES POUTRES

Date: 20-Janvier-2018

Dessiné par: G.M.SERIPHIN & E.S.DELCINE Ing/Arch

Approuvé par: Patrick ST-LOUIS Ing

Échelle: 1: 75

S-010