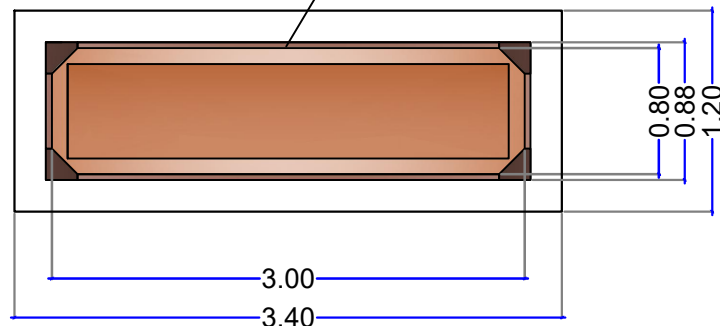


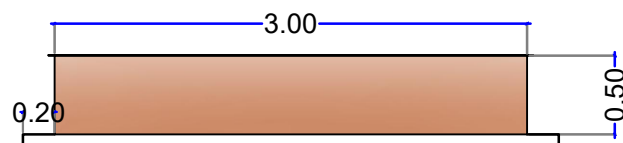


1.5 inch *3mm depth iron angle frame
the sheet of the trough is 3mm depth

3 mm depth steel plate
reinforcement at the corners

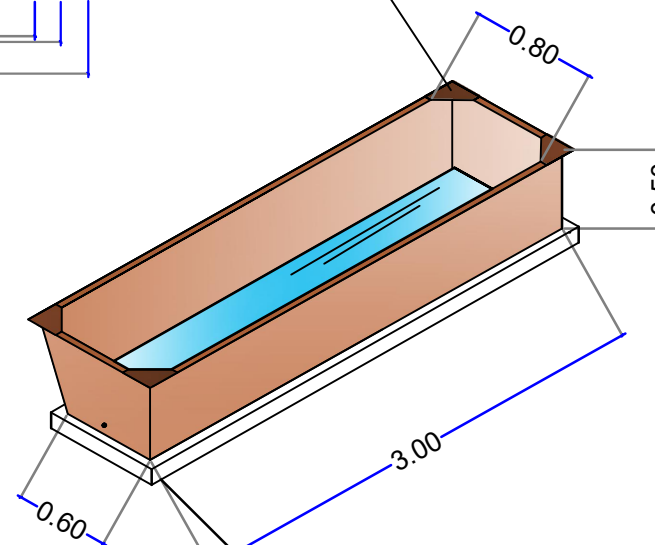


PLAN VIEW



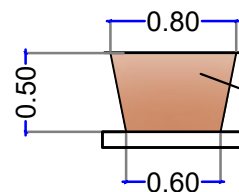
10 depth plain concrete platform

MAIN ELEVATION VIEW



10 depth plain concrete platform

ISOMETRIC VIEW



Animal troughs fabricated from 3mm thickness steel sheet
1.5 inch iron angle frame

10 depth plain concrete platform

SIDE VIEW

NOTES

All steel work shall be painted with antirust paint

Project : Dagareis Water Yard		
Content:	Animal Troughs	March 2019
Drawn By:		13