





United Nations Development Programme  
Programme of Assistance the Palestinian People



EDUCATION ABOVE ALL  
Al Fakhoora Programme



PALESTINIAN NATIONAL AUTHORITY

Project Name

# RIGHT TO EDUCATION

## LOT NO. 3-A - WBS 1150


March 2015



United Nations Development Programme  
Programme of Assistance the Palestinian People



EDUCATION ABOVE ALL  
Al Fakhoora Programme



PALESTINIAN NATIONAL AUTHORITY

Project Name

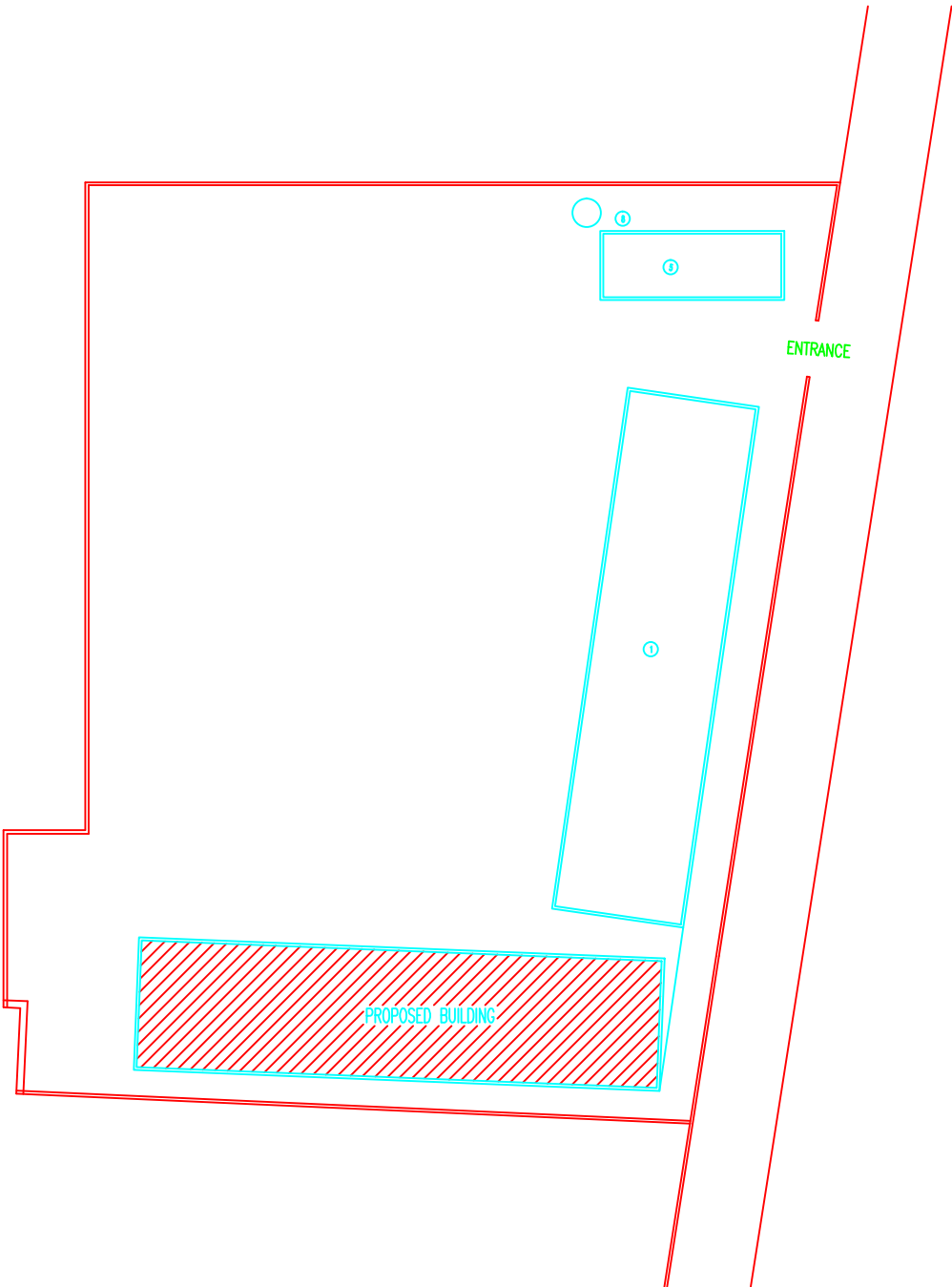
# RIGHT TO EDUCATION

School name

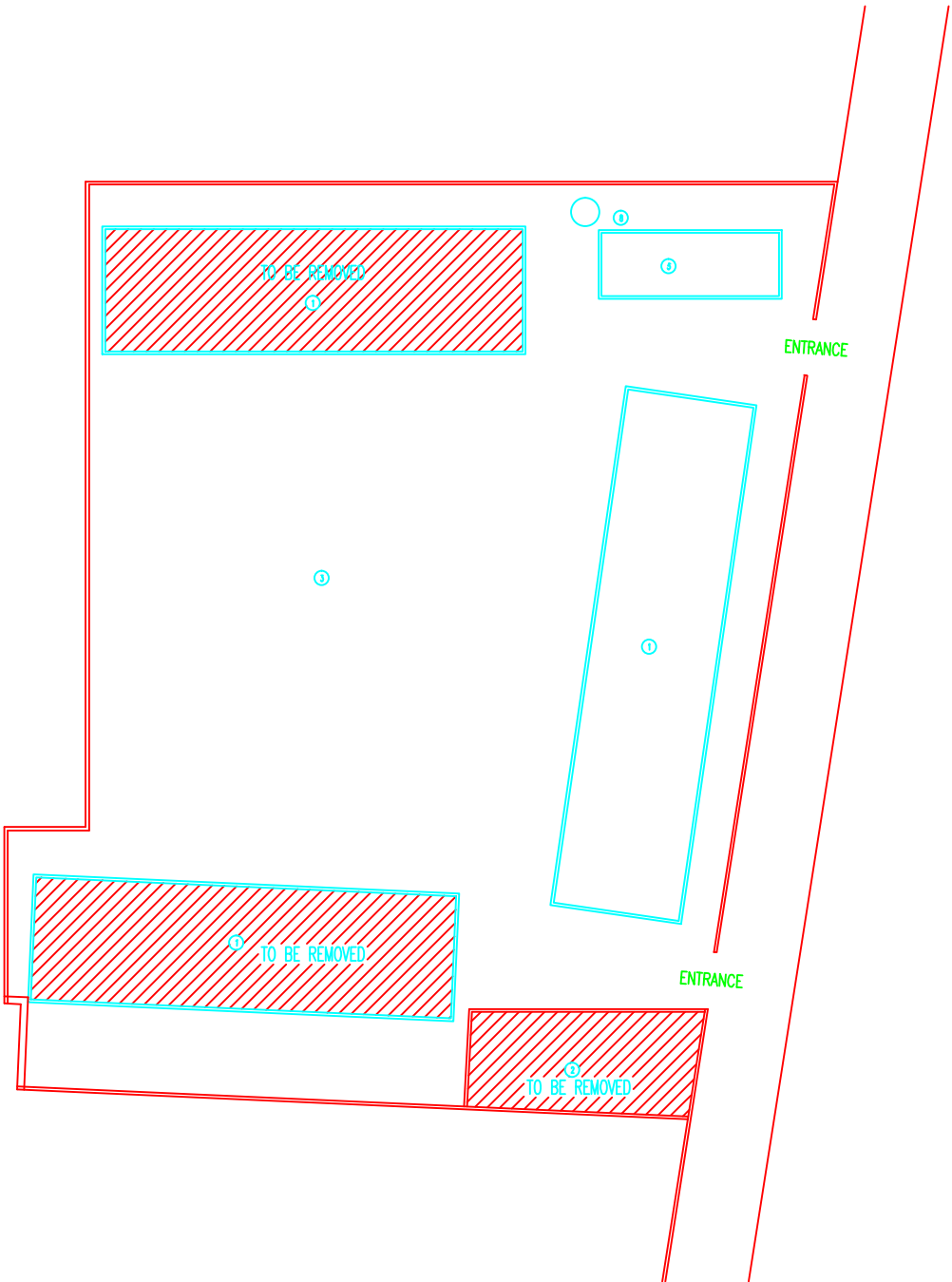
## Al Ma'ari Primary Boys School

March 2015

PROPOSED BUILDING



TO BE REMOVED



NOTES:



- 1 - class room
- 2 - administration
- 3 - play ground
- 4 - canteen
- 5 - toilets
- 6 - shed
- 7 - perculation pit

PROPOSED CLASSROOMS  
3x3

FOR TENDER ONLY



PALESTINIAN NATIONAL AUTHORITY

DONATED BY



EDUCATION ABOVE ALL  
Al Fakhoora Programme

IMPLEMENTED BY



United Nations Development Programme  
Programme of Assistance the Palestinian People

Project Name

RIGHT TO EDUCATION

School name

Al Ma'ari Primary Boys School

Drawing name

PROPOSED SITE PLAN

Symbol	Drawing No.	Rev. No.
RES	A 00	R1

# Architectural Drawings



# NOTES:



- PE1 = PLASTER & EMULSION PAINT (CEILING)
- WP1 = PLASTER & EMULSION PAINT (WALLS)
- P1 = TERRAZO TILE SIZE 30X30X2.5CM MARBLE CHIPS
- SK1 = TERRAZO SKIRTING 1X7CM HIGH
- WP2 = CERAMIC WALL TILES UP TO LINTEL LEVEL & PLASTER AND EMULSION PAINT (WALLS)
- P2 = NONNE SUP CERAMIC FLOOR TILES
- FFL(+0.00) IS THE FINISHED FLOOR LEVEL INDICATED IN THE SITE LAYOUT DRAWING.
- C1-ROUGH CONCRETE FINISH

FOR TENDER ONLY



PALESTINIAN NATIONAL AUTHORITY

DONATED BY



EDUCATION ABOVE ALL  
Al Fakhroa Programme

IMPLEMENTED BY



United Nations Development Programme  
Programme of Assistance the Palestinian People

Project Name

RIGHT TO EDUCATION

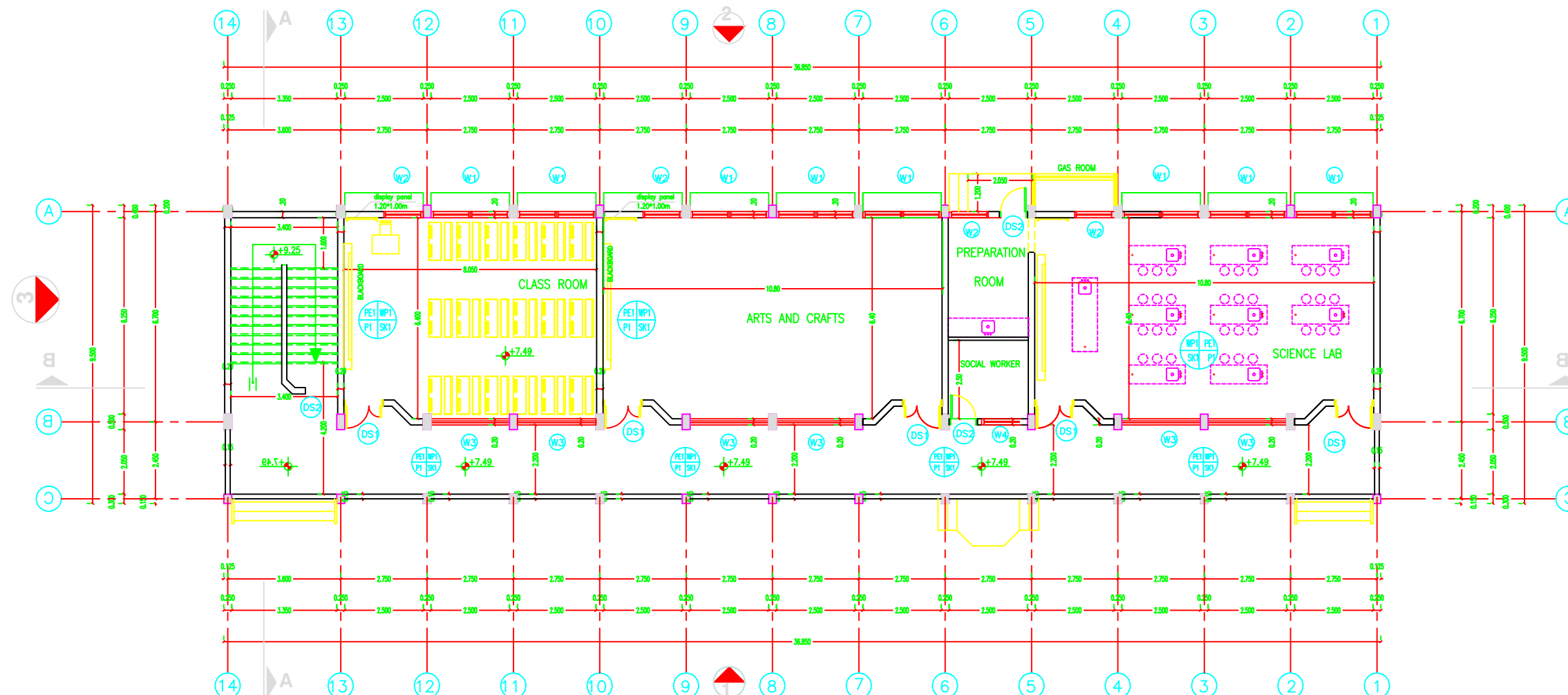
School name

Al Ma'ari Primary Boys School

Drawing name

GROUND FOOR PLAN

Symbol	Drawing No.	Rev. No.
RES	A 01	R1



GROUND FOOR PLAN  
SCALE 1 : 100

NOTES:



- PE1 = PLASTER & EMULSION PAINT (CEILING)
- WP1 = PLASTER & EMULSION PAINT (WALLS)
- P1 = TERRAZO TILE SIZE 30X30X2.5CM MARBLE CHIPS
- SK1 = TERRAZO SKIRTING 1X7CM HIGH
- WP2 = CERAMIC WALL TILES UP TO LINTEL LEVEL & PLASTER AND EMULSION PAINT (WALLS)
- P2 = NONNE SUP CERAMIC FLOOR TILES
- FFL(+0.00) IS THE FINISHED FLOOR LEVEL INDICATED IN THE SITE LAYOUT DRAWING.
- C1-ROUGH CONCRETE FINISH

FOR TENDER ONLY



PALESTINIAN NATIONAL AUTHORITY

DONATED BY



EDUCATION ABOVE ALL  
Al Fakhoora Programme

IMPLEMENTED BY



United Nations Development Programme  
Programme of Assistance the Palestinian People

Project Name

RIGHT TO EDUCATION

School name

Al Ma'ari Primary Boys School

Drawing name

FIRST & SECOND FOOR PLAN

Symbol

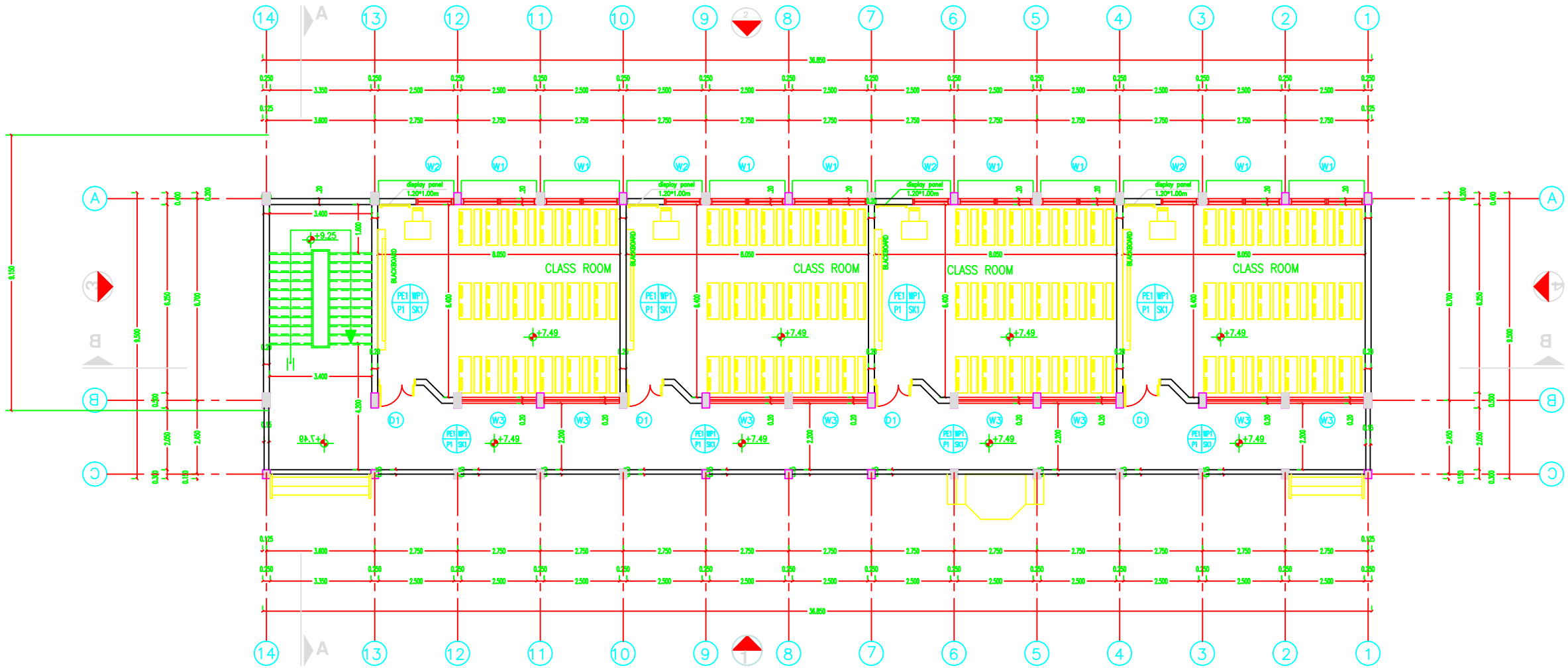
RES

Drawing No.

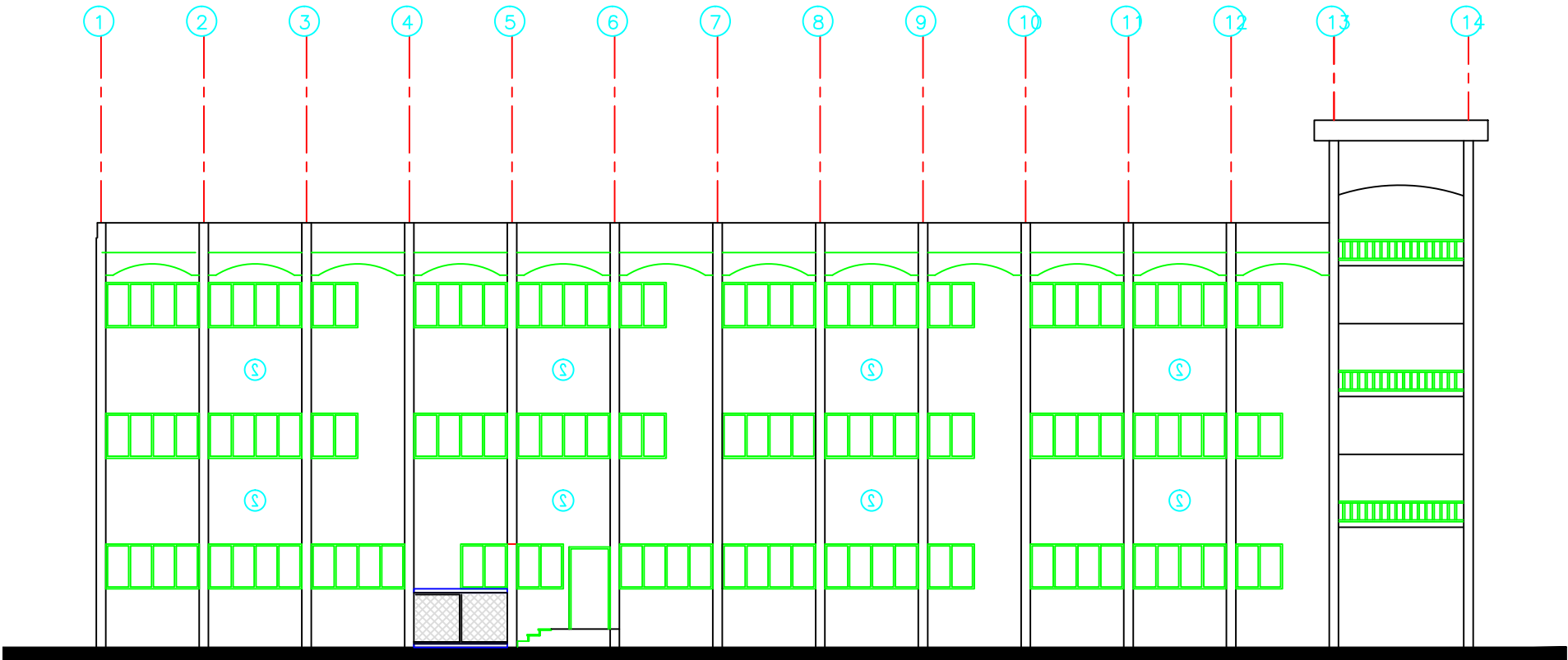
A 02

Rev. No.

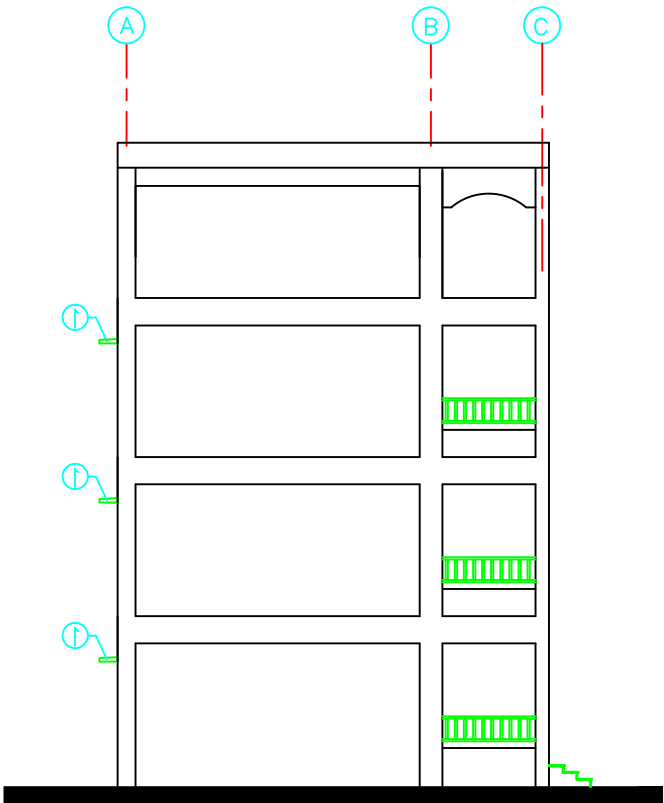
R1



FIRST & SECOND FOOR PLAN  
SCALE 1 : 100



ELEVATION 2  
SCALE 1 : 100



ELEVATION 3  
SCALE 1 : 100

NOTES:

- ① ONE COAT BONDROL AND TWO COATS WITH SUPERCRYLE
- ② EXTERNAL PLASTER & TYROLEAN FINISH

FOR TENDER ONLY



PALESTINIAN NATIONAL AUTHORITY

DONATED BY



EDUCATION ABOVE ALL  
Al Fakhoora Programme

IMPLEMENTED BY



United Nations Development Programme  
Programme of Assistance the Palestinian People

Project Name

RIGHT TO EDUCATION

School name

Al Ma'ari Primary Boys School

Drawing name

ELEVATIONS 2 & 3

Symbol

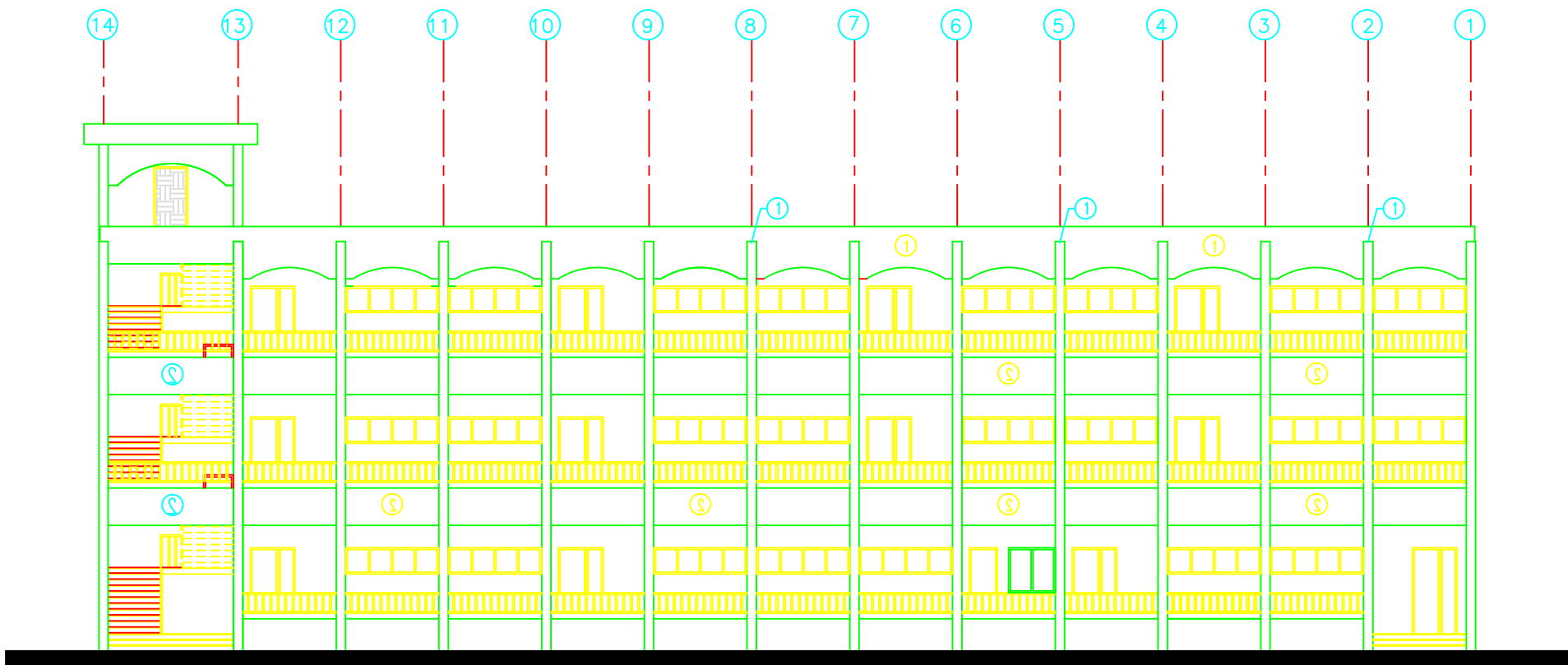
RES

Drawing No.

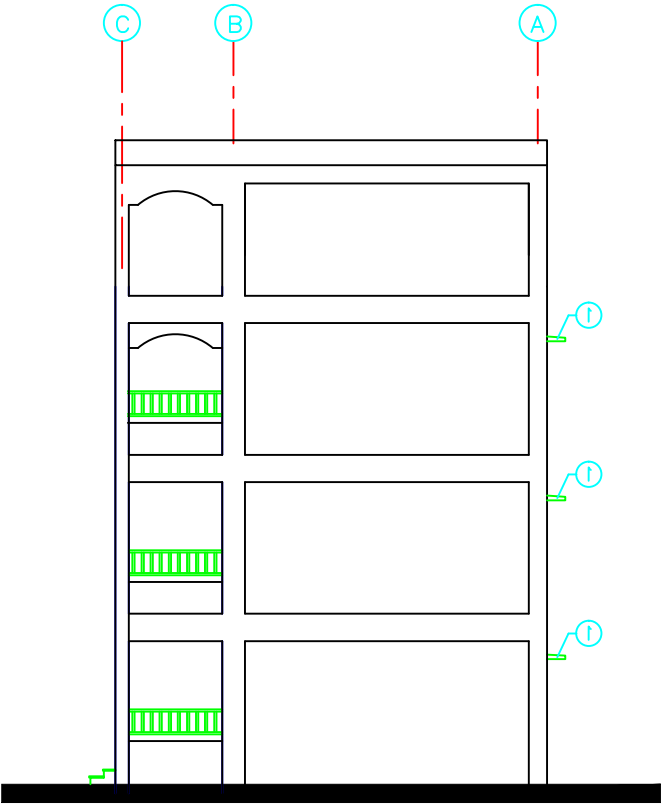
A 03

Rev. No.

R1



ELEVATION 1  
SCALE 1 : 100



ELEVATION 4  
SCALE 1 : 100

NOTES:

- ① ONE COAT BONDROL AND TWO COATS WITH SUPERCRYLE
- ② EXTERNAL PLASTER & TYROLEAN FINISH

FOR TENDER ONLY



PALESTINIAN NATIONAL AUTHORITY

DONATED BY



EDUCATION ABOVE ALL  
Al Fakhoora Programme

IMPLEMENTED BY



United Nations Development Programme  
Programme of Assistance the Palestinian People

Project Name

RIGHT TO EDUCATION

School name

Al Ma'ari Primary Boys School

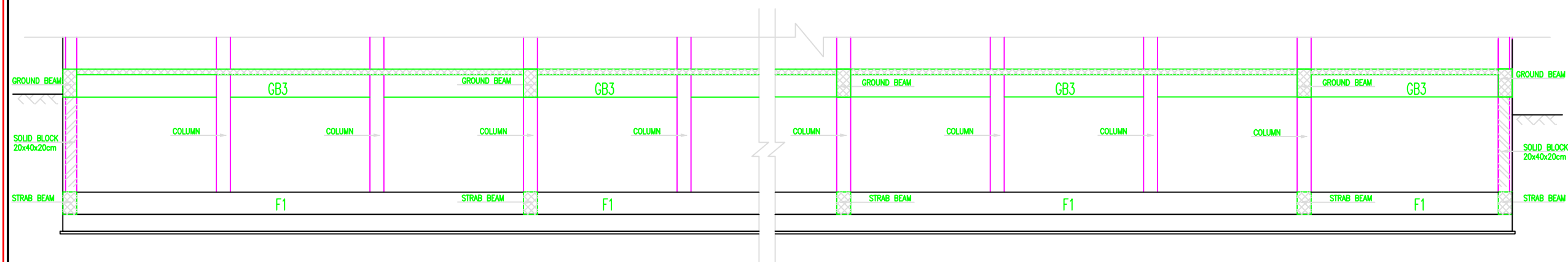
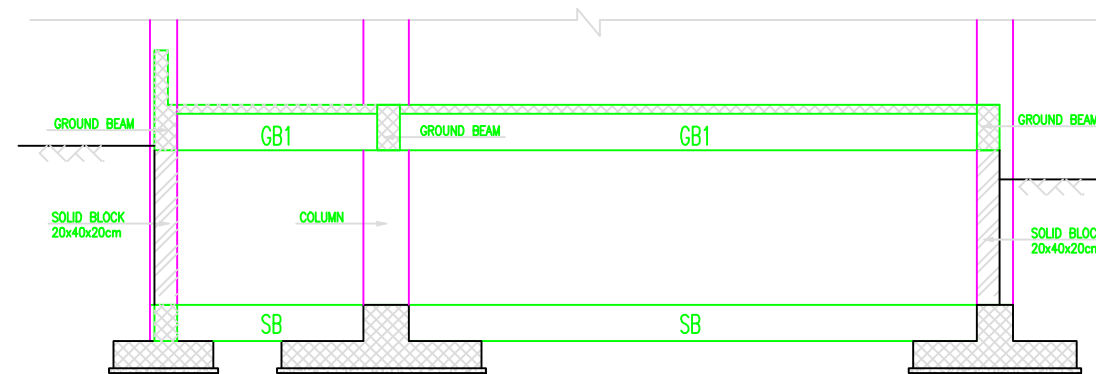
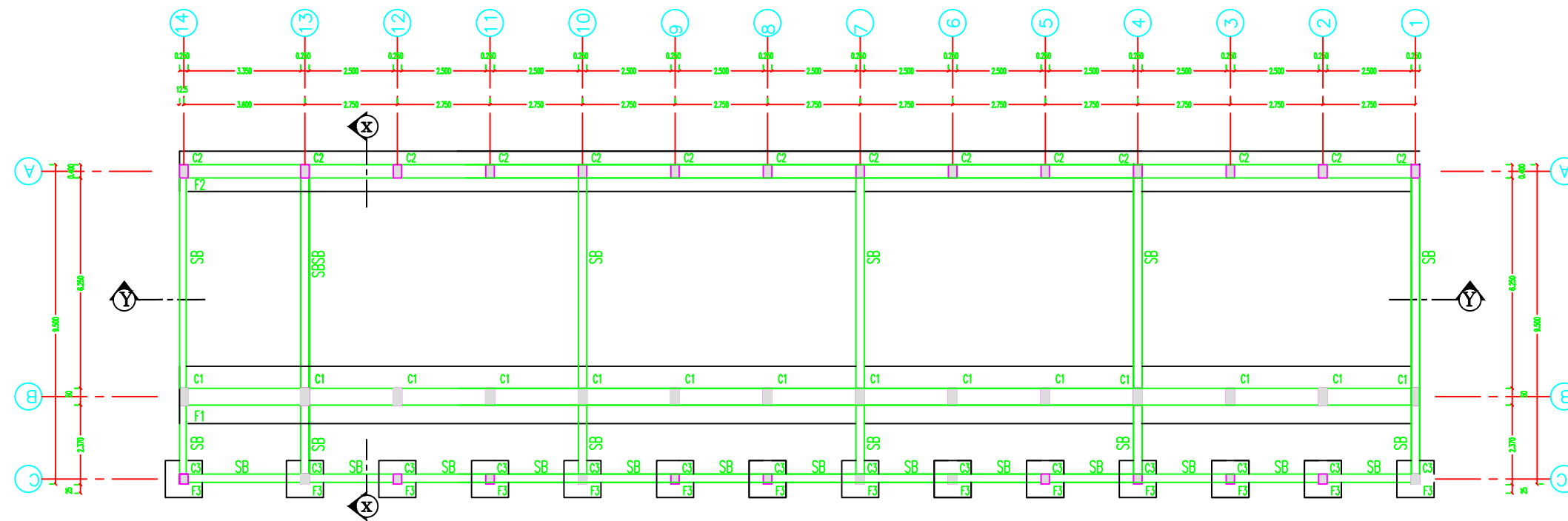
Drawing name

ELEVATIONS 1 & 4

Symbol	Drawing No.	Rev. No.
RES	A 04	R1



# Structural Drawings



## NOTES:

- DESIGN BEARING CAPACITY IS 1.75 KG/CM<sup>2</sup>. THE CONTRACTOR HAS TO CONDUCT SOIL INVESTIGATION TO ENSURE THIS ASSUMPTION.
- EXCAVATION LEVEL SHOULD BE NOT LESS THAN (-1.50) FROM N.G.L.
- ALL CONCRETE IN CONTACT WITH SOIL SHOULD CONTAIN TYPE SULFATE RESISTANT CEMENT.
- CONCRETE COVER FOR FOUNDATION = 5CM THICK
- CONCRETE COVER FOR INTERNAL WORK = 2.5CM
- CONCRETE COVER FOR EXTERNAL WORK = 3.5CM
- ALL THE CONCRETE UP THE PLINTH LEVEL MUST BE COATED WITH TWO COATS OF HOT BITUMIN.
- READY MIX CONCRETE MUST BE APPROVED BY THE ENGINEER.
- BACKFILLING MUST BE CARRIED OUT IN LAYERS 25CM THICK EACH LAYER (WATERED AND COMPACTD)
- N.G.L. WILL BE FIXED BY THE ENGINEER
- CONCRETE CUBE CRUSHING STRENGTH AFTER 28 DAYS  
B = 25N/MM<sup>2</sup>, FOR BEAMS & SLABS  
B = 30N/MM<sup>2</sup>, FOR COLUMNS
- RIBBED HIGH YIELD STEEL FY=410N/MM<sup>2</sup>
- MILD YIELD STEEL FY=250N/MM<sup>2</sup>
- FOUNDATION WAS DESIGNED TO HAVE GROUND FLOOR, FIRST, SECOND & THIRD FLOORS ONLY.
- STANDARD RADIUS OF BENDS AND HOOKS AS GIVEN BELOW TO BE USED UNLESS SPECIFICALLY SHOWN OTHERWISE



BAR SIZE	GRADE 250 (TYPE AND GRADE R)	GRADE 410 (TYPE AND GRADE L)
D	R	R
6	12	18
8	16	24
10	20	30
12	24	36
14	28	42
16	32	48
18	36	54
20	40	60
25	50	100



PALESTINIAN NATIONAL AUTHORITY

DONATED BY



EDUCATION ABOVE ALL  
Al Fakhoora Programme

IMPLEMENTED BY



United Nations Development Programme  
Programme of Assistance the Palestinian People

Project Name

RIGHT TO EDUCATION

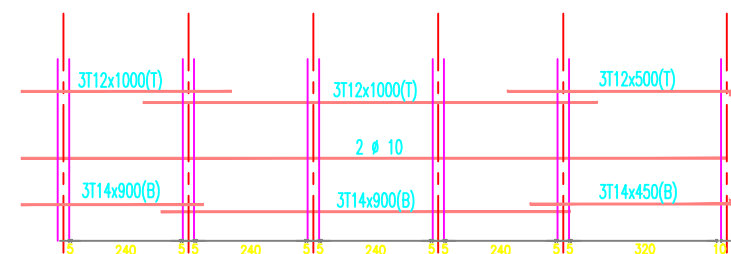
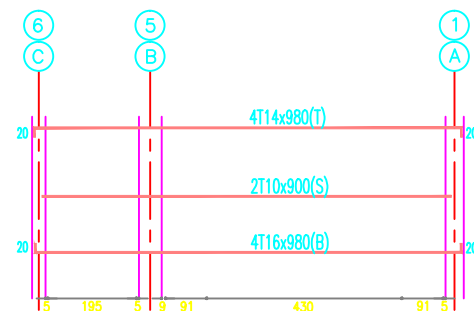
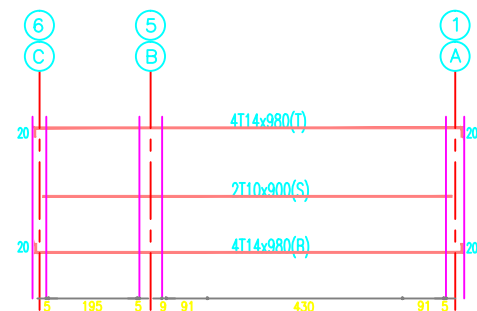
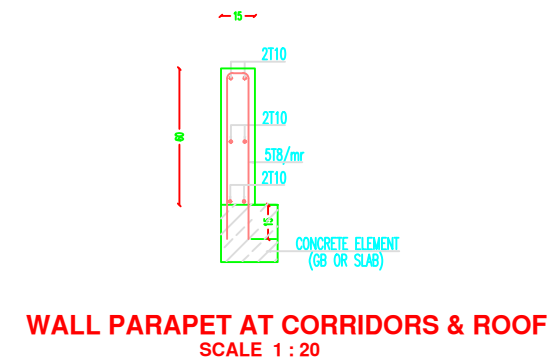
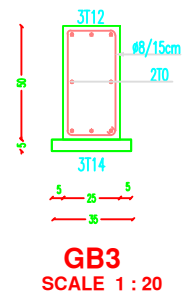
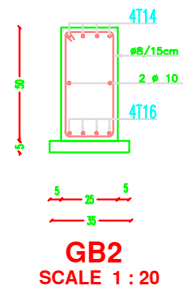
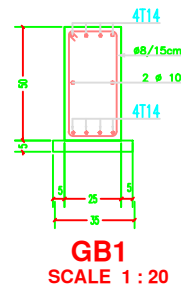
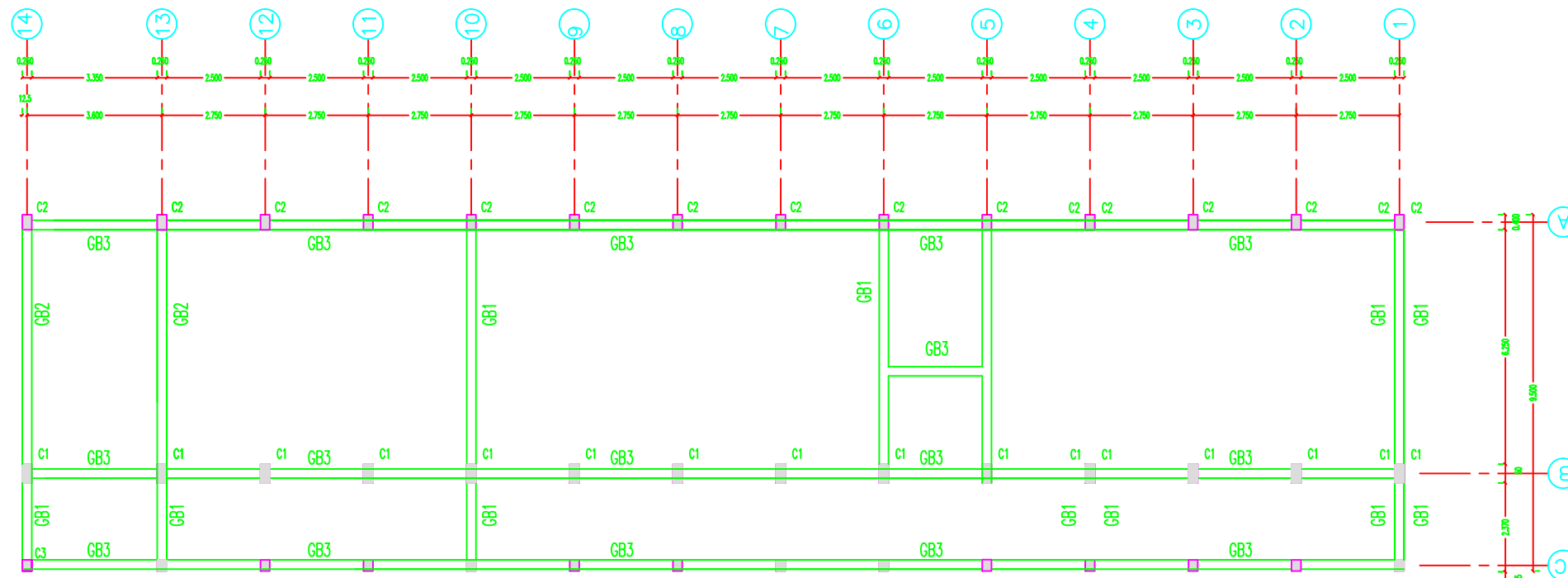
School name

Al Ma'ari Primary Boys School

Drawing name

FOUNDATION PLAN

Symbol	Drawing No.	Rev. No.
RES	S 01	R1



NOTES:

FOR TENDER ONLY



PALESTINIAN NATIONAL AUTHORITY

DONATED BY



EDUCATION ABOVE ALL  
Al Fakhoora Programme

IMPLEMENTED BY



United Nations Development Programme  
Programme of Assistance the Palestinian People

Project Name

**RIGHT TO EDUCATION**

School name

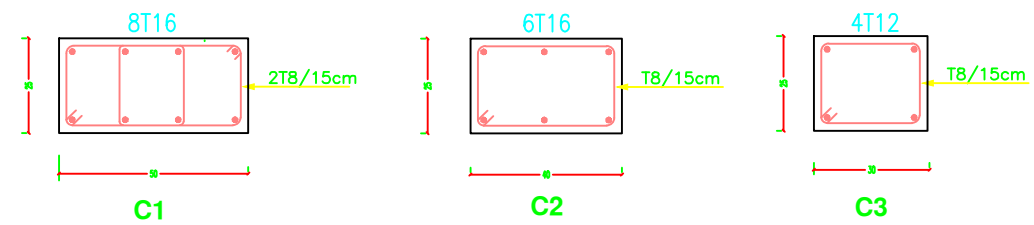
**Al Ma'ari Primary Boys School**

Drawing name

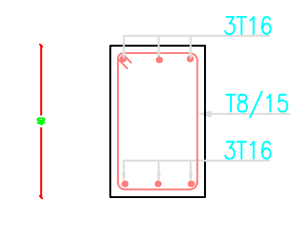
**GROUND BEAMS**

Symbol	Drawing No.	Rev. No.
RES	S 02	R1

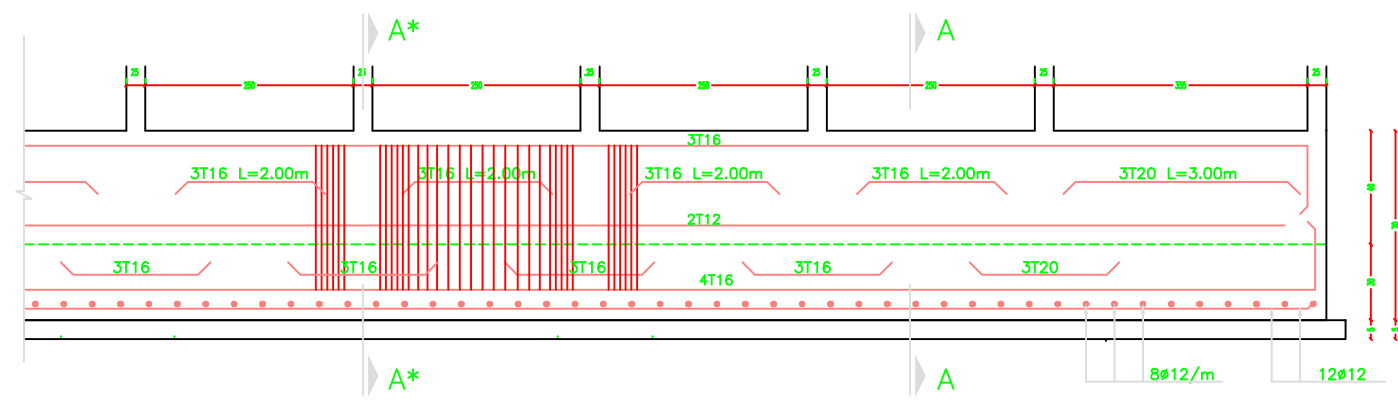




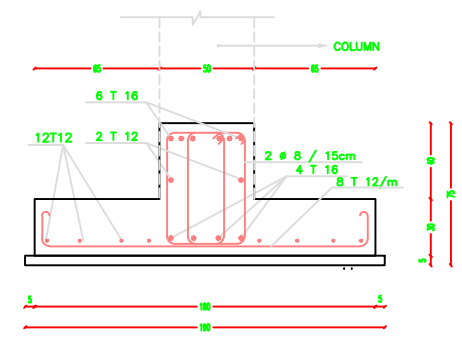
**COLUMNS DETAIL**  
SCALE 1 : 10



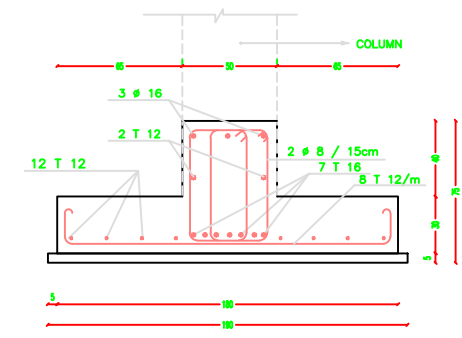
**STRAB BEAM SB DETAIL**  
SCALE 1 : 10



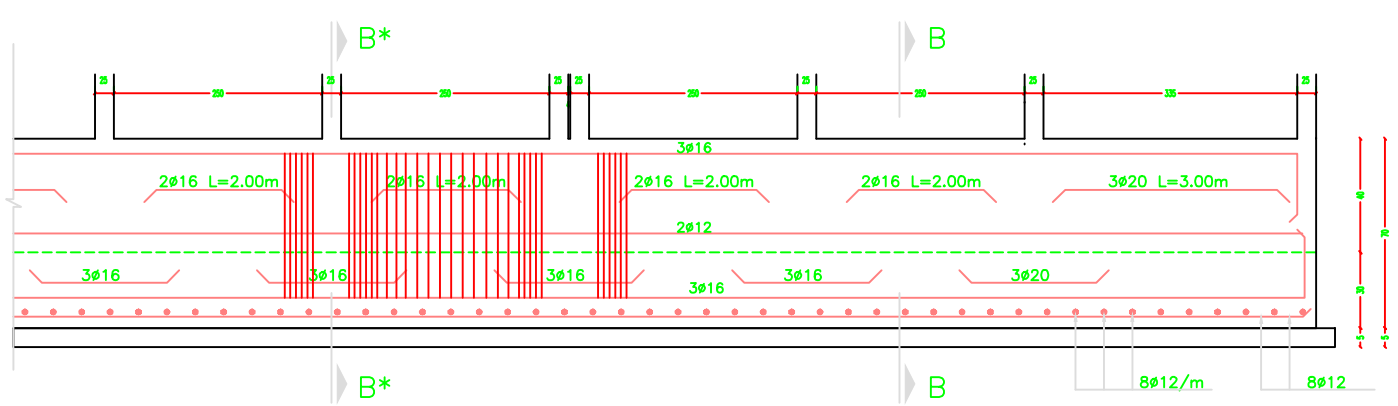
**REINFORCEMENT DETAILS FOR F1 (1.80x0.30x0.40){DET.2}**



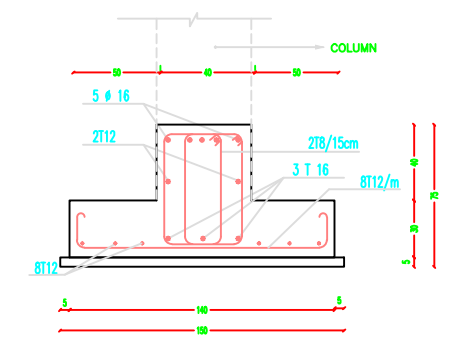
**INVERTED T SECTION A - A (F1)**  
SCALE 1 : 20



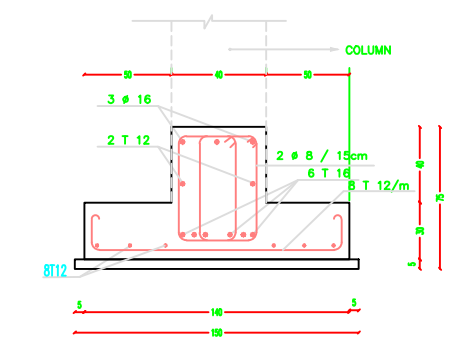
**INVERTED T SECTION A\* - A\* (F1)**  
SCALE 1 : 20



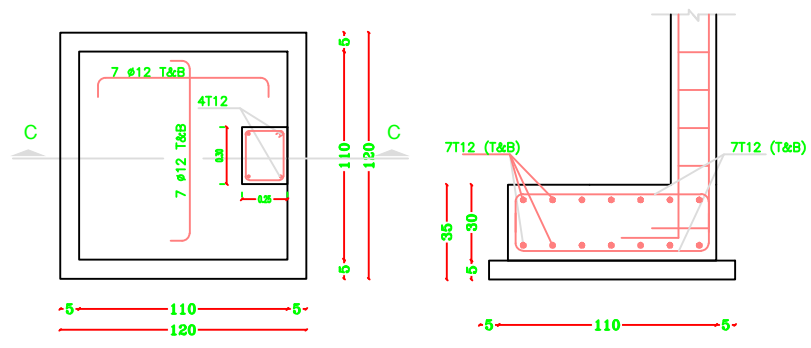
**REINFORCEMENT DETAILS FOR F2 (1.40x0.30x0.40){DET.3}**



**INVERTED T SECTION B - B (F2)**  
SCALE 1 : 20

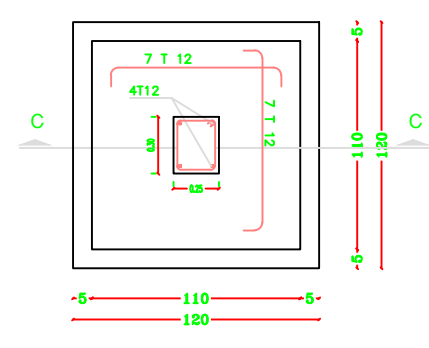


**INVERTED T SECTION B\* - B\* (F2)**  
SCALE 1 : 20

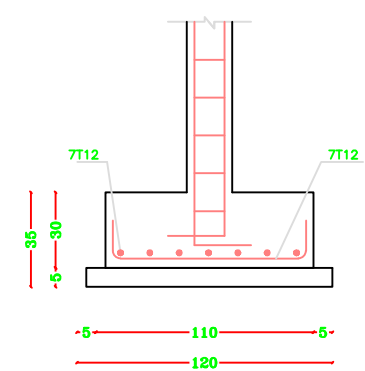


**F3\* - C3**  
SCALE 1 : 20

**SECTION C - C (F3\*)**  
SCALE 1 : 20



**F3 - C3**  
SCALE 1 : 20



**SECTION C - C (F3)**  
SCALE 1 : 20

**NOTES:**

- DESIGN BEARING CAPACITY IS 1.75 KG/CM<sup>2</sup>
- THE CONTRACTOR HAS TO CONDUCT SOIL INVESTIGATION TO ENSURE THIS ASSUMPTION .
- EXCAVATION LEVEL SHOULD BE NOT LESS THAN (-1.50) FROM N.G.L
- ALL CONCRETE IN CONTACT WITH SOIL SHOULD CONTAIN TYPE SULFATE RESISTANT CEMENT.
- CONCRETE COVER FOR FOUNDATION = 5CM THICK
- CONCRETE COVER FOR INTERNAL WORK = 2.5CM
- CONCRETE COVER FOR EXTERNAL WORK = 3.5CM
- ALL THE CONCRETE UP TO THE PLINTH LEVEL MUST BE COATED WITH TWO COATS OF HOT BETUMIN.
- READY MIX CONCRETE MUST BE APPROVED BY THE ENGINEER.
- BACKFILLING MUST BE CARRIED OUT IN LAYERS 25CM THICK EACH LAYER (WATERED AND COMPACTD)
- N.G.L WILL BE FIXED BY THE ENGINEER
- CONCRETE CUBE CRUSHING STRENGTH AFTER 28 DAYS  
B = 25N/MM<sup>2</sup> , FOR BEAMS & SLABS  
B = 30N/MM<sup>2</sup> , FOR COLUMNS
- RIBBED HIGH YIELD STEEL FY=410N/MM<sup>2</sup>
- MILD YIELD STEEL FY=250N/MM<sup>2</sup>
- FOUNDATION WAS DESIGNED TO HAVE GROUND FLOOR, FIRST , SECOND & THIRD FLOORS ONLY.
- STANDARD RADII OF BENDS AND HOOKS AS GIVEN BELOW TO BE USED UNLESS SPECIFICALLY SHOWN OTHERWISE



BAR SIZE	GRADE 250 (TYPE AND GRADE R)	GRADE 410 (TYPE AND GRADE L)
D	R	R
6	12	18
8	16	24
10	20	30
12	24	36
14	28	42
16	32	48
18	36	54
20	40	60
25	50	100



PALESTINIAN NATIONAL AUTHORITY

DONATED BY



EDUCATION ABOVE ALL  
Al Fakhoora Programme

IMPLEMENTED BY



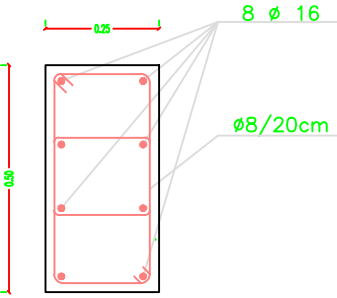
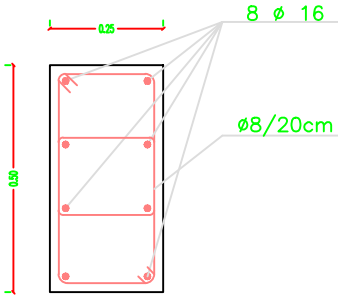
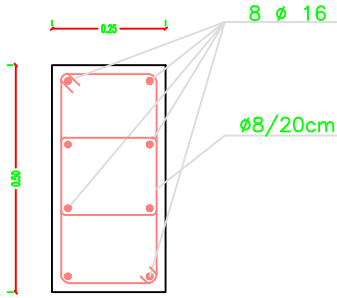
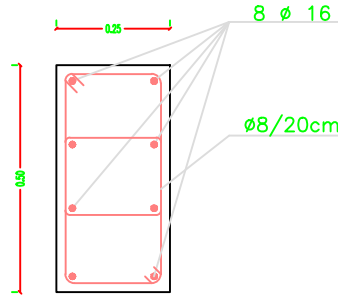
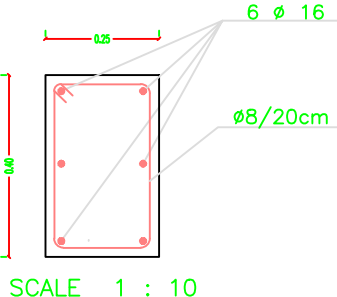
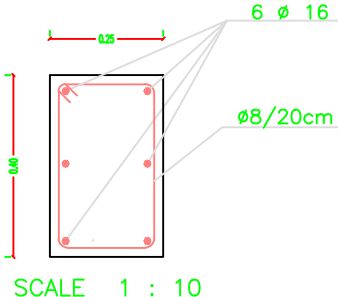
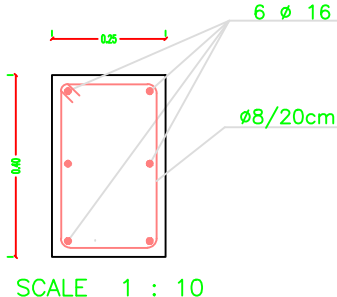
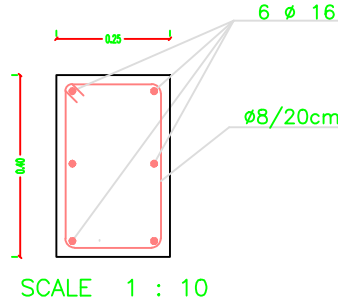
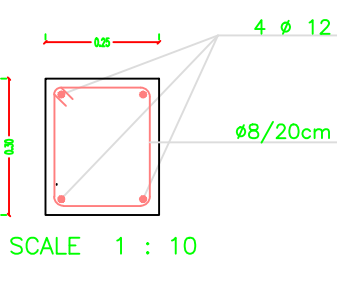
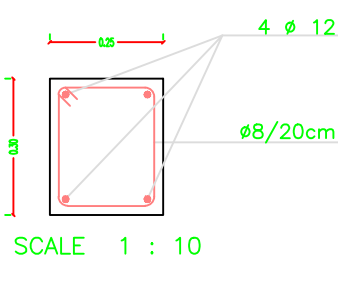
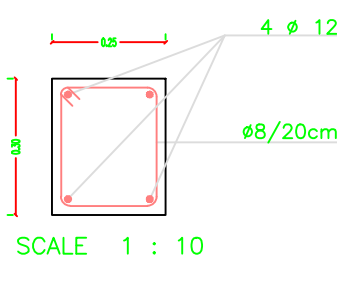
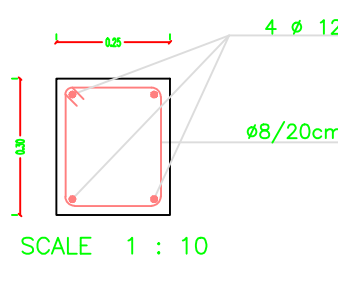
United Nations Development Programme  
Programme of Assistance the Palestinian People

Project Name  
**RIGHT TO EDUCATION**

School name  
Al Ma'ari Primary Boys School

Drawing name  
FOUNDATIONS & COLUMNS DETAILS

Symbol	Drawing No.	Rev. No.
RES	S 03	R1

TYPE	NECK COLUMNS	GROUND FLOOR COLUMNS	FIRST FLOOR COLUMNS	SECOND FLOOR COLUMNS
C1	 SCALE 1 : 10	 SCALE 1 : 10	 SCALE 1 : 10	 SCALE 1 : 10
C2	 SCALE 1 : 10	 SCALE 1 : 10	 SCALE 1 : 10	 SCALE 1 : 10
C3	 SCALE 1 : 10	 SCALE 1 : 10	 SCALE 1 : 10	 SCALE 1 : 10

NOTES:

NOTES:

- DESIGN BEARING CAPACITY IS 1.75 KG/CM2
- THE CONTRACTOR HAS TO CONDUCT SOIL INVESTIGATION TO ENSURE THIS ASSUMPTION .
- EXCAVATION LEVEL SHOULD BE NOT LESS THAN (-1.50) FROM N.G.L
- ALL CONOCRETE IN CONTACT WITH SOIL SHOULD CONTAIN TYPE SULFATE RESISTANT CEMENT.
- CONCRETE COVER FOR FOUNDATION = 5CM THICK
- CONCRETE COVER FOR INTERNAL WORK = 2.5CM
- CONCRETE COVER FOR EXTERNAL WORK = 3.5CM
- ALL THE CONCRETE UP THE PLINTH LEVEL MUST BE COATED WITH TWO COATS OF HOT BETUMIN.
- READY MIX CONCRETE MUST BE APPROVED BY THE ENGINEER.
- BACKFILLING MUST BE CARRIED OUT IN LAYERS 25CM THICK EACH LAYER (WATERED AND COMPACTD)
- N.G.L WILL BE FIXED BY THE ENGINEER
- CONCRETE CUBE CRUSHING STRENGTH AFTER 28 DAYS
  - B = 25N/MM2 , FOR BEAMS & SLABS
  - B = 30N/MM2 , FOR COLUMNS
- RIBBED HIGH YIELD STEEL FY=410N/MM2
- MILD YIELD STEEL FY=250N/MM2
- FOUNDATION WAS DESIGNED TO HAVE GROUND FLOOR, FIRST , SECOND & THIRD FLOORS ONLY.

- STANDARD RADII OF BENDS AND HOOKS AS GIVEN BELOW TO BE USED UNLESS SPECIFICALLY SHOWN OTHERWISE



BAR SIZE	GRADE 250 (TYPE AND GRADE R)	GRADE 410 (TYPE AND GRADE L)
D	R	R
6	12	18
8	16	24
10	20	30
12	24	36
14	28	42
16	32	48
18	36	54
20	40	60
25	50	100



PALESTINIAN NATIONAL AUTHORITY

DONATED BY



EDUCATION ABOVE ALL  
Al Fakhoora Programme

IMPLEMENTED BY



United Nations Development Programme  
Programme of Assistance the Palestinian People

Project Name

RIGHT TO EDUCATION

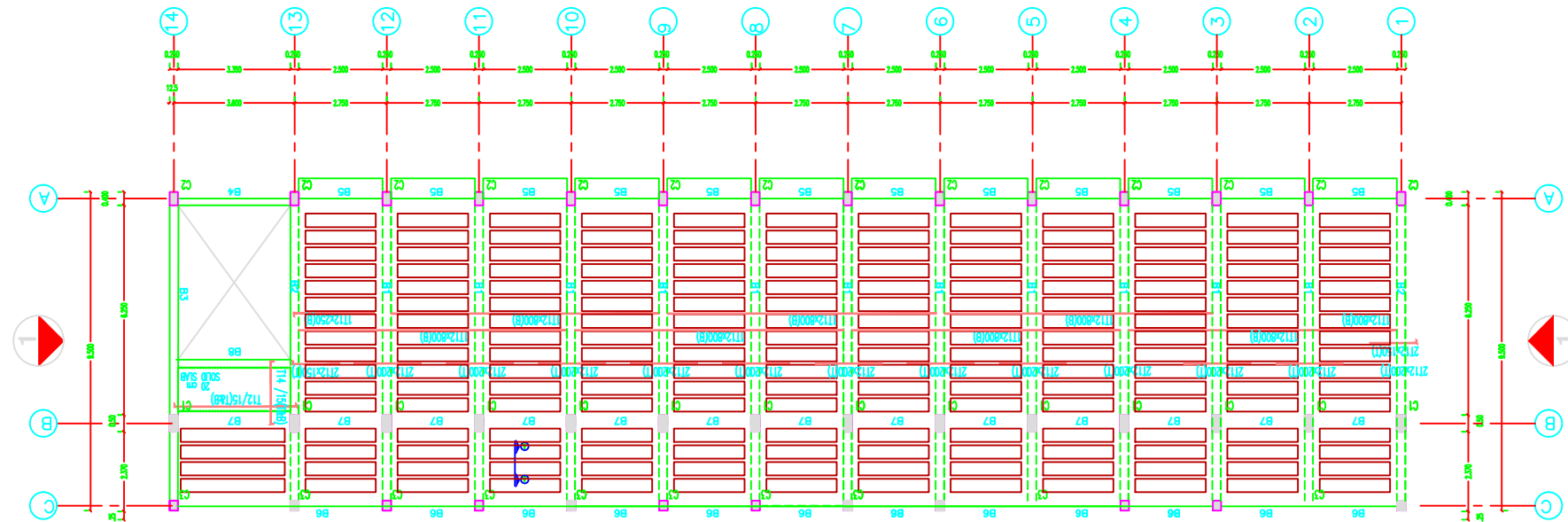
School name

Al Ma'ari Primary Boys School

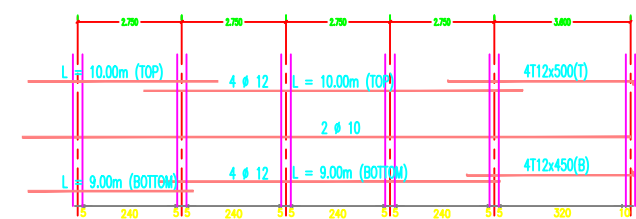
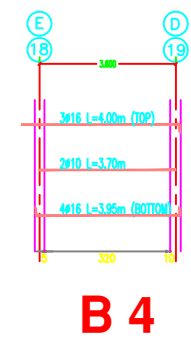
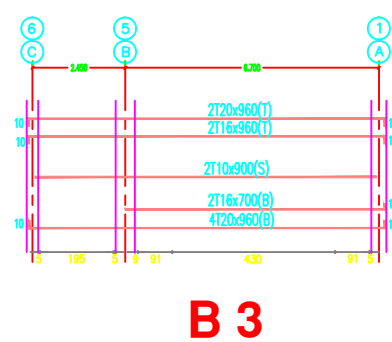
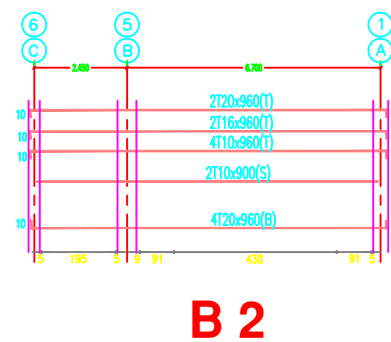
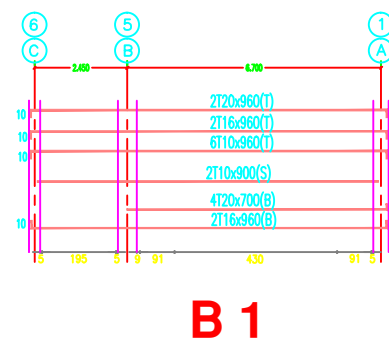
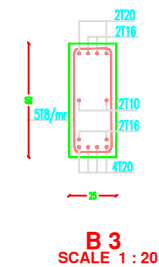
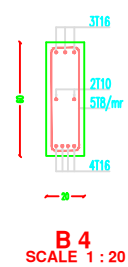
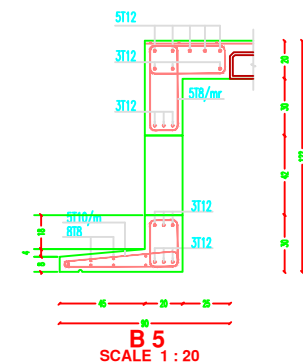
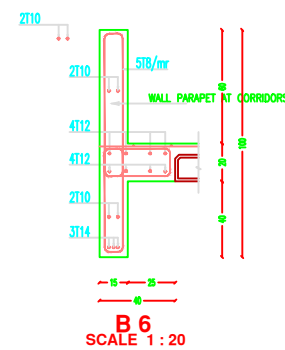
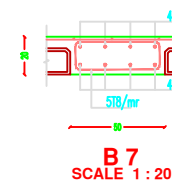
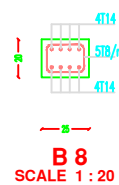
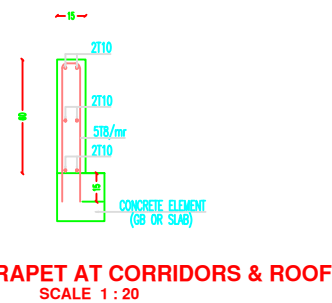
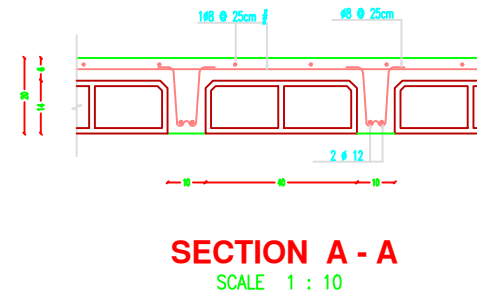
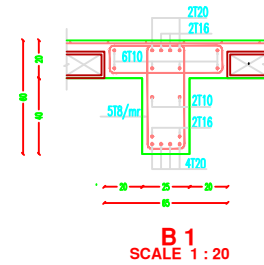
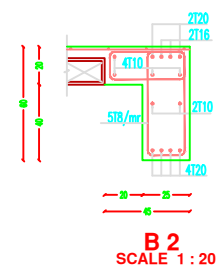
Drawing name

DETAILS FOR COLUMNS

Symbol	Drawing No.	Rev. No.
RES	S 04	R1



**TYPICAL SLAB**  
SCALE 1 : 100



## NOTES:

- DESIGN BEARING CAPACITY IS 1.75 KG/CM<sup>2</sup>. THE CONTRACTOR HAS TO CONDUCT SOIL INVESTIGATION TO ENSURE THIS ASSUMPTION.
- EXCAVATION LEVEL SHOULD BE NOT LESS THAN (-1.50) FROM N.G.L.
- ALL CONCRETE IN CONTACT WITH SOIL SHOULD CONTAIN TYPE SULFATE RESISTANT CEMENT.
- CONCRETE COVER FOR FOUNDATION = 5CM THICK
- CONCRETE COVER FOR INTERNAL WORK = 2.5CM
- CONCRETE COVER FOR EXTERNAL WORK = 3.5CM
- ALL THE CONCRETE UP THE PLINTH LEVEL MUST BE COATED WITH TWO COATS OF HOT BITUMIN.
- READY MIX CONCRETE MUST BE APPROVED BY THE ENGINEER.
- BACKFILLING MUST BE CARRIED OUT IN LAYERS 25CM THICK EACH LAYER (WATERED AND COMPACTED).
- N.G.L. WILL BE FIXED BY THE ENGINEER.
- CONCRETE CUBE CRUSHING STRENGTH AFTER 28 DAYS  
B = 25N/MM<sup>2</sup>, FOR BEAMS & SLABS  
B = 30N/MM<sup>2</sup>, FOR COLUMNS
- RIBBED HIGH YIELD STEEL FY=410N/MM<sup>2</sup>
- MILD YIELD STEEL FY=250N/MM<sup>2</sup>
- FOUNDATION WAS DESIGNED TO HAVE GROUND FLOOR, FIRST, SECOND & THIRD FLOORS ONLY.
- STANDARD RADII OF BENDS AND HOOKS AS GIVEN BELOW TO BE USED UNLESS SPECIFICALLY SHOWN OTHERWISE.



BAR SIZE	GRADE 250 (TYPE AND GRADE R)	GRADE 410 (TYPE AND GRADE L)
D	R	R
6	12	18
8	16	24
10	20	30
12	24	36
14	28	42
16	32	48
18	36	54
20	40	60
25	50	100



PALESTINIAN NATIONAL AUTHORITY

DONATED BY



EDUCATION ABOVE ALL  
Al Fakhroa Programme

IMPLEMENTED BY



United Nations Development Programme  
Programme of Assistance the Palestinian People

Project Name

**RIGHT TO EDUCATION**

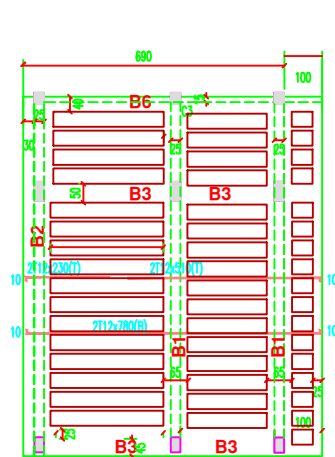
School name

**Al Ma'ari Primary Boys School**

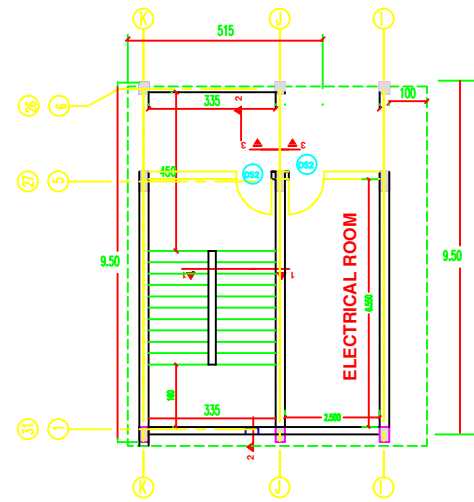
Drawing name

**TYPICAL SLAB**

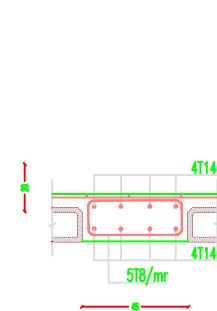
Symbol	Drawing No.	Rev. No.
RES	S 05	R1



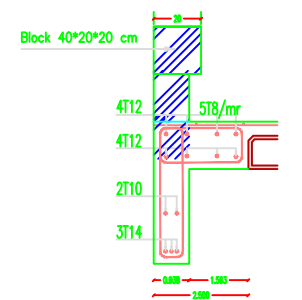
STAIR CASE SLAB  
scale 1 : 100



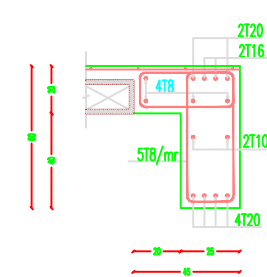
STAIR CASE PLAN  
scale 1 : 100



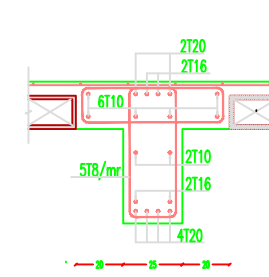
B 3  
SCALE 1 : 20



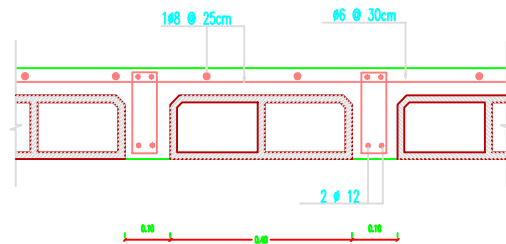
B 6  
SCALE 1 : 20



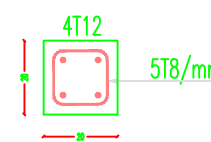
B 2  
SCALE 1 : 20



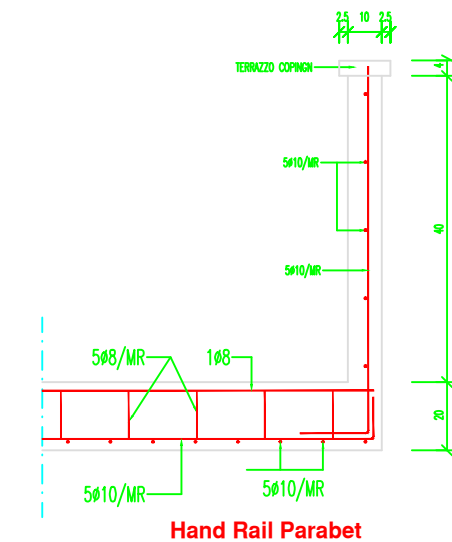
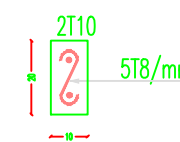
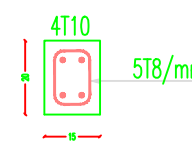
B 1  
SCALE 1 : 20



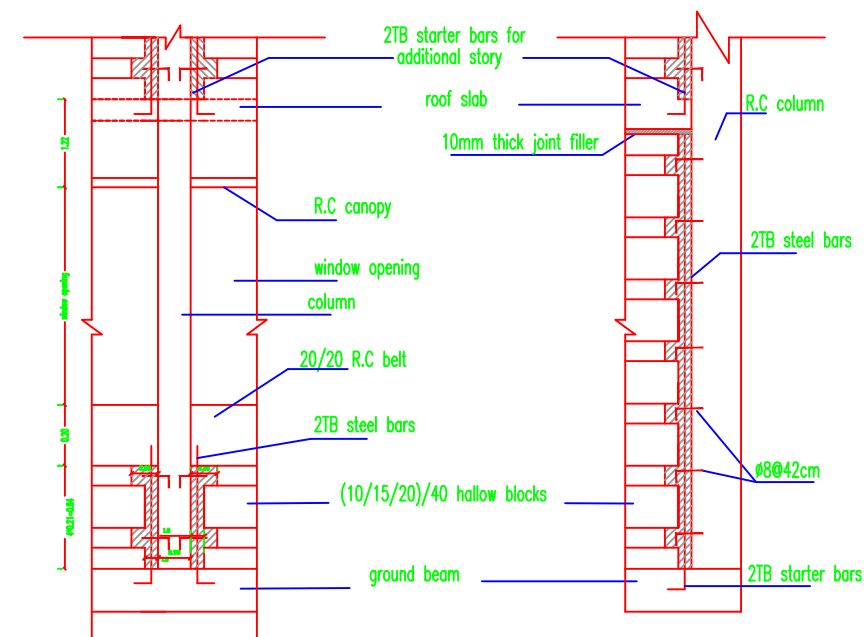
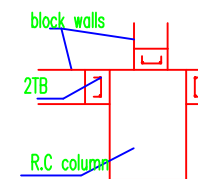
SLAB DETAIL  
scale 1 : 100



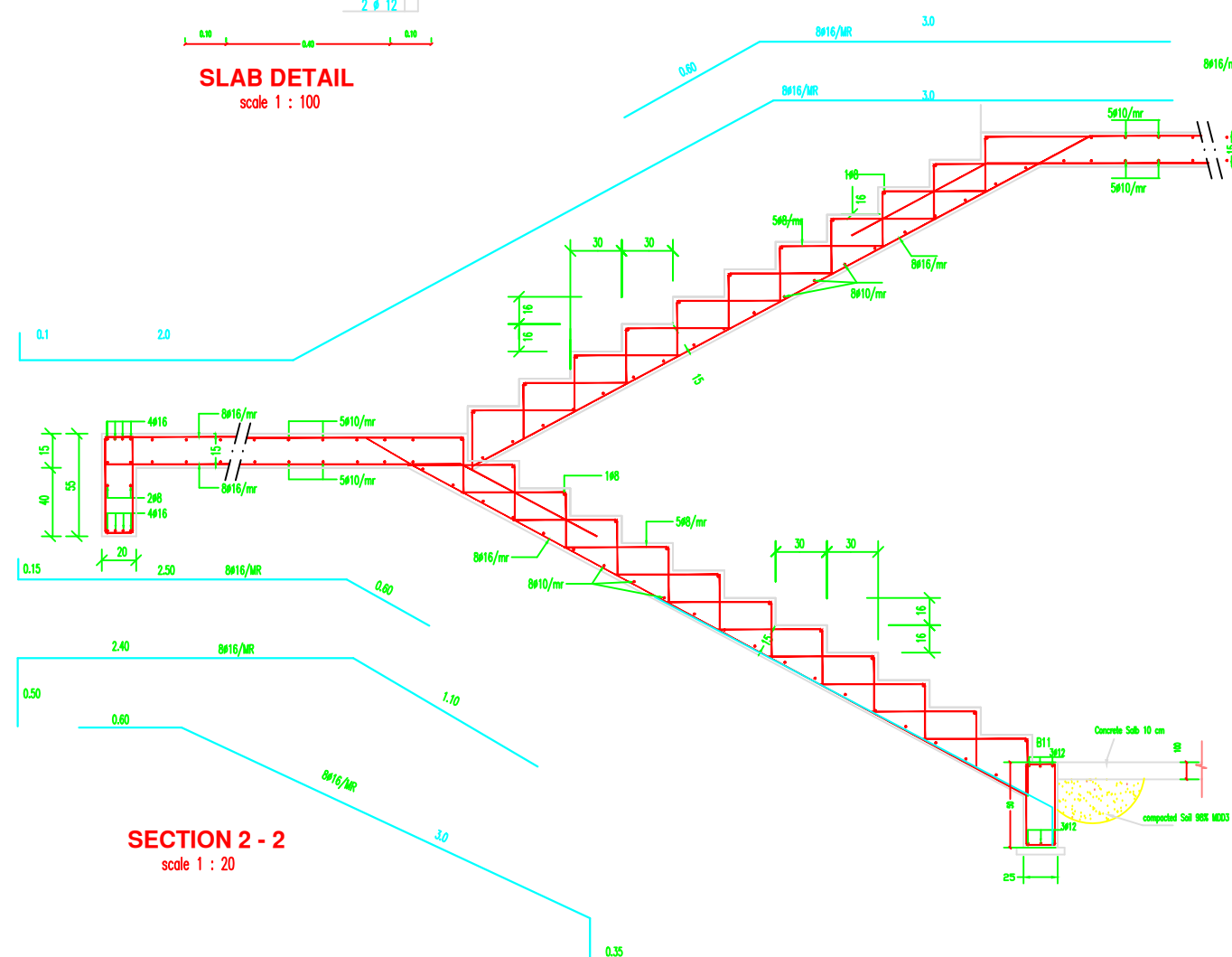
LENTILS DETAIL  
SCALE 1 : 20



Hand Rail Parabet



CONCRETE FILET BETWEEN BLOCK WALLS & COLUMNS



SECTION 2 - 2  
scale 1 : 20

## NOTES:

- DESIGN BEARING CAPACITY IS 1.75 KG/CM<sup>2</sup>
- THE CONTRACTOR HAS TO CONDUCT SOIL INVESTIGATION TO ENSURE THIS ASSUMPTION
- EXCAVATION LEVEL SHOULD BE NOT LESS THAN (-1.50) FROM N.G.L
- ALL CONCRETE IN CONTACT WITH SOIL SHOULD CONTAIN TYPE SULFATE RESISTANT CEMENT.
- CONCRETE COVER FOR FOUNDATION = 5CM THICK
- CONCRETE COVER FOR INTERNAL WORK = 2.5CM
- CONCRETE COVER FOR EXTERNAL WORK = 3.5CM
- ALL THE CONCRETE UP THE PLINTH LEVEL MUST BE COATED WITH TWO COATS OF HOT BETUMIN.
- READY MIX CONCRETE MUST BE APPROVED BY THE ENGINEER.
- BACKFILLING MUST BE CARRIED OUT IN LAYERS 25CM THICK EACH LAYER (WATERED AND COMPACTED)
- N.G.L WILL BE FIXED BY THE ENGINEER
- CONCRETE CUBE CRUSHING STRENGTH AFTER 28 DAYS
- B = 25N/MM<sup>2</sup>, FOR BEAMS & SLABS
- B = 30N/MM<sup>2</sup>, FOR COLUMNS
- RIBBED HIGH YIELD STEEL FY=410N/MM<sup>2</sup>
- MILD YIELD STEEL FY=250N/MM<sup>2</sup>
- FOUNDATION WAS DESIGNED TO HAVE GROUND FLOOR, FIRST, SECOND & THIRD FLOORS ONLY.
- STANDARD RADII OF BENDS AND HOOKS AS GIVEN BELOW TO BE USED UNLESS SPECIFICALLY SHOWN OTHERWISE



BAR SIZE	GRADE 250 (TYPE AND GRADE R)	GRADE 410 (TYPE AND GRADE L)
D	R	R
6	12	18
8	16	24
10	20	30
12	24	36
14	28	42
16	32	48
18	36	54
20	40	60
25	50	100



PALESTINIAN NATIONAL AUTHORITY

DONATED BY



EDUCATION ABOVE ALL  
Al Fakhoora Programme

IMPLEMENTED BY



United Nations Development Programme  
Programme of Assistance the Palestinian People

Project Name

RIGHT TO EDUCATION

School name

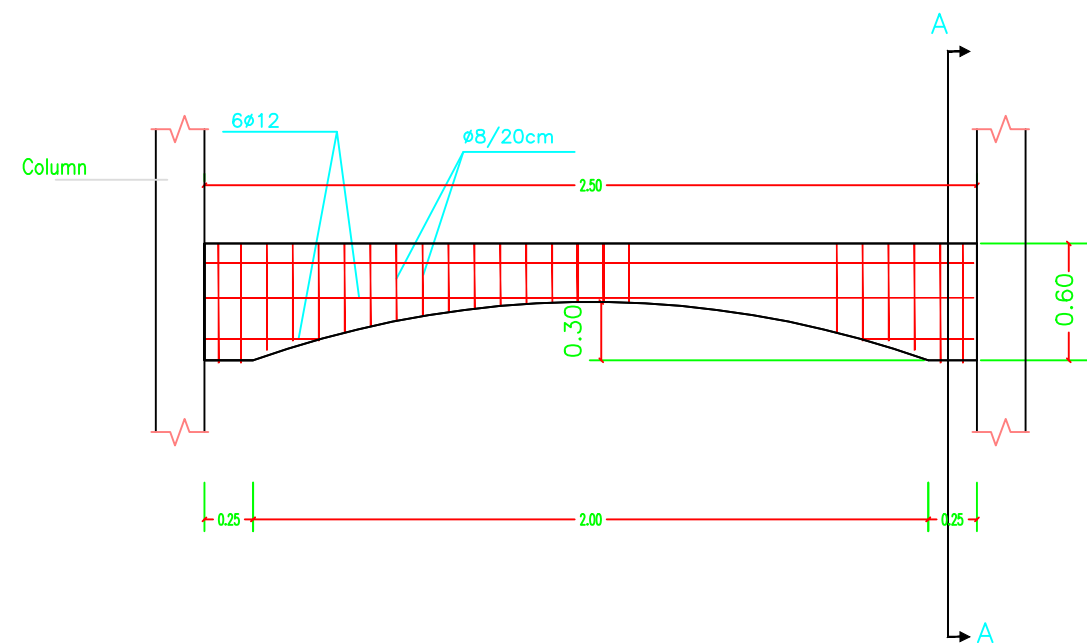
Al Ma'ari Primary Boys School

Drawing name

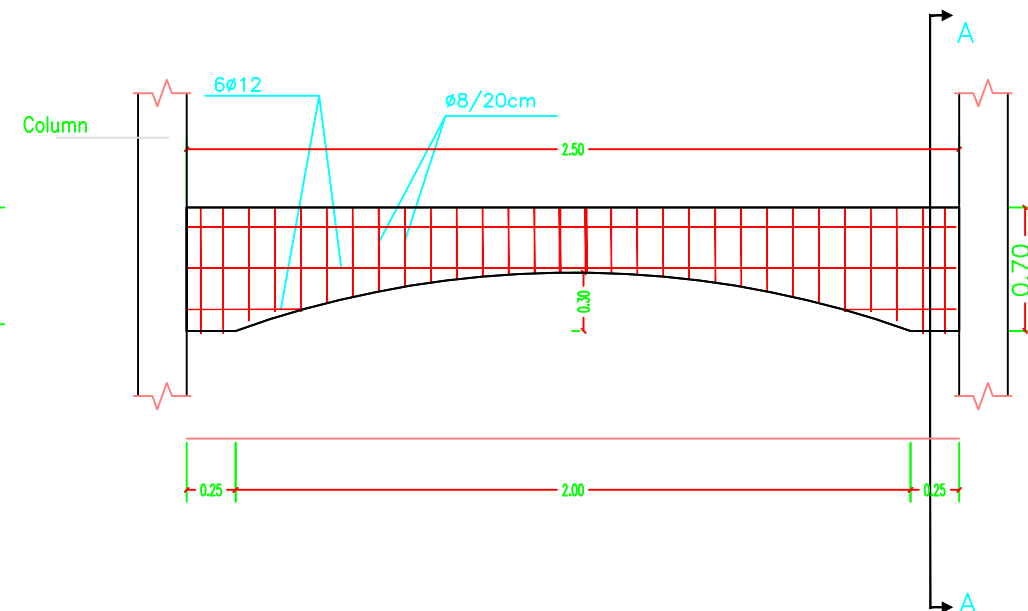
STAIR DETAILS

Symbol	Drawing No.	Rev. No.
RES	S 06	R1

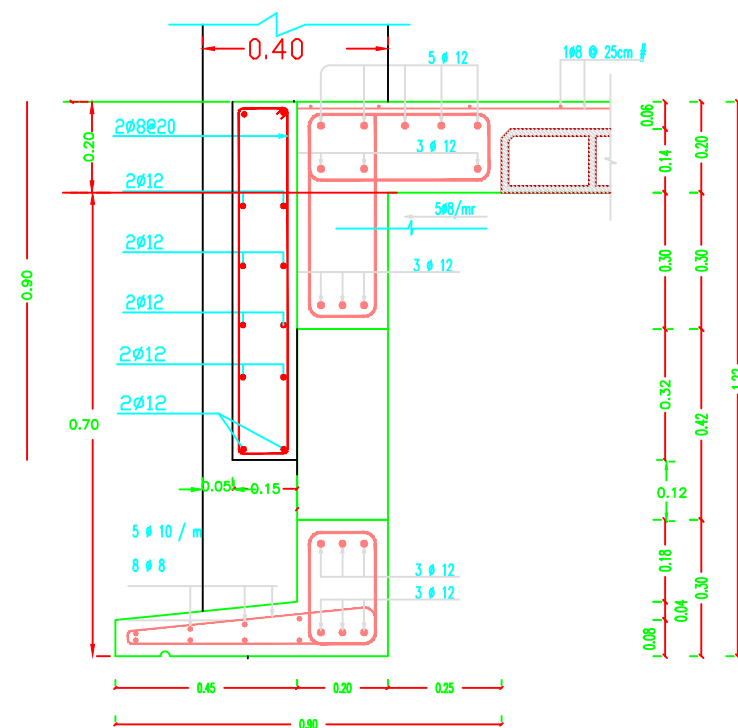
The Contractor has to submit detailed Shop Drawings of all works for approval Of the supervisor Engineer



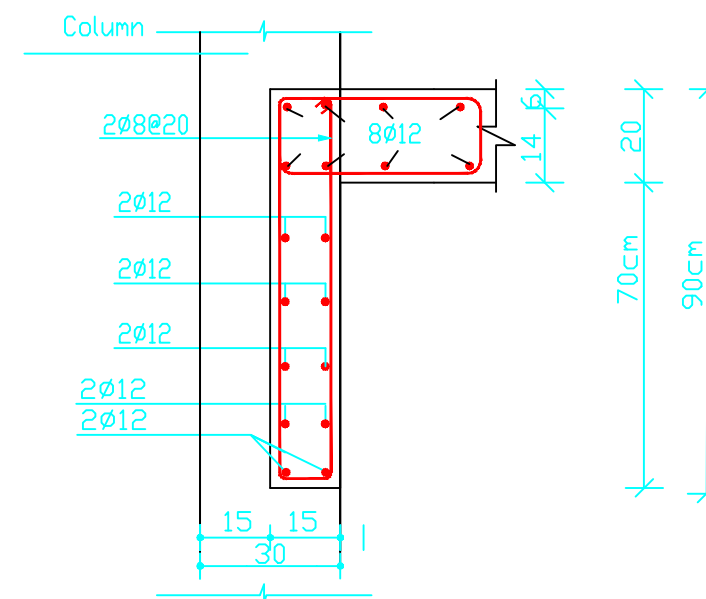
Details of Arches in Second Floor Back Elevations  
SCALE 1:50



Details of Arches in Second Floor Front Elevations  
SCALE 1:50



FINAL ROOF FOR BACK ELEVATION



Section A-A

Details of Arches in Second Floor Front and Front Elevations

## NOTES:

### NOTES:

- DESIGN BEARING CAPACITY IS 1.75 KG/CM<sup>2</sup>
- THE CONTRACTOR HAS TO CONDUCT SOIL INVESTIGATION TO ENSURE THIS ASSUMPTION .
- EXCAVATION LEVEL SHOULD BE NOT LESS THAN (-1.50) FROM N.G.L
- ALL CONCRETE IN CONTACT WITH SOIL SHOULD CONTAIN TYPE SULFATE RESISTANT CEMENT.
- CONCRETE COVER FOR FOUNDATION = 5CM THICK
- CONCRETE COVER FOR INTERNAL WORK = 2.5CM
- CONCRETE COVER FOR EXTERNAL WORK = 3.5CM
- ALL THE CONCRETE UP THE PLINTH LEVEL MUST BE COATED WITH TWO COATS OF HOT BETUMIN.
- READY MIX CONCRETE MUST BE APPROVED BY THE ENGINEER.
- BACKFILLING MUST BE CARRIED OUT IN LAYERS 25CM THICK EACH LAYER (WATERED AND COMPACTD)
- N.G.L WILL BE FIXED BY THE ENGINEER
- CONCRETE CUBE CRUSHING STRENGTH AFTER 28 DAYS  
B = 25N/MM<sup>2</sup> , FOR BEAMS & SLABS  
B = 30N/MM<sup>2</sup> , FOR COLUMNS
- RIBBED HIGH YIELD STEEL FY=410N/MM<sup>2</sup>
- MILD YIELD STEEL FY=250N/MM<sup>2</sup>
- FOUNDATION WAS DESIGNED TO HAVE GROUND FLOOR, FIRST , SECOND & THIRD FLOORS ONLY.

- STANDARD RADII OF BENDS AND HOOKS AS GIVEN BELOW TO BE USED UNLESS SPECIFICALLY SHOWN OTHERWISE



BAR SIZE	GRADE 250 (TYPE AND GRADE R)	GRADE 410 (TYPE AND GRADE L)
D	R	R
6	12	18
8	16	24
10	20	30
12	24	36
14	28	42
16	32	48
18	36	54
20	40	60
25	50	100



PALESTINIAN NATIONAL AUTHORITY

DONATED BY



EDUCATION ABOVE ALL  
Al Fakhroa Programme

IMPLEMENTED BY



United Nations Development Programme  
Programme of Assistance the Palestinian People

Project Name

RIGHT TO EDUCATION

School name

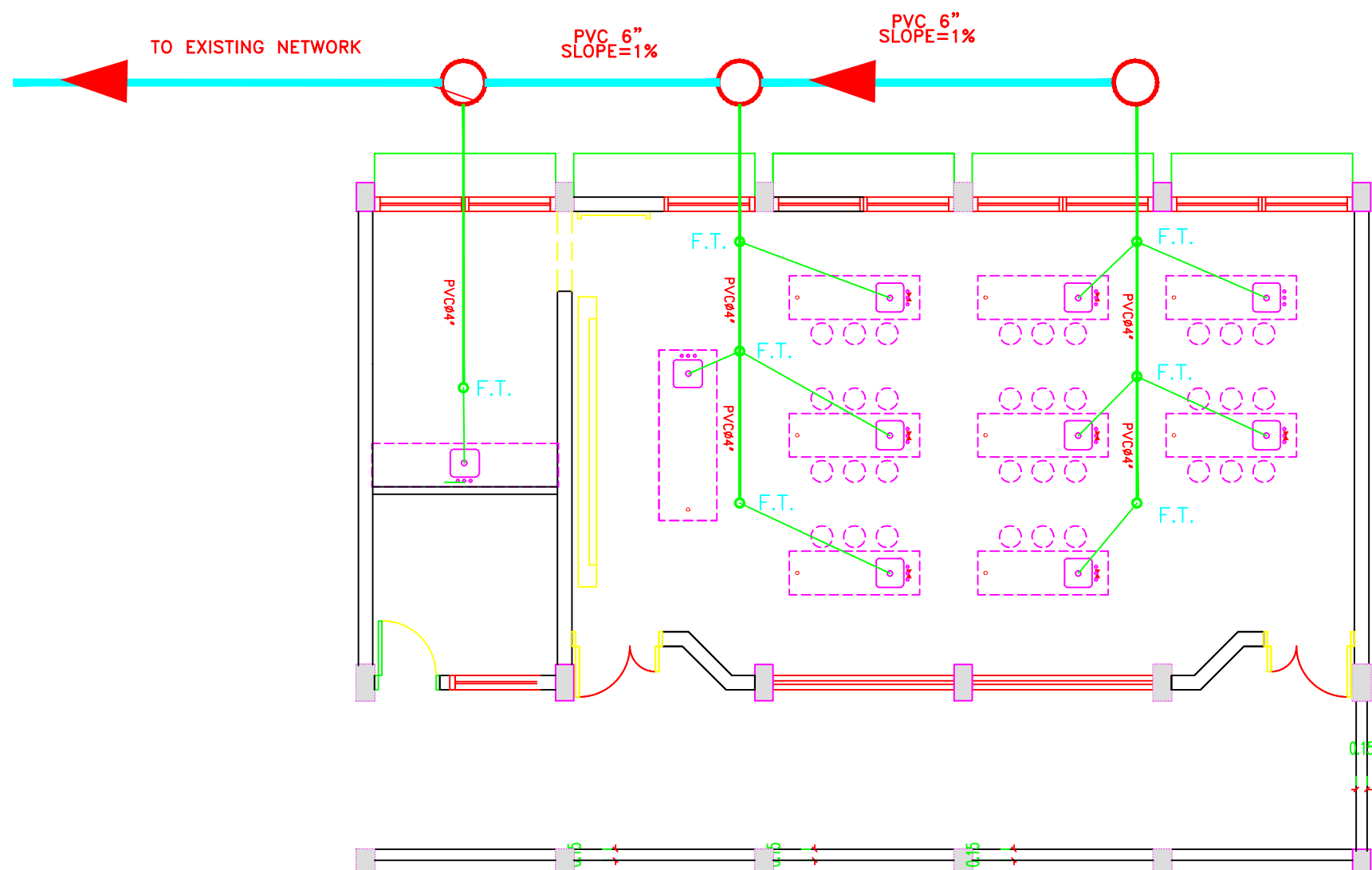
Al Ma'ari Primary Boys School

Drawing name

ARCH DETAIL

Symbol	Drawing No.	Rev. No.
RES	S 07	R1

# Mechanical Drawings



**NOTES:**

 MH. 1 m

 MH. 0.80 m

 MH. 0.60 m

 UPVC Sewer Line  $\varnothing 8''$

 UPVC Sewer Line  $\varnothing 6''$

 MDPE Water  $\varnothing 63$  mm

 G. Steel Water Pipe  $\varnothing 1''$

  
PALESTINIAN NATIONAL AUTHORITY

DONATED BY

  
fakhoora.org  
مركز التعليم والتنمية المجتمعية  
Community Education and Development Center

EDUCATION ABOVE ALL  
Al Fakhoora Programme

IMPLEMENTED BY

  
UN  
D  
P  
Empowered lives.  
Resilient nations.

United Nations Development Programme  
Programme of Assistance the Palestinian People

Project Name

RIGHT TO EDUCATION

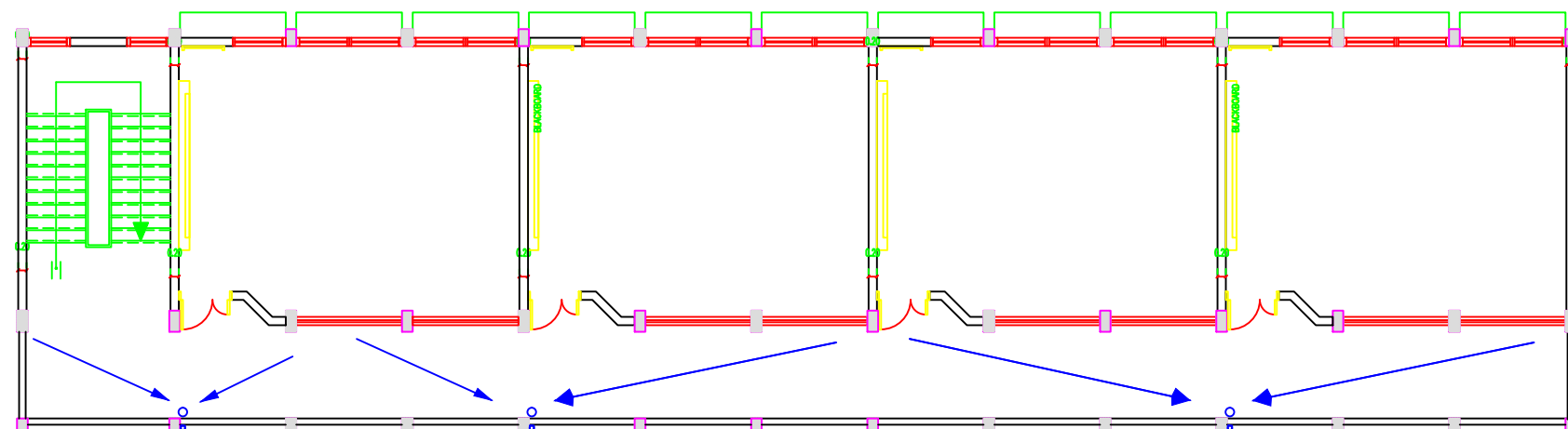
School name

Al Ma'ari Primary Boys School

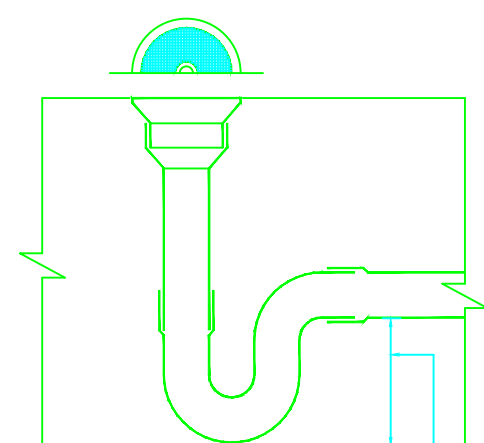
Drawing name

SANITARY & WATER SITE PALN

Symbol	Drawing No.	Rev. No.
RES	M 01	R1

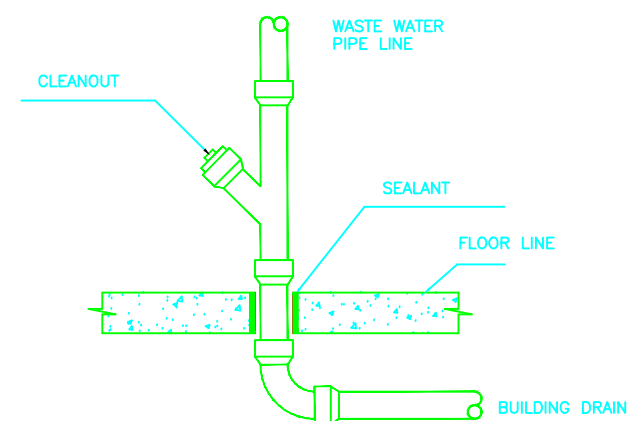


GROUND FIRST & SECOND FLOOR SANITARY PLAN



TRAP SEAL MUST BE AT LEAST 15 cm

TYPICAL FLOOR DRAIN TRAP



DRAINAGE PIPE CONNECTION DETAIL

NOTES:

FOR TENDER ONLY



PALESTINIAN NATIONAL AUTHORITY

DONATED BY



EDUCATION ABOVE ALL  
Al Fakhoora Programme

IMPLEMENTED BY



United Nations Development Programme  
Programme of Assistance the Palestinian People

Project Name

RIGHT TO EDUCATION

School name

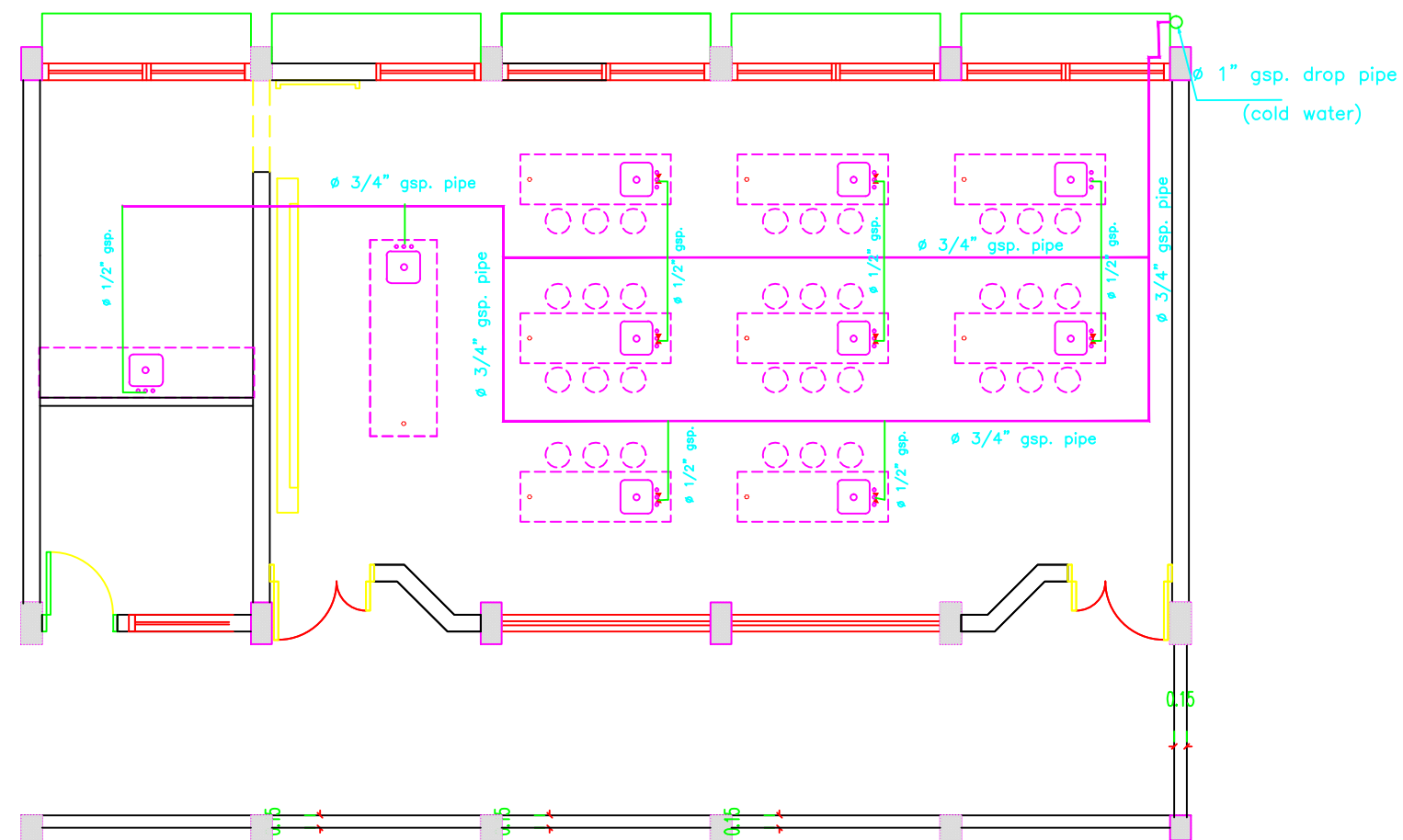
Al Ma'ari Primary Boys School

Drawing name


GROUND FIRST & SECOND  
FLOOR SANITARY PLAN

Symbol	Drawing No.	Rev. No.
RES	M 02	R1





**NOTES:**

 MH. 1 m

 MH. 0.80 m

 MH. 0.60 m

 UPVC Sewer Line  $\varnothing 8''$

 UPVC Sewer Line  $\varnothing 6''$

 MDPE Water  $\varnothing 63$  mm

 G. Steel Water Pipe  $\varnothing 1''$

  
PALESTINIAN NATIONAL AUTHORITY

DONATED BY

  
EDUCATION ABOVE ALL  
Al Fakhoora Programme

IMPLEMENTED BY

  
United Nations Development Programme  
Programme of Assistance the Palestinian People

Project Name

RIGHT TO EDUCATION

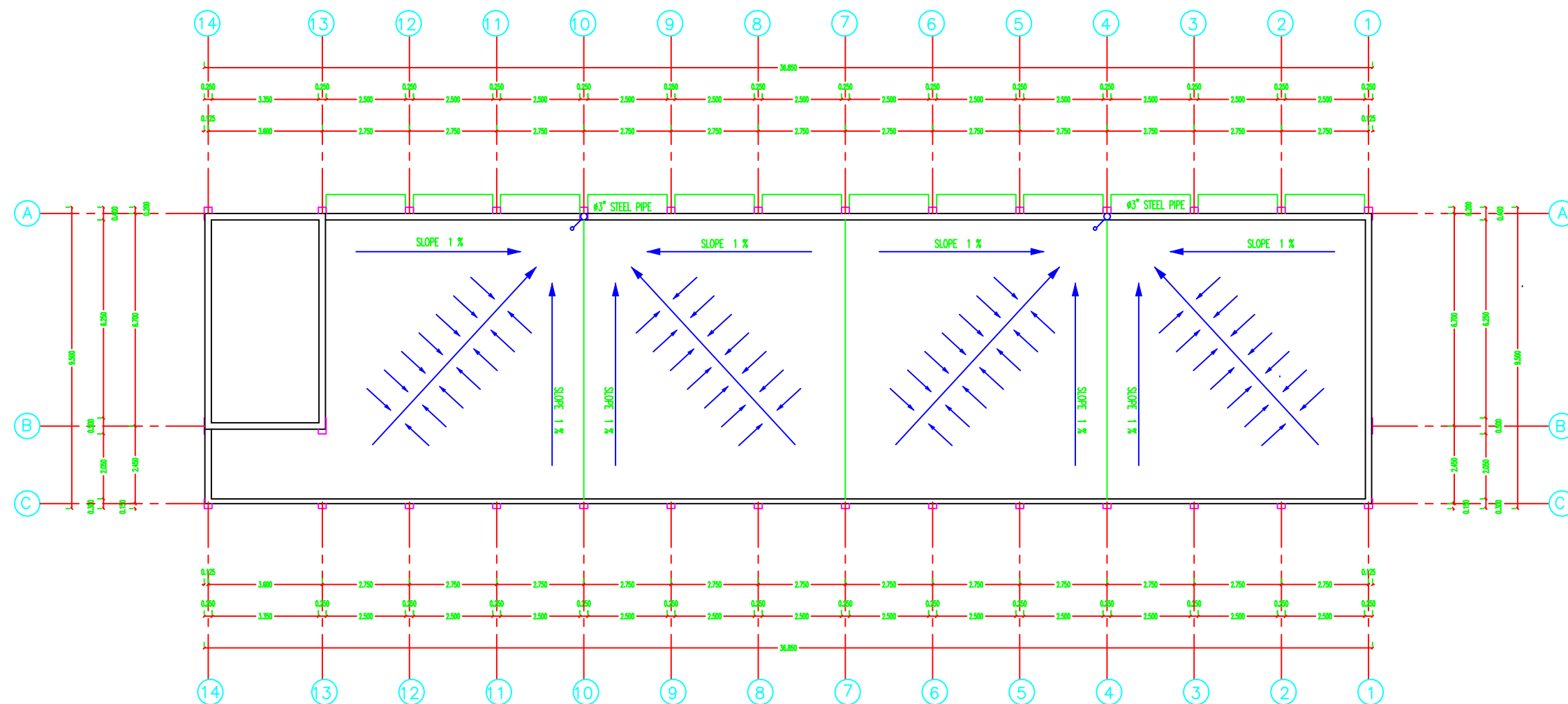
School name

Al Ma'ari Primary Boys School

Drawing name

LAB WATER NETWORKS PLAN

Symbol	Drawing No.	Rev. No.
RES	M 03	R1



**DRAINAGE PLAN**  
**SCALE 1 : 100**

NOTES:

FOR TENDER ONLY



PALESTINIAN NATIONAL AUTHORITY

DONATED BY



EDUCATION ABOVE ALL  
Al Fakhoora Programme

IMPLEMENTED BY



United Nations Development Programme  
Programme of Assistance the Palestinian People

Project Name

RIGHT TO EDUCATION

School name

Al Ma'ari Primary Boys School

Drawing name

DRAINAGE PLAN

Symbol	Drawing No.	Rev. No.
RES	M 04	R1

# Electrical Drawings




كلوب مربع لرقم البيت	
نجفة مثبتة في السقف	
نجفة مثبتة في الحائط	
مصباح سقف عادي معلق	
مصباح حائط عادي	
مصباح حائط خافت	
مصباح البقعة	
مصباح مرآة الحمام	
مروحة سقف	
مروحة شفط	
مدفأة حمام	
مفتاح مروحة سقف	
مفتاح مدفأة الحمام	
مفتاح سخان الحمام	
وحدة الانتركوم الداخلية	
وحدة الانتركوم الخارجية	
لوحة توزيع كهرباء رئيسية	
لوحة توزيع كهرباء فرعية	
لوحة توزيع اتصالات رئيسية	
لوحة توزيع اتصالات فرعية	

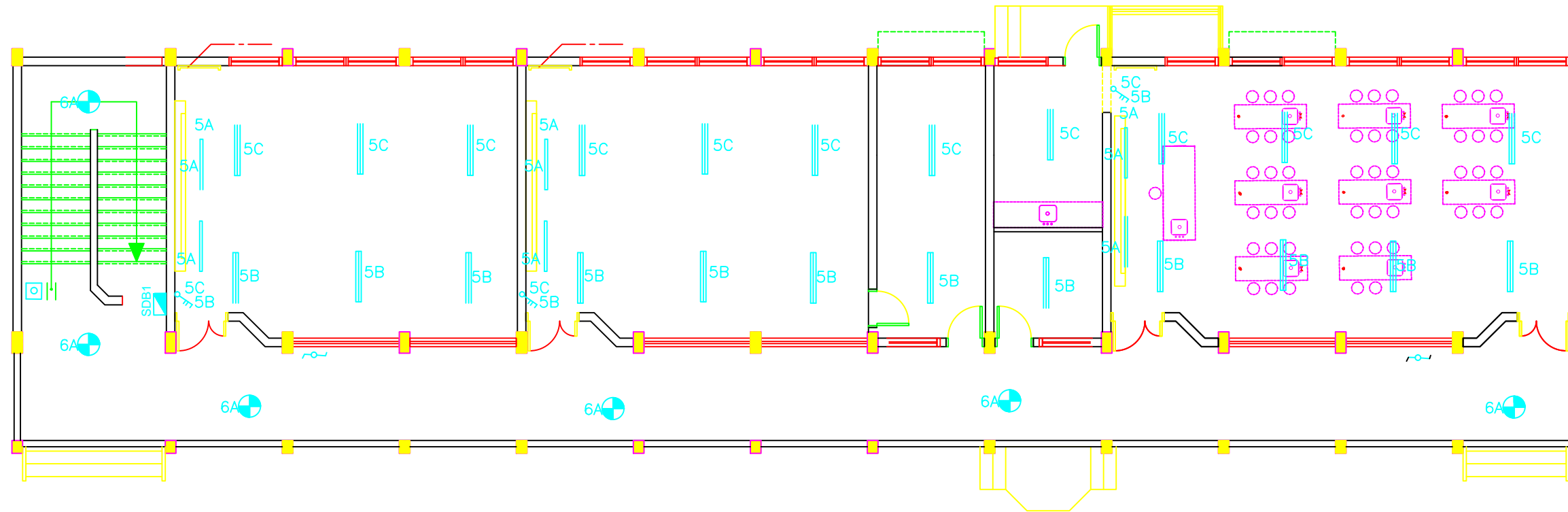
## جدول الرموز الكهربائية

الرمز	البيان
	مفتاح كهرباء مفرد
	مفتاح كهرباء مزدوج
	مفتاح ثلاثي
	ضاغط جرس
	ضاغط انارة الدرج
	جرس كهرباء
	مخرج كهرباء عادي بش
	مخرج كهرباء بغطاء بش
	مخرج كهرباء عادي ٣ فاز
	مخرج كهرباء بغطاء ٣ فاز
	مخرج كهرباء بمفتاح لزوم مكيف
	مخرج سائلايت
	مخرج تليفون
	مصباح فلورسنت مفرد
	مصباح فلورسنت مزدوج
	مصباح فلورسنت مستطيل شاحن
	مصباح حائط دائري
	كلوب دائري
	كلوب كروي مائل

## NOTES

4			
3			
2			
1			
No.	Description	Date	By
Revisions			
Designed	ENG. ALAA SHALABY		
Checked	UNDP		
Approved	UNDP		
Date	25/02/2015	Scale	

<p>PALESTINIAN NATIONAL AUTHORITY</p> 		
<p>DONATED BY:</p>  <p>EDUCATION ABOVE ALL Al Fakhoora Programme</p>		
<p>IMPLEMENTED BY:</p> 		
<p>PROJECT:-</p> <p>RIGHT TO EDUCATION Al Ma'ari Primary Boys School</p>		
<p>Keys of Electricity</p>		
Symbol	Drawing No.:	Rev. No.
RES	E 01	R1



## GROUND FLOOR LIGHTING PLAN

### NOTES

4			
3			
2			
1			
No.	Description	Date	By
Revisions			
Designed	ENG. ALAA SHALABY		
Checked	UNDP		
Approved	UNDP		
Date	25/02/2015	Scale	

### PALESTINIAN NATIONAL AUTHORITY



### DONATED BY:



EDUCATION ABOVE ALL  
Al Fakhara Programme

### IMPLEMENTED BY:

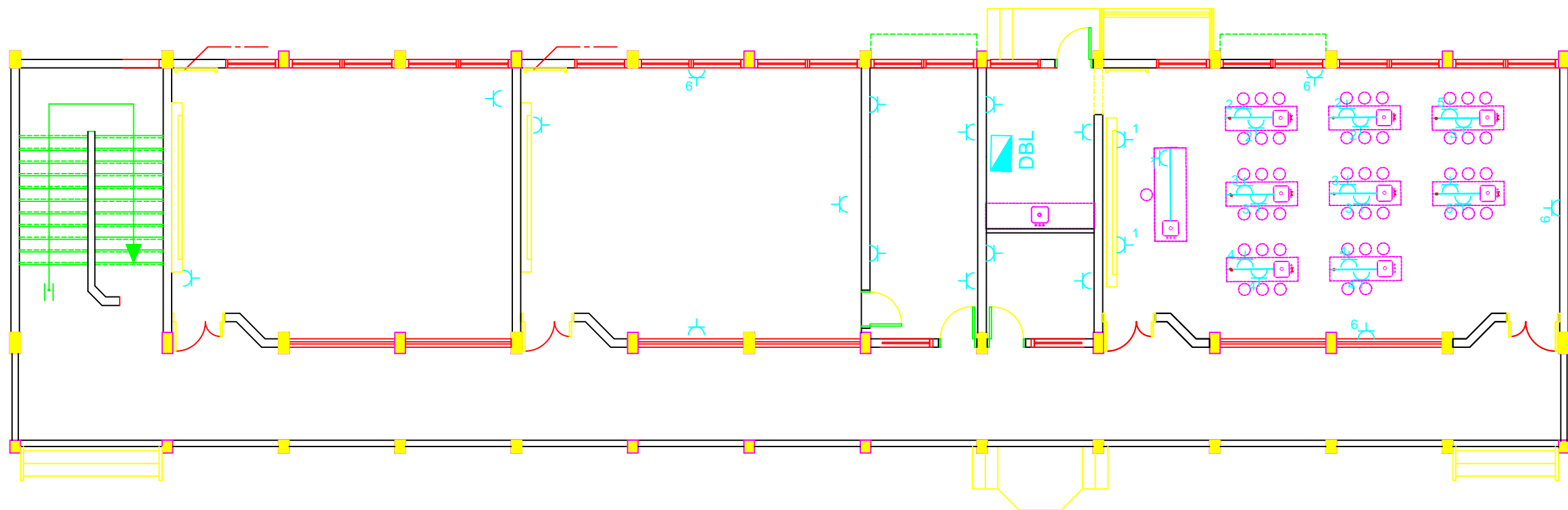


### PROJECT:-

RIGHT TO EDUCATION  
Al Ma'ari Primary Boys School

### LIGHTING PLAN

Symbol	Drawing No.:	Rev. No.
RES	E 02	R1



GROUND FLOOR POWER SOCKET PLAN

NOTES

4			
3			
2			
1			
No.	Description	Date	By
Revisions			
Designed	ENG. ALAA SHALABY		
Checked	UNDP		
Approved	UNDP		
Date	25/02/2015	Scale	

PALESTINIAN NATIONAL AUTHORITY



DONATED BY:



EDUCATION ABOVE ALL  
Al Fakhoora Programme

IMPLEMENTED BY:

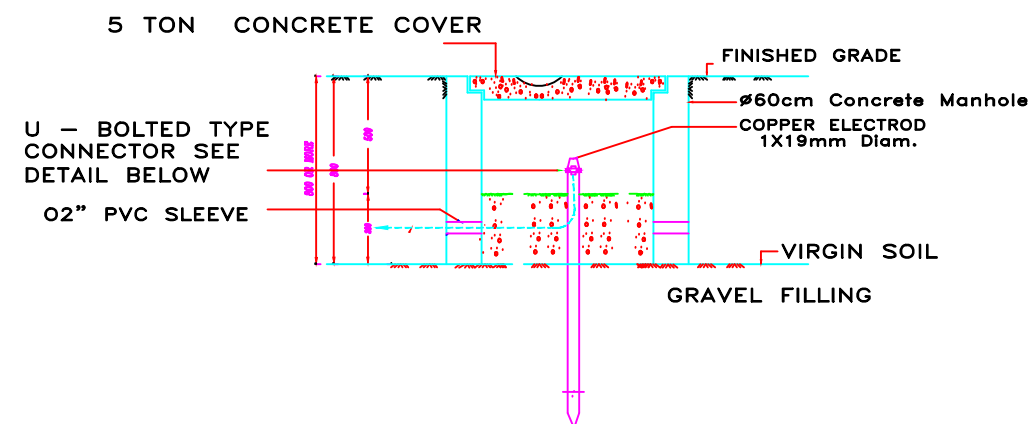
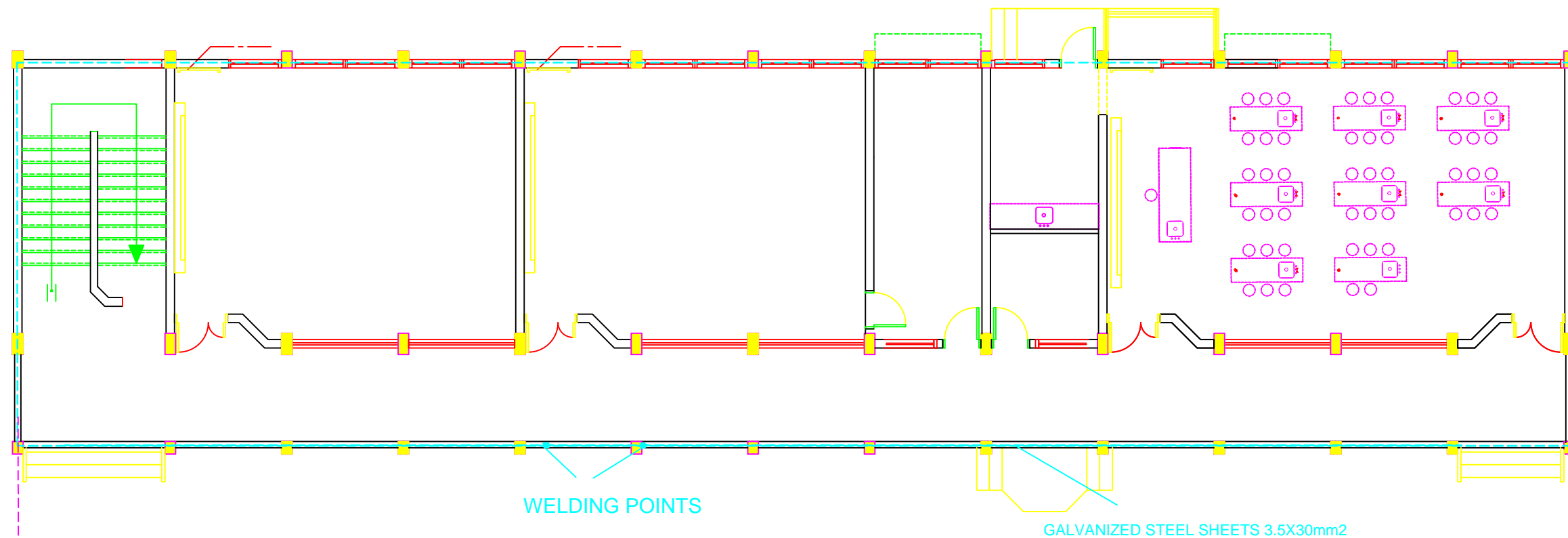


PROJECT:-

RIGHT TO EDUCATION  
Al Ma'ari Primary Boys School

POWER SOCKET PLAN

Symbol	Drawing No.:	Rev. No.
RES	E 03	R1



Earthing Manholes

$R < 2 \text{ ohm}$

## EARTH PLAN GROUND BEAM

### NOTES

4			
3			
2			
1			
No.	Description	Date	By

#### Revisions

Designed	ENG. ALAA SHALABY	
Checked	UNDP	
Approved	UNDP	
Date	25/02/2015	Scale

PALESTINIAN NATIONAL AUTHORITY



DONATED BY:



EDUCATION ABOVE ALL  
Al Fakhoora Programme

IMPLEMENTED BY:

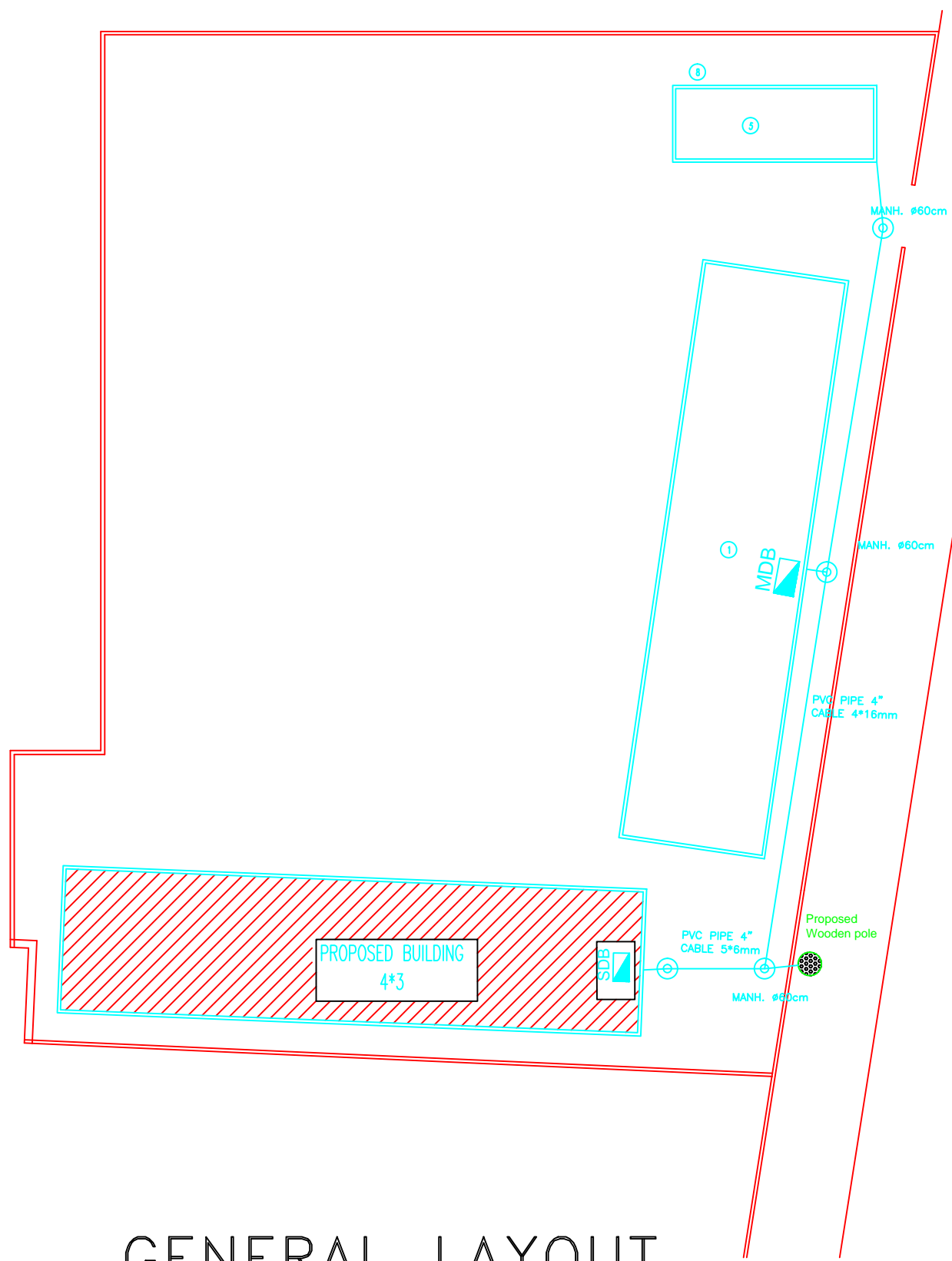


PROJECT:-

RIGHT TO EDUCATION  
Al Ma'ari Primary Boys School

EARTHING

Symbol	Drawing No.:	Rev. No.
RES	E 04	R1



GENERAL LAYOUT

NOTES

4			
3			
2			
1			
No.	Description	Date	By
Revisions			
Designed	ENG. ALAA SHALABY		
Checked	UNDP		
Approved	UNDP		
Date	25/02/2015	Scale	

PALESTINIAN NATIONAL AUTHORITY

DONATED BY:

EDUCATION ABOVE ALL  
Al Fakhroa Programme

IMPLEMENTED BY:

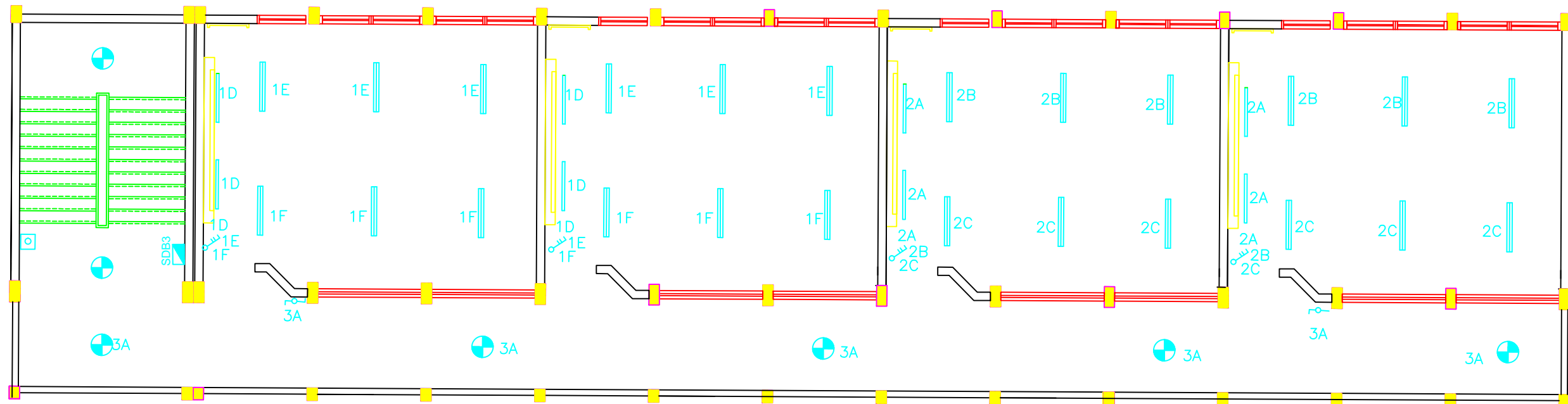
PROJECT:-

RIGHT TO EDUCATION  
Al Ma'ari Primary Boys School

GROUND FLOOR PLAN CABLE ROUTING

Symbol	Drawing No.:	Rev. No.
RES	E 05	R1





## FIRST & SECOND FLOOR LIGHTING PLAN

### NOTES

4			
3			
2			
1			
No.	Description	Date	By
Revisions			
Designed	ENG. ALAA SHALABY		
Checked	UNDP		
Approved	UNDP		
Date	25/02/2015	Scale	

### PALESTINIAN NATIONAL AUTHORITY



### DONATED BY:



EDUCATION ABOVE ALL  
Al Fakhoora Programme

### IMPLEMENTED BY:

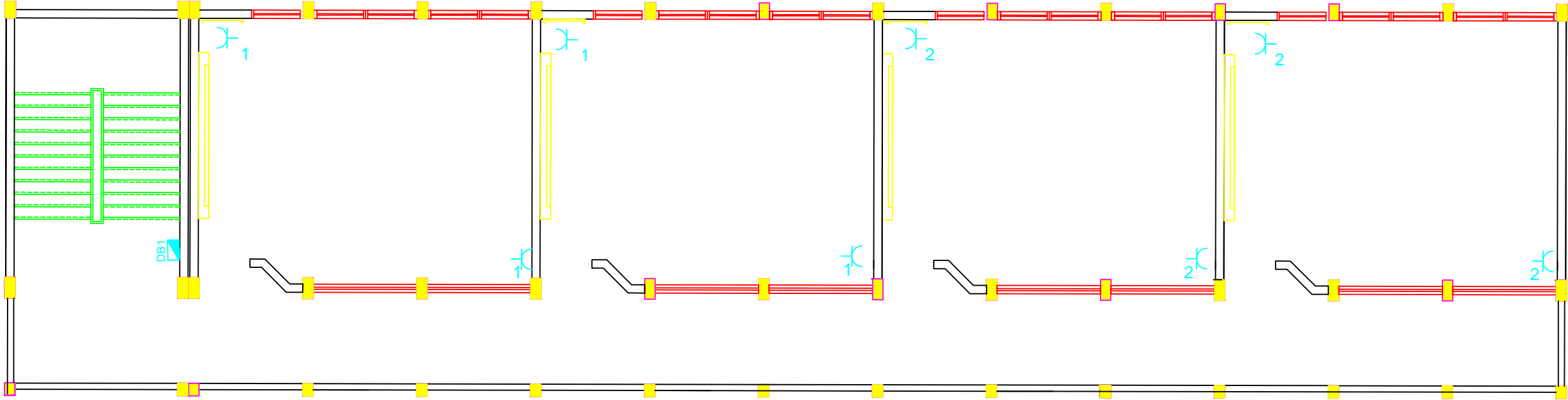


### PROJECT:-

RIGHT TO EDUCATION  
Al Ma'ari Primary Boys School

### LIGHTING 1st FLOOR

Symbol	Drawing No.:	Rev. No.
RES	E 06	R1



FIRST & SECOND FLOOR POWER SOCKET PLAN

NOTES

4			
3			
2			
1			
No.	Description	Date	By
Revisions			
Designed	ENG. ALAA SHALABY		
Checked	UNDP		
Approved	UNDP		
Date	25/02/2015	Scale	

PALESTINIAN NATIONAL AUTHORITY

DONATED BY:

EDUCATION ABOVE ALL  
Al Fakhoora Programme

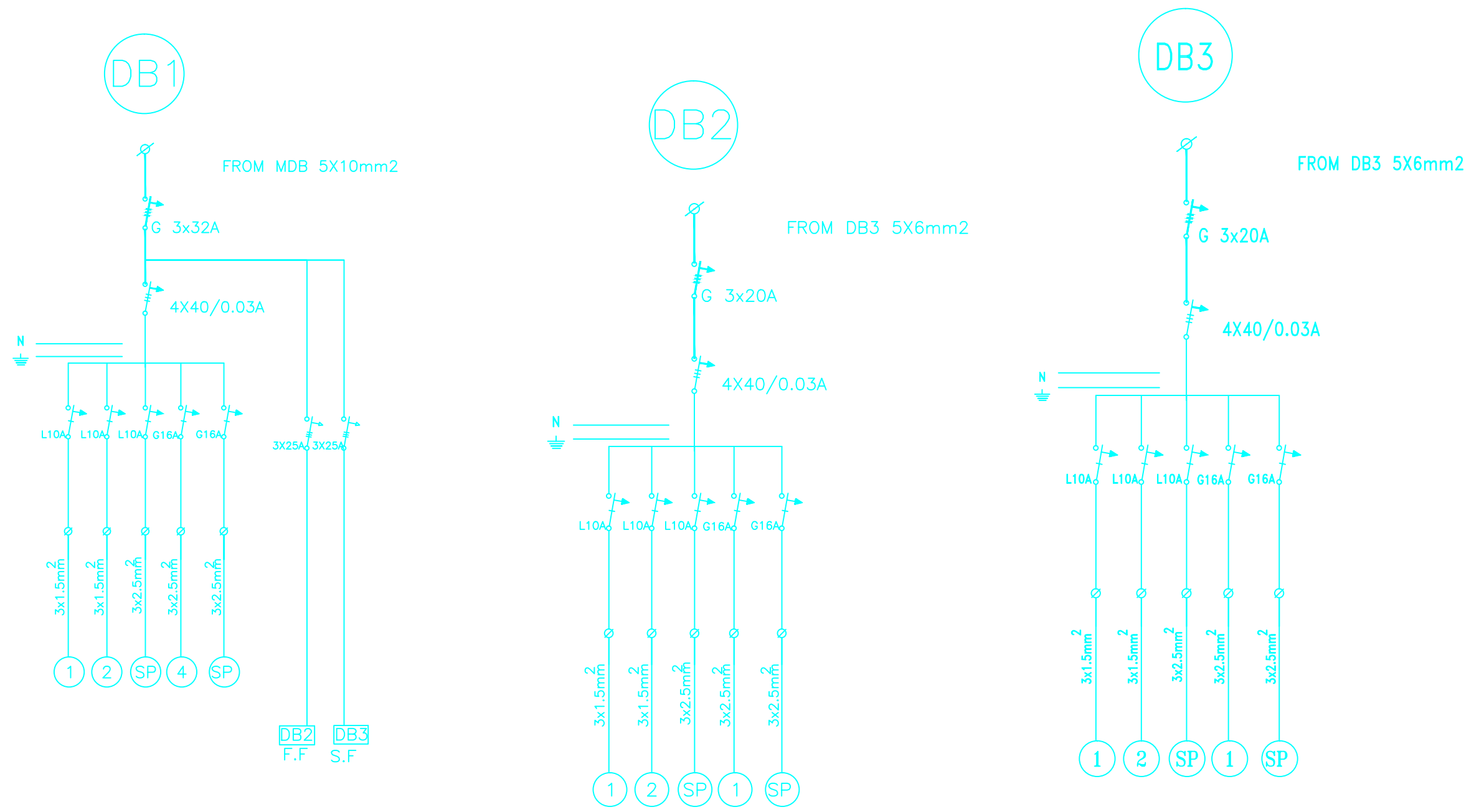
IMPLEMENTED BY:

PROJECT:-

RIGHT TO EDUCATION  
Al Ma'ari Primary Boys School

LIGHTING 2nd FLOOR

Symbol	Drawing No.:	Rev. No.
RES	E 07	R1



(SDB1,SDB2,SDB3) SINGLE LINE DIAGRAM

NOTES


4			
3			
2			
1			
No.	Description	Date	By

Revisions

Designed	ENG. ALAA SHALABY		
Checked	UNDP		
Approved	UNDP		
Date	25/02/2015	Scale	


PALESTINIAN NATIONAL AUTHORITY

DONATED BY:



EDUCATION ABOVE ALL  
Al Fakhoora Programme

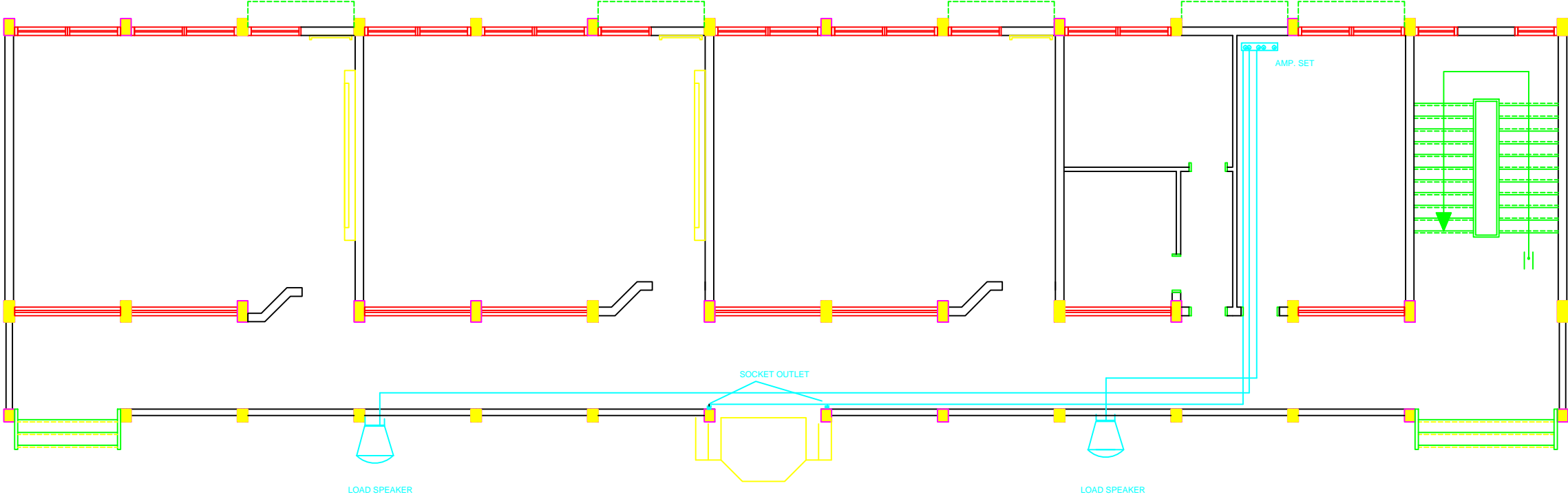
IMPLEMENTED BY:



PROJECT:-

RIGHT TO EDUCATION  
Al Ma'ari Primary Boys School

Symbol	Drawing No.:	Rev. No.
RES	E 08	R1



SOUND SYSTEM

NOTES

FOR TENDER ONLY

4			
3			
2			
1			
No.	Description	Date	By
Revisions			
Designed	ENG. ALAA SHALABY		
Checked	UNDP		
Approved	UNDP		
Date	25/02/2015	Scale	

PALESTINIAN NATIONAL AUTHORITY

DONATED BY:

EDUCATION ABOVE ALL  
Al Fakhoora Programme

IMPLEMENTED BY:

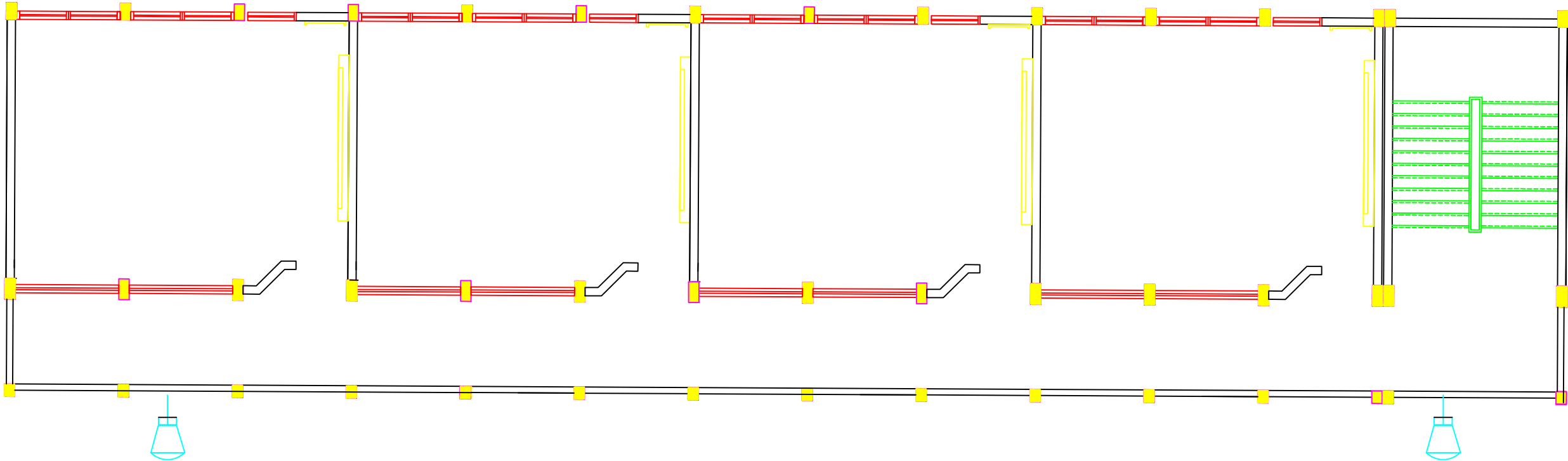
PROJECT:-

RIGHT TO EDUCATION  
Al Ma'ari Primary Boys School

Drawing Name

SOUND SYSTEM PLAN

Symbol	Drawing No.:	Rev. No.
RES	E 09	R1



EXTERNAL LIGHTING FIXTURES

NOTES


4			
3			
2			
1			
No.	Description	Date	By

Revisions

Designed	ENG. ALAA SHALABY	
Checked	UNDP	
Approved	UNDP	
Date	25/02/2015	Scale


PALESTINIAN NATIONAL AUTHORITY

DONATED BY:



EDUCATION ABOVE ALL  
Al Fakhroora Programme

IMPLEMENTED BY:



PROJECT:-


RIGHT TO EDUCATION  
Al Ma'ari Primary Boys School

EXTERNAL LIGHTING

Symbol	Drawing No.:	Rev. No.
RES	E 10	R1



United Nations Development Programme  
Programme of Assistance the Palestinian People



EDUCATION ABOVE ALL  
Al Fakhoora Programme



PALESTINIAN NATIONAL AUTHORITY

Project Name

# RIGHT TO EDUCATION

School name

## Al Ma'ari Secondary Girls School

March 2015

NOTES:

LEGEND

1 – class room

2 – administration

3 – play ground

4 – canteen

5 – toilets

6 – shed

7 – perculation pit

PROPOSED CLASSROOMS  
4x1

FOR TENDER ONLY



PALESTINIAN NATIONAL AUTHORITY

DONATED BY



EDUCATION ABOVE ALL  
Al Fakhoora Programme

IMPLEMENTED BY



United Nations Development Programme  
Programme of Assistance the Palestinian People

Project Name

RIGHT TO EDUCATION

School name

Al Ma'ari Secondary Girls School

Drawing name

SITE LAY OUT

Scale

Drawing No.

To Fit

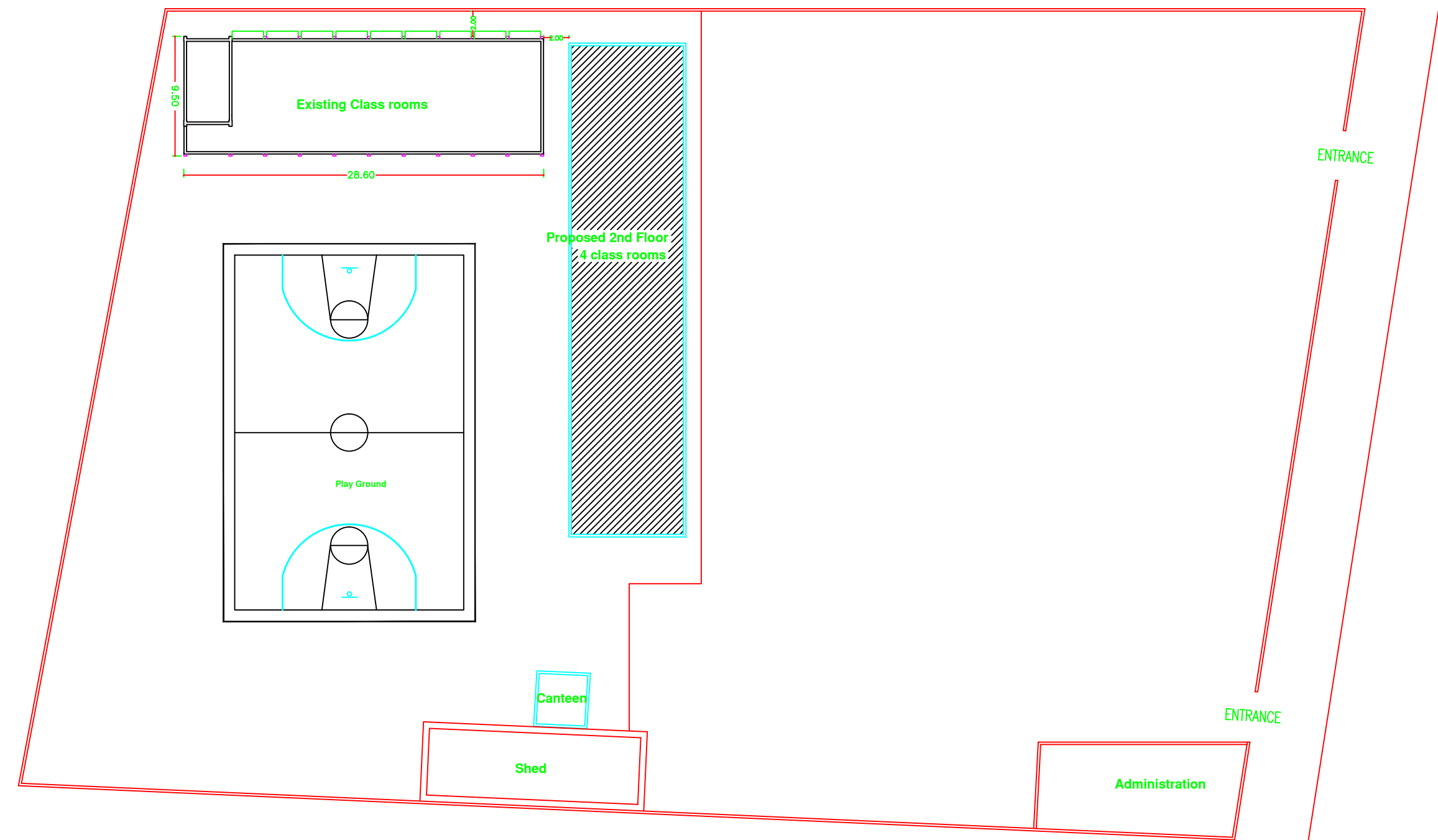
A 01

Al Ma'ari Secondary Girls School

Proposed Intervention

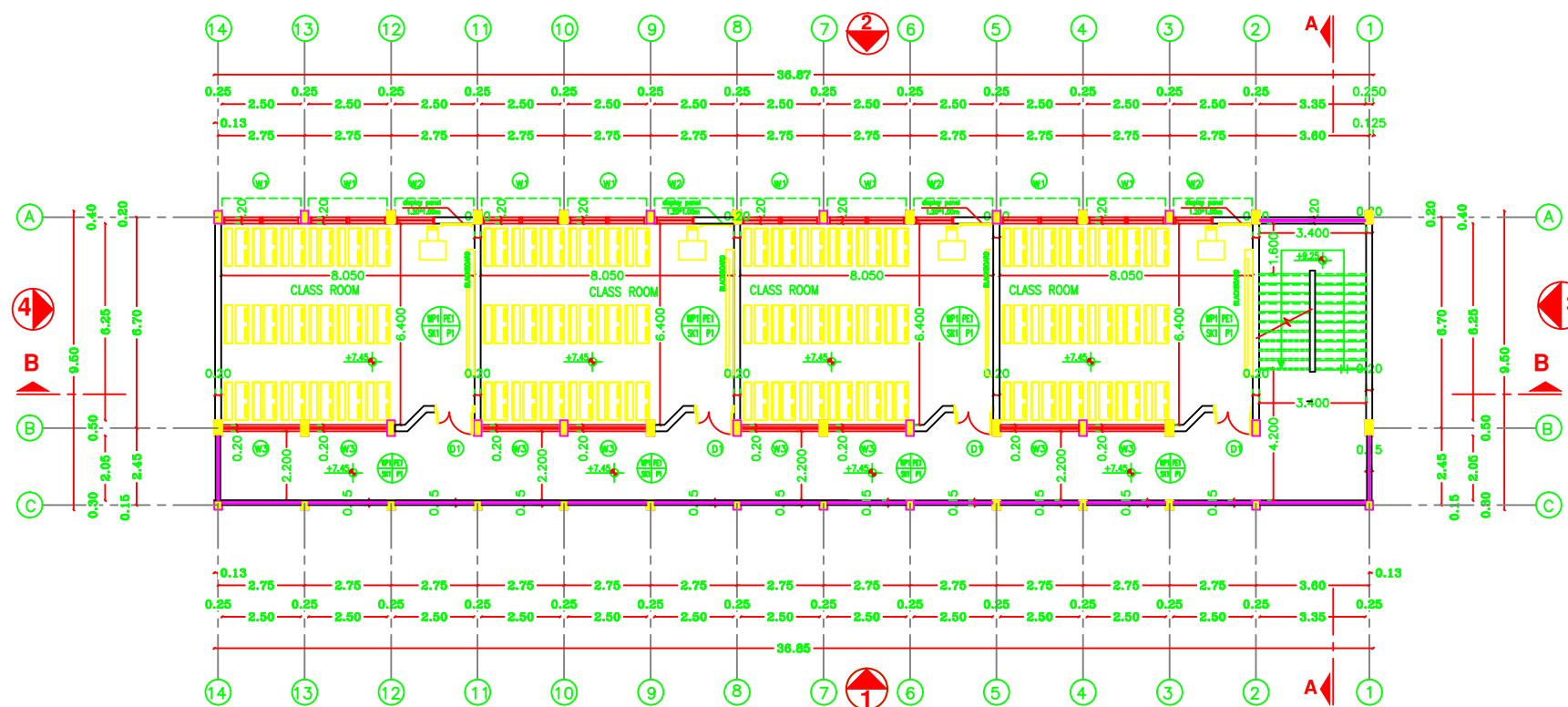
1. Construction of Second floor with 4 classrooms

2. Costruction of electrical room on the roof



# Architectural Drawings





SECOND FLOOR PLAN

NOTES:

- PE1 = PLASTER & EMULSION PAINT (CEILING)
- WP1 = PLASTER & EMULSION PAINT (WALLS)
- P1 = TERRAZO TILE SIZE 30X30X2.5CM MARBLE CHIPS
- SK1 = TERRAZO SKIRTING 1X7CM HIGH
- WP2 = CERAMIC WALL TILES UP TO LINTEL LEVEL & PLASTER AND EMULSION PAINT (WALLS)
- P2 = NONNE SLIP CERAMIC FLOOR TILES
- FFL(+0.00) IS THE FINISHED FLOOR LEVEL INDICATED IN THE SITE LAYOUT DRAWING.
- C1-ROUGH CONCRETE FINISH

FOR TENDER ONLY



PALESTINIAN NATIONAL AUTHORITY

DONATED BY



EDUCATION ABOVE ALL  
Al Fakhoora Programme

IMPLEMENTED BY



United Nations Development Programme  
Programme of Assistance the Palestinian People

Project Name

RIGHT TO EDUCATION

School name

Al Ma'ari Secondary Girls School

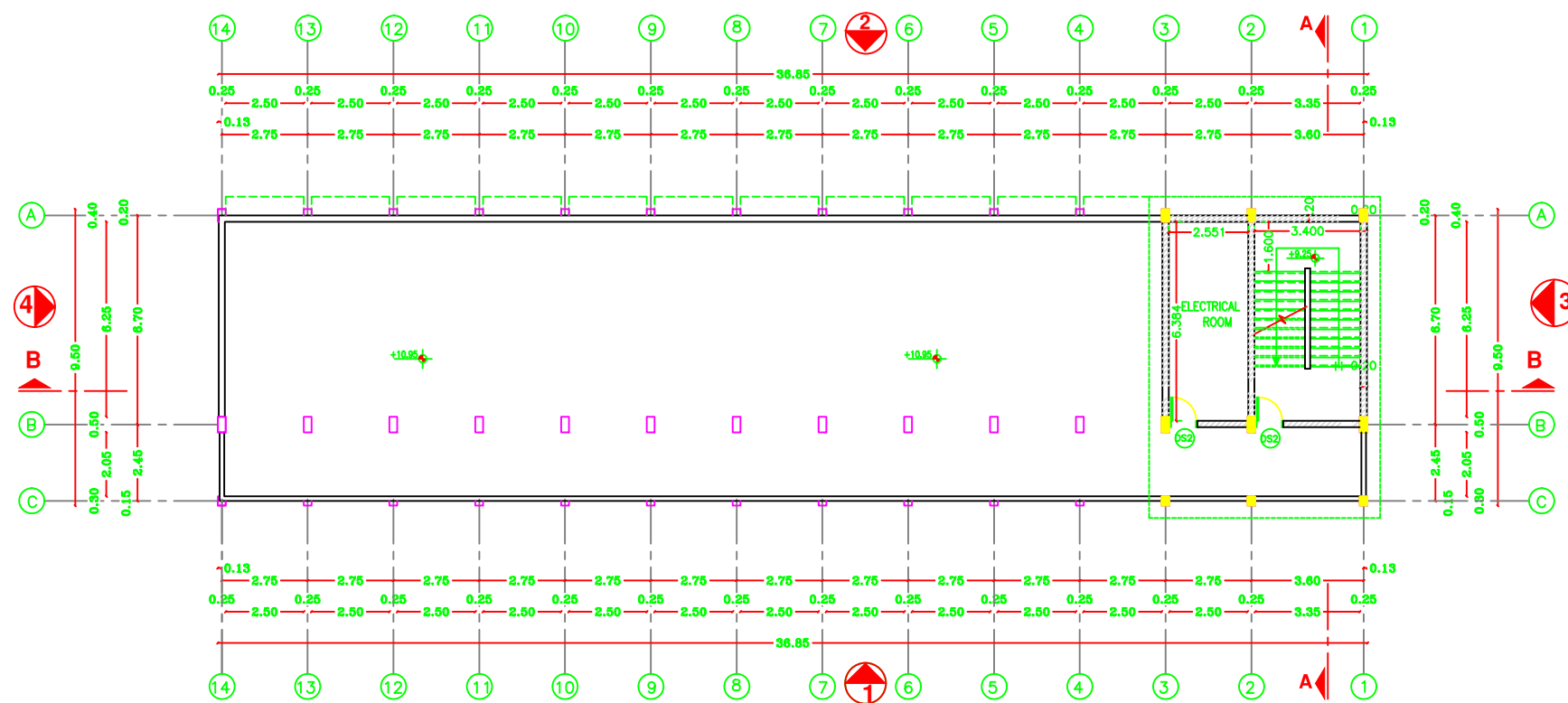
Drawing name

SECOND FLOOR PLAN

Scale  
To Fit

Drawing No.

A 02



ROOF FLOOR PLAN

NOTES:

- PE1 = PLASTER & EMULSION PAINT (CEILING)
- WP1 = PLASTER & EMULSION PAINT (WALLS)
- P1 = TERRAZO TILE SIZE 30X30X2.5CM MARBLE CHIPS
- SK1 = TERRAZO SKIRTING 1X7CM HIGH
- WP2 = CERAMIC WALL TILES UP TO LINTEL LEVEL & PLASTER AND EMULSION PAINT (WALLS)
- P2 = NONNE SLIP CERAMIC FLOOR TILES
- FFL(+0.00) IS THE FINISHED FLOOR LEVEL INDICATED IN THE SITE LAYOUT DRAWING.
- C1-ROUGH CONCRETE FINISH

FOR TENDER ONLY



PALESTINIAN NATIONAL AUTHORITY

DONATED BY



EDUCATION ABOVE ALL  
Al Fakhoora Programme

IMPLEMENTED BY



United Nations Development Programme  
Programme of Assistance the Palestinian People

Project Name

RIGHT TO EDUCATION

School name

Al Ma'ari Secondary Girls School

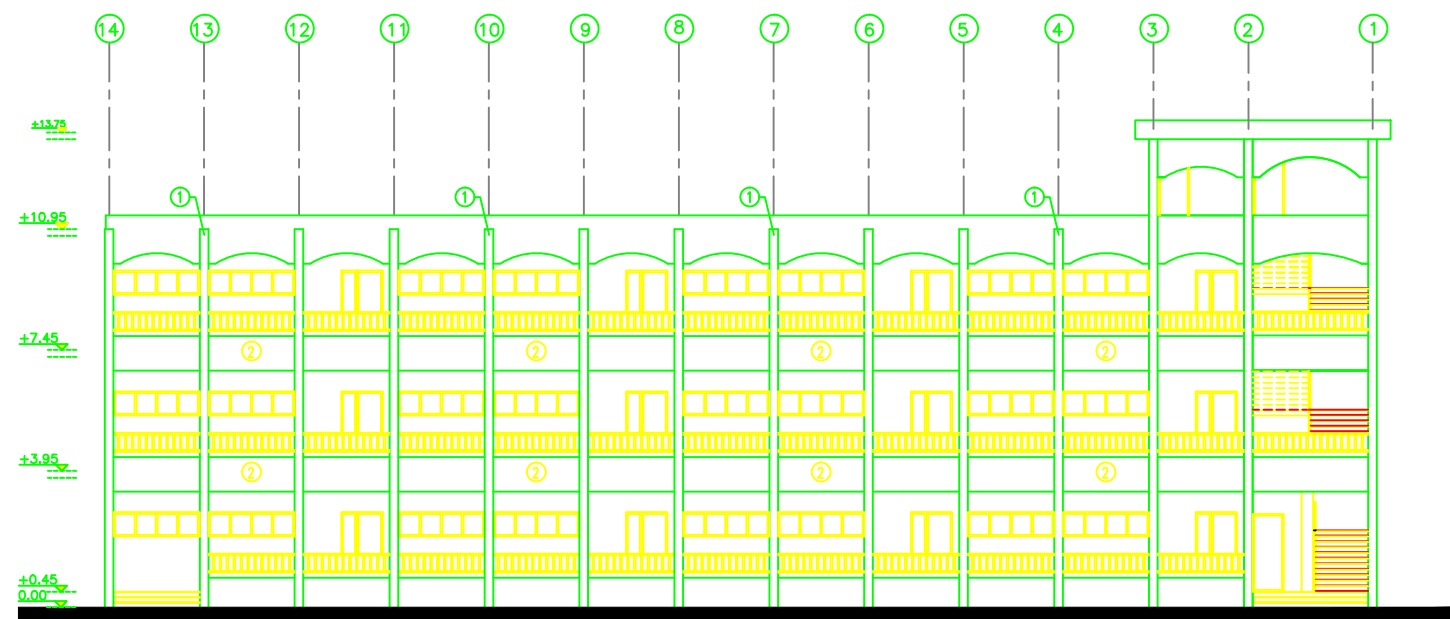
Drawing name

FIRST & SECOND FLOOR PLAN

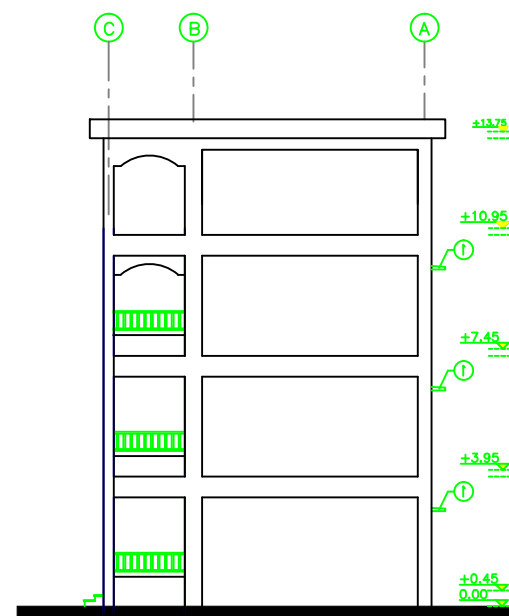
Scale  
To Fit

Drawing No.

A 03



ELEVATION 1



ELEVATION 3

## NOTES:

- PE1 = PLASTER & EMULSION PAINT (CEILING)
- WP1 = PLASTER & EMULSION PAINT (WALLS)
- P1 = TERRAZO TILE SIZE 30X30X2.5CM MARBLE CHIPS
- SK1 = TERRAZO SKIRTING 1X7CM HIGH
- WP2 = CERAMIC WALL TILES UP TO LINTEL LEVEL & PLASTER AND EMULSION PAINT (WALLS)
- P2 = NONNE SLIP CERAMIC FLOOR TILES
- FFL(+0.00) IS THE FINISHED FLOOR LEVEL INDICATED IN THE SITE LAYOUT DRAWING.
- C1-ROUGH CONCRETE FINISH

FOR TENDER ONLY



PALESTINIAN NATIONAL AUTHORITY

DONATED BY



EDUCATION ABOVE ALL  
Al Fakhroa Programme

IMPLEMENTED BY



United Nations Development Programme  
Programme of Assistance the Palestinian People

Project Name

RIGHT TO EDUCATION

School name

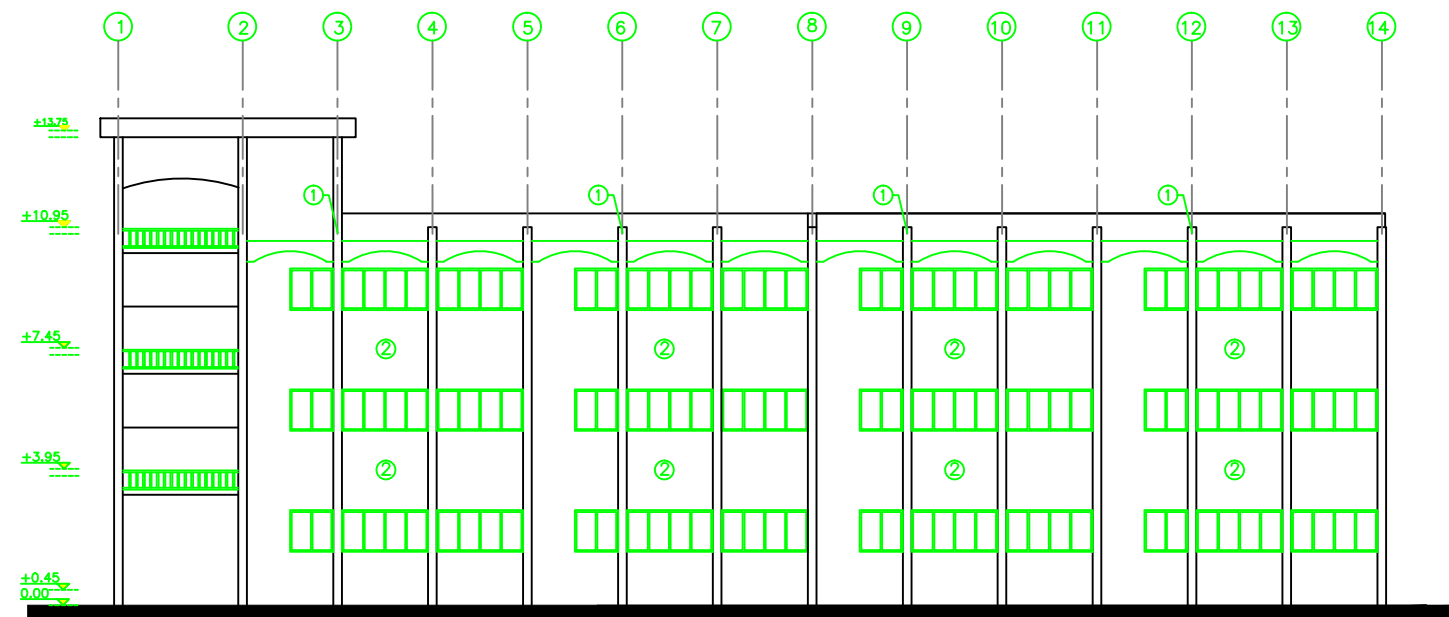
Al Ma'ari Secondary Girls School

Drawing name

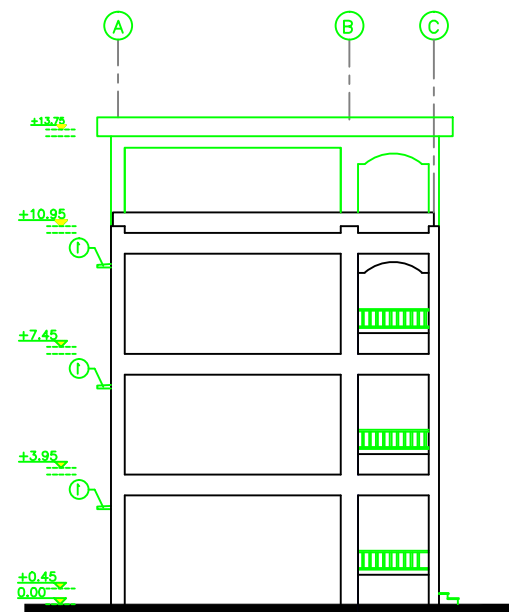
ELEVATION ( 1 , 3 )

Scale  
To Fit

Drawing No.  
A 04



ELEVATION 2



ELEVATION 4

#### NOTES:

- PE1 = PLASTER & EMULSION PAINT (CEILING)
- WP1 = PLASTER & EMULSION PAINT (WALLS)
- P1 = TERRAZO TILE SIZE 30X30X2.5CM MARBLE CHIPS
- SK1 = TERRAZO SKIRTING 1X7CM HIGH
- WP2 = CERAMIC WALL TILES UP TO LINTEL LEVEL & PLASTER AND EMULSION PAINT (WALLS)
- P2 = NONNE SLIP CERAMIC FLOOR TILES
- FFL(+0.00) IS THE FINISHED FLOOR LEVEL INDICATED IN THE SITE LAYOUT DRAWING.
- C1-ROUGH CONCRETE FINISH

FOR TENDER ONLY



PALESTINIAN NATIONAL AUTHORITY

DONATED BY



EDUCATION ABOVE ALL  
Al Fakhoora Programme

IMPLEMENTED BY



United Nations Development Programme  
Programme of Assistance the Palestinian People

Project Name

RIGHT TO EDUCATION

School name

Al Ma'ari Secondary Girls School

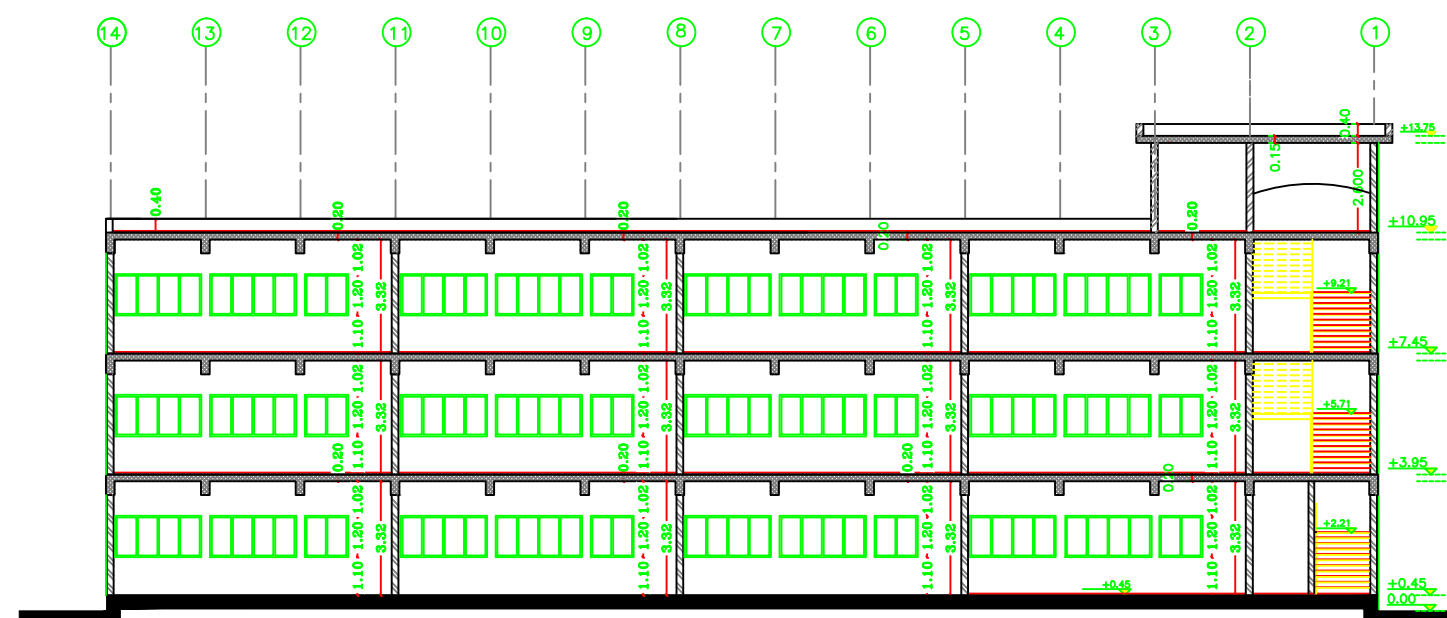
Drawing name

ELEVATION ( 2 , 4 )

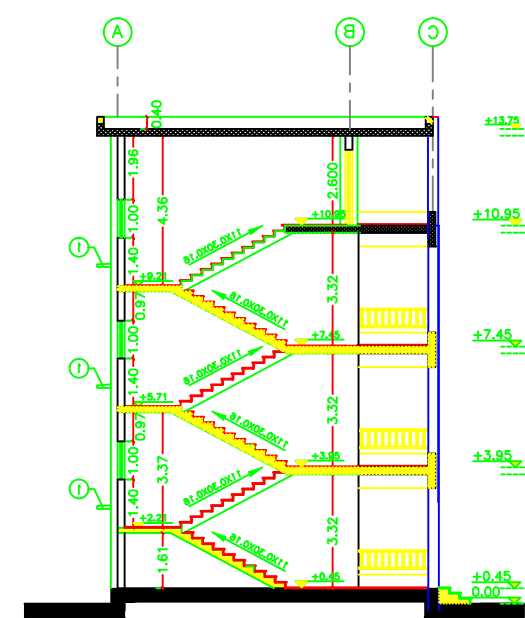
Scale  
To Fit

Drawing No.

A 05



SECTION B - B



SECTION A - A

NOTES:

- PE1 = PLASTER & EMULSION PAINT (CEILING)
- WP1 = PLASTER & EMULSION PAINT (WALLS)
- P1 = TERRAZO TILE SIZE 30X30X2.5CM MARBLE CHIPS
- SK1 = TERRAZO SKIRTING 1X7CM HIGH
- WP2 = CERAMIC WALL TILES UP TO LINTEL LEVEL & PLASTER AND EMULSION PAINT (WALLS)
- P2 = NONNE SLIP CERAMIC FLOOR TILES
- FFL(+0.00) IS THE FINISHED FLOOR LEVEL INDICATED IN THE SITE LAYOUT DRAWING.
- C1-ROUGH CONCRETE FINISH

FOR TENDER ONLY



PALESTINIAN NATIONAL AUTHORITY

DONATED BY



EDUCATION ABOVE ALL  
Al Fakhoora Programme

IMPLEMENTED BY



United Nations Development Programme  
Programme of Assistance the Palestinian People

Project Name

RIGHT TO EDUCATION

School name

Al Ma'ari Secondary Girls School

Drawing name

SECTION (A-A) AND (B-B)

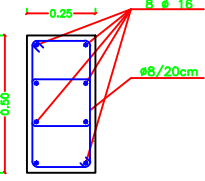
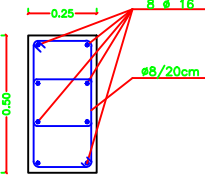
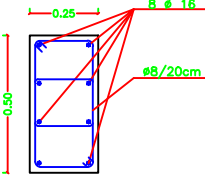
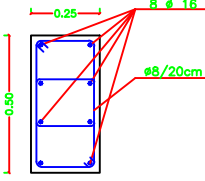
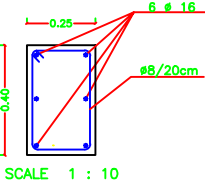
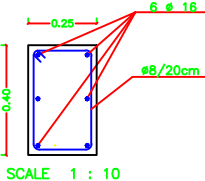
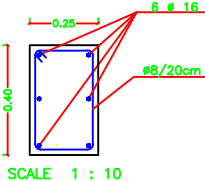
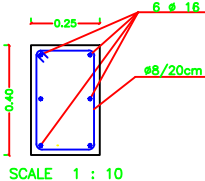
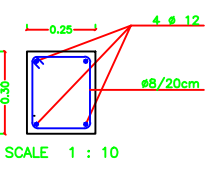
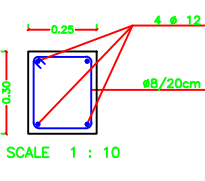
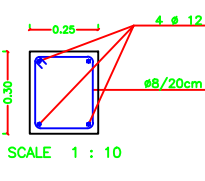
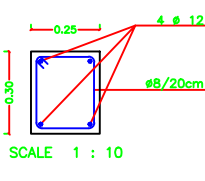
Scale

To Fit

Drawing No.

A 06

# Structural Drawings

TYPE	NECK COLUMNS	GROUND FLOOR COLUMNS	FIRST FLOOR COLUMNS	SECOND FLOOR COLUMNS
C1	 SCALE 1 : 10	 SCALE 1 : 10	 SCALE 1 : 10	 SCALE 1 : 10
C2	 SCALE 1 : 10	 SCALE 1 : 10	 SCALE 1 : 10	 SCALE 1 : 10
C3	 SCALE 1 : 10	 SCALE 1 : 10	 SCALE 1 : 10	 SCALE 1 : 10

NOTES:

- DESIGN BEARING CAPACITY IS 1.25 KG/CM2
- THE CONTRACTOR HAS TO CONDUCT SOIL INVESTIGATION TO ENSURE THIS ASSUMPTION
- EXCAVATION LEVEL SHOULD BE (-2.50) FROM THE LOWEST POINT FROM N.G.L. ( 1m ) SHOULD BE REBACK FILL OF COMPACTED KURKAR
- ALL CONCRETE IN CONTACT WITH SOIL SHOULD CONTAIN TYPE SULFATE RESISTANT CEMENT.
- CONCRETE COVER FOR FOUNDATION = 5CM THICK
- CONCRETE COVER FOR INTERNAL WORK = 2.5CM
- CONCRETE COVER FOR EXTERNAL WORK = 3.5CM
- ALL THE CONCRETE UP THE PLINTH LEVEL MUST BE COATED WITH TWO COATS OF HOT BETUMIN.
- READY MIX CONCRETE MUST BE APPROVED BY THE ENGINEER
- BACKFILLING MUST BE CARRIED OUT IN LAYERS 25CM THICK EACH LAYER (WATERED AND COMPACTED)
- N.G.L. WILL BE FIXED BY THE ENGINEER
- CONCRETE CURB CRUSHING STRENGTH AFTER 28 DAYS
  - B = 25N/MM2 , FOR BEAMS & SLABS
  - B = 30N/MM2 , FOR COLUMNS
- RIBBED HIGH YIELD STEEL FY=410N/MM2
- MILD YIELD STEEL FY=250N/MM2
- FOUNDATION WAS DESIGNED TO HAVE GROUND FLOOR, FIRST , SECOND & THIRD FLOORS ONLY.
- STANDARD RADII OF BENDS AND HOOKS AS GIVEN BELOW TO BE USED UNLESS SPECIFICALLY SHOWN OTHERWISE



BAR SIZE	GRADE 250 (TYPE AND GRADE R)	GRADE 410 (TYPE AND GRADE L)
D	R	R
6	12	18
8	16	24
10	20	30
12	24	36
14	28	42
16	32	48
18	36	54
20	40	60
25	50	100



PALESTINIAN NATIONAL AUTHORITY

DONATED BY



EDUCATION ABOVE ALL  
Al Fakhoora Programme

IMPLEMENTED BY



United Nations Development Programme  
Programme of Assistance the Palestinian People

Project Name

RIGHT TO EDUCATION

School name

ALMARYI SECONDARY GIRLS SCHOOL

Drawing name

COLUMN DETAILS

Symbol

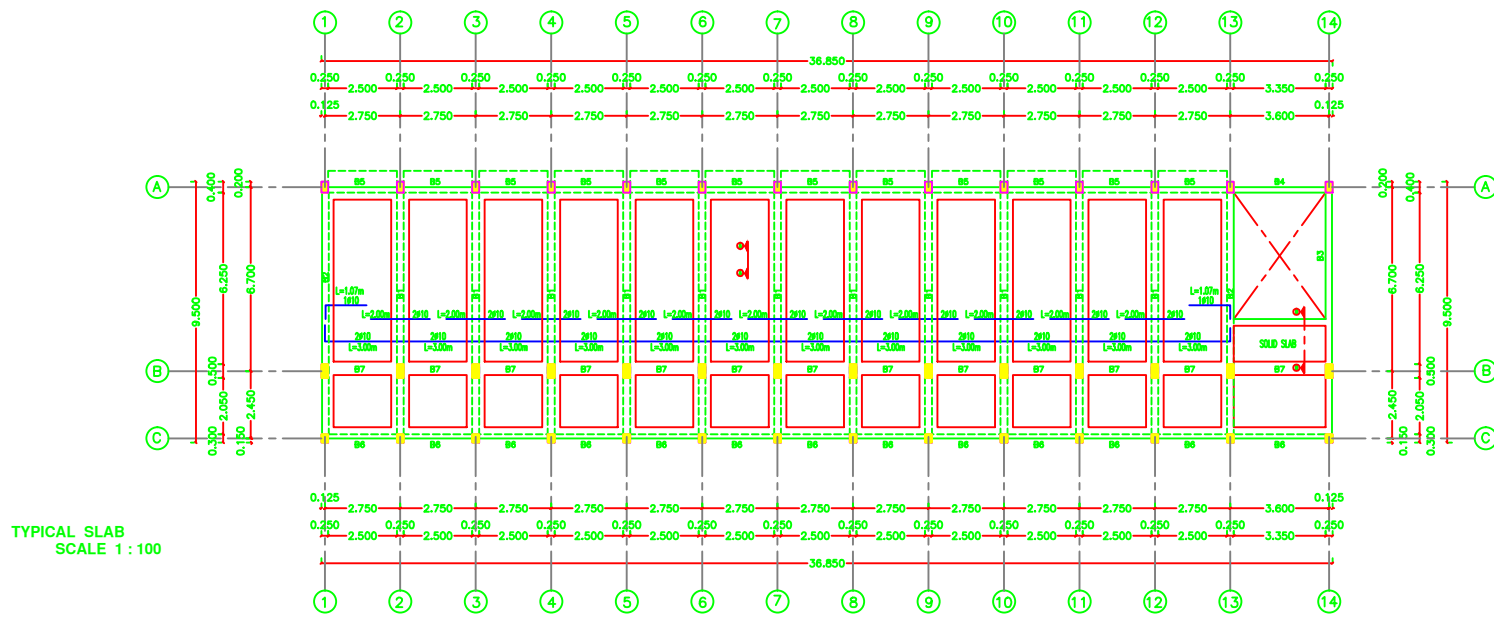
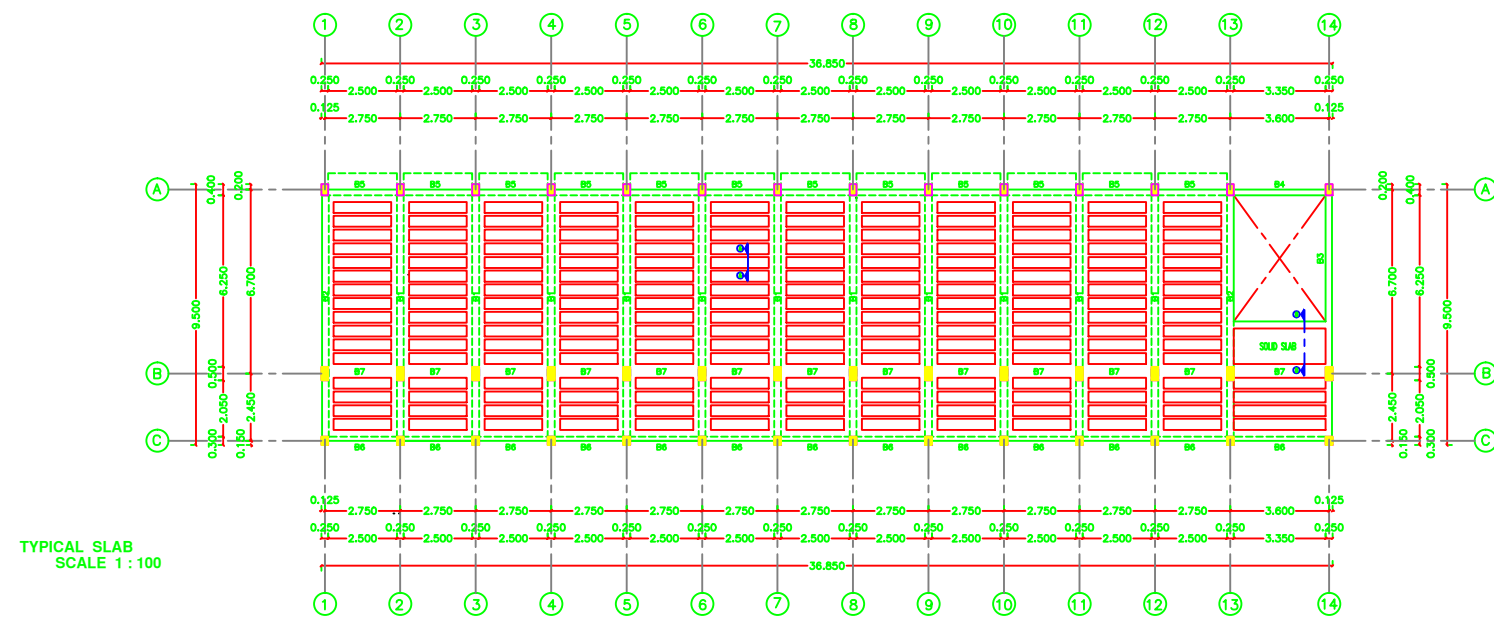
Drawing No.

RES

S01

Rev. No.

R1



## NOTES:

- DESIGN BEARING CAPACITY IS 1.25 KG/CM2. THE CONTRACTOR HAS TO CONDUCT SOIL INVESTIGATION TO ENSURE THIS ASSUMPTION.
- EXCAVATION LEVEL SHOULD BE (-2.50) FROM THE LOWEST POINT FROM N.G.L. (1m) SHOULD BE REBACK FILL OF COMPACTED KURKAR.
- ALL CONCRETE IN CONTACT WITH SOIL SHOULD CONTAIN TYPE SULFATE RESISTANT CEMENT.
- CONCRETE COVER FOR FOUNDATION = 5CM THICK.
- CONCRETE COVER FOR INTERNAL WORK = 2.5CM.
- CONCRETE COVER FOR EXTERNAL WORK = 3.5CM.
- ALL THE CONCRETE UP THE FINISH LEVEL MUST BE COATED WITH TWO COATS OF HOT BITUMIN.
- READY MIX CONCRETE MUST BE APPROVED BY THE ENGINEER.
- BACKFILLING MUST BE CARRIED OUT IN LAYERS 25CM THICK EACH LAYER (WATERED AND COMPACTED).
- N.G.L. WILL BE FIXED BY THE ENGINEER.
- CONCRETE CURB CRUSHING STRENGTH AFTER 28 DAYS
- B = 25N/MM2, FOR BEAMS & SLABS
- B = 30N/MM2, FOR COLUMNS
- RIBBED HIGH YIELD STEEL FY=410N/MM2
- MILD YIELD STEEL FY=250N/MM2
- FOUNDATION WAS DESIGNED TO HAVE GROUND FLOOR, FIRST, SECOND & THIRD FLOORS ONLY.
- STANDARD RADII OF BENDS AND HOOKS AS GIVEN BELOW TO BE USED UNLESS SPECIFICALLY SHOWN OTHERWISE.



BAR SIZE	GRADE 250 (TYPE AND GRADE R)	GRADE 410 (TYPE AND GRADE L)
D	R	R
6	12	18
8	16	24
10	20	30
12	24	36
14	28	42
16	32	48
18	36	54
20	40	60
25	50	100



PALESTINIAN NATIONAL AUTHORITY

DONATED BY



EDUCATION ABOVE ALL  
Al Fakhroo Programme

IMPLEMENTED BY



United Nations Development Programme  
Programme of Assistance the Palestinian People

Project Name

RIGHT TO EDUCATION

School name

ALMARIYI SECONDARY GIRLS SCHOOL

Drawing name

TYPICAL SLAB

Symbol

RES

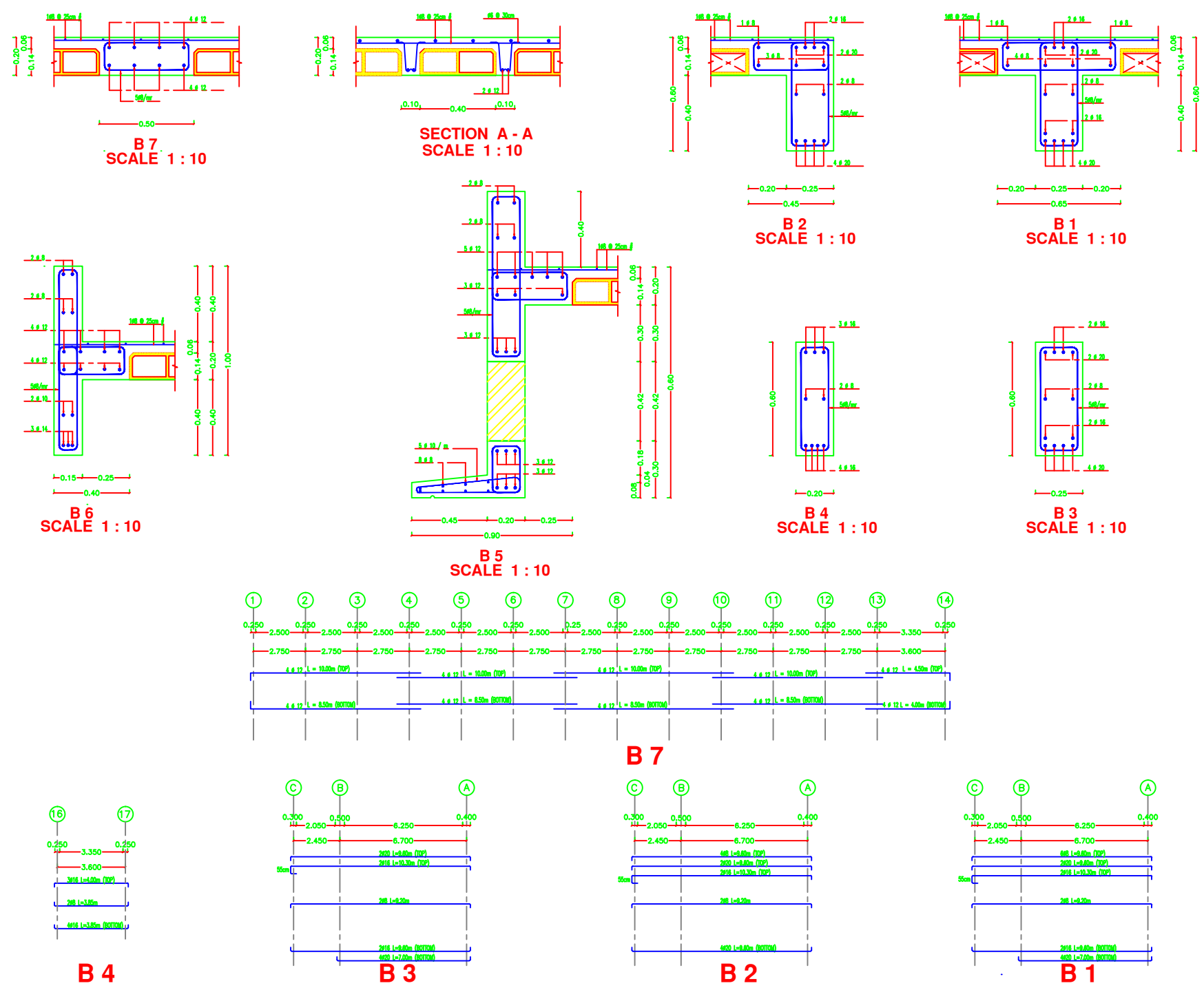
Drawing No.

S02

Rev. No.

R1





**NOTES:**

- DESIGN BEARING CAPACITY IS 1.25 KG/CM2
- THE CONTRACTOR HAS TO CONDUCT SOIL INVESTIGATION TO ENSURE THIS ASSUMPTION
- EXCAVATION LEVEL SHOULD BE (-2.50) FROM THE LOWEST POINT FROM N.G.L. (1m) SHOULD BE REBACK FILL OF COMPACTED KURKAR
- ALL CONCRETE IN CONTACT WITH SOIL SHOULD CONTAIN TYPE SULFATE RESISTANT CEMENT.
- CONCRETE COVER FOR FOUNDATION = 5CM THICK
- CONCRETE COVER FOR INTERNAL WORK = 2.5CM
- CONCRETE COVER FOR EXTERNAL WORK = 3.5CM
- ALL THE CONCRETE UP THE PLINTH LEVEL MUST BE COATED WITH TWO COATS OF HOT BITUMIN.
- READY MIX CONCRETE MUST BE APPROVED BY THE ENGINEER
- BACKFILLING MUST BE CARRIED OUT IN LAYERS 25CM THICK EACH LAYER (WATERED AND COMPACTED)
- N.G.L. WILL BE FIXED BY THE ENGINEER
- CONCRETE CURB CRUSHING STRENGTH AFTER 28 DAYS
  - B = 25N/MM2 , FOR BEAMS & SLABS
  - B = 30N/MM2 , FOR COLUMNS
- RIBBED HIGH YIELD STEEL FY=410N/MM2
- MILD YIELD STEEL FY=250N/MM2
- FOUNDATION WAS DESIGNED TO HAVE GROUND FLOOR, FIRST , SECOND & THIRD FLOORS ONLY
- STANDARD RADII OF BENDS AND HOOKS AS GIVEN BELOW TO BE USED UNLESS SPECIFICALLY SHOWN OTHERWISE

**BENDS**

**HOOKS**

BAR SIZE	GRADE 250 (TYPE AND GRADE R)	GRADE 410 (TYPE AND GRADE L)
D	R	R
6	12	18
8	16	24
10	20	30
12	24	36
14	28	42
16	32	48
18	36	54
20	40	60
25	50	100

PALESTINIAN NATIONAL AUTHORITY

DONATED BY

EDUCATION ABOVE ALL  
Al Fakhoora Programme

IMPLEMENTED BY

United Nations Development Programme  
Programme of Assistance the Palestinian People

Project Name

RIGHT TO EDUCATION

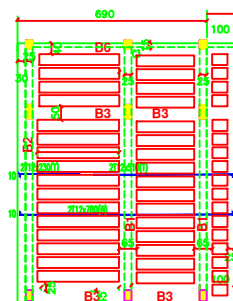
School name

ALMARIYI SECONDARY GIRLS SCHOOL

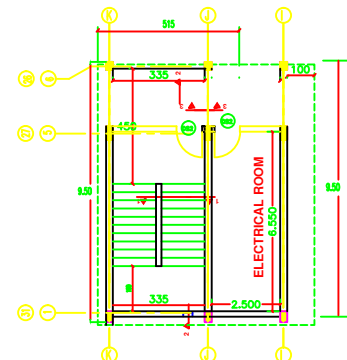
Drawing name

TYPICAL SLAB DETAILS

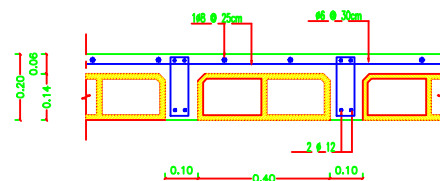
Symbol	Drawing No.	Rev. No.
RES	S03	R1



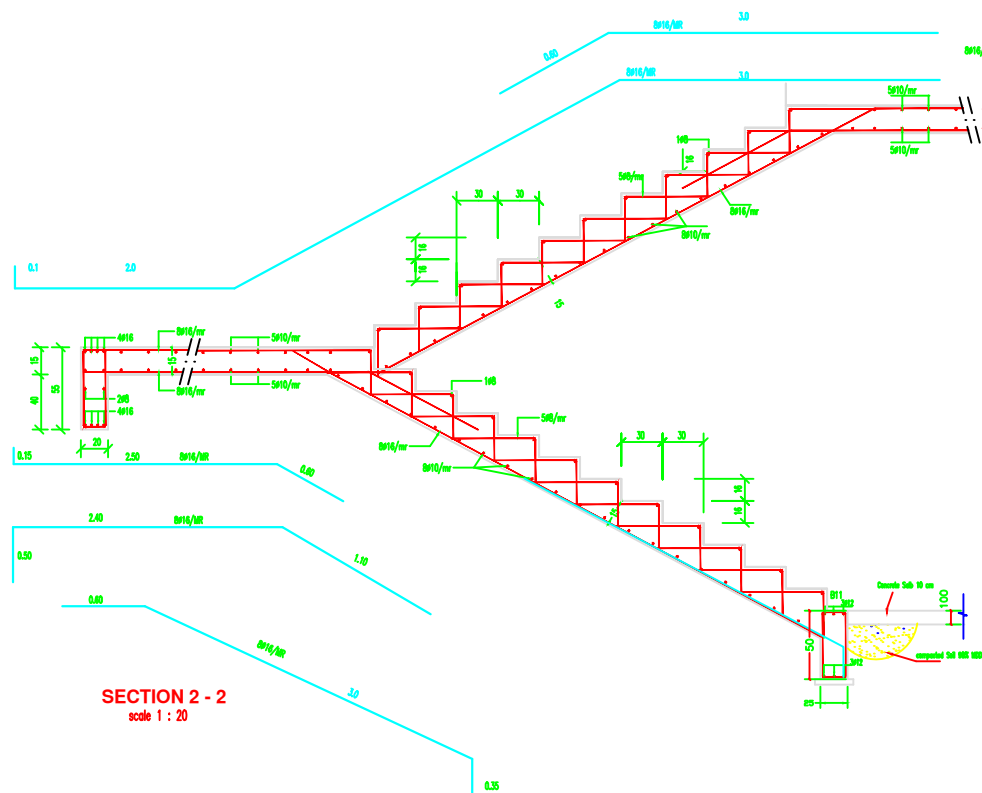
STAIR CASE SLAB  
scale 1 : 100



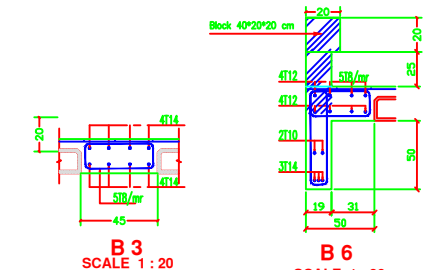
STAIR CASE PLAN  
scale 1 : 100



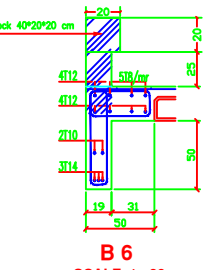
SLAB DETAIL  
scale 1 : 100



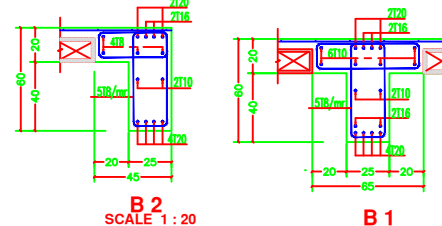
SECTION 2 - 2  
scale 1 : 20



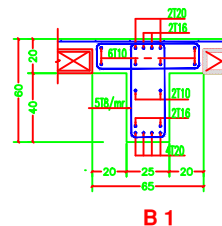
B 3  
SCALE 1 : 20



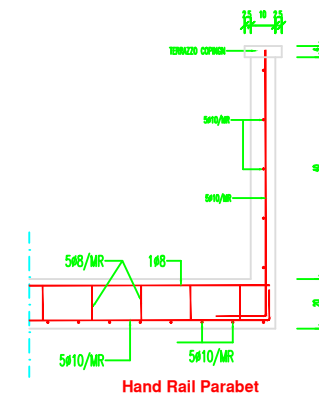
B 6  
SCALE 1 : 20



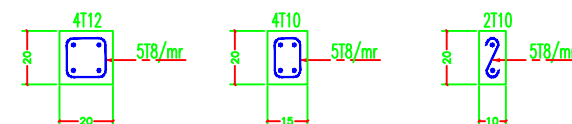
B 2  
SCALE 1 : 20



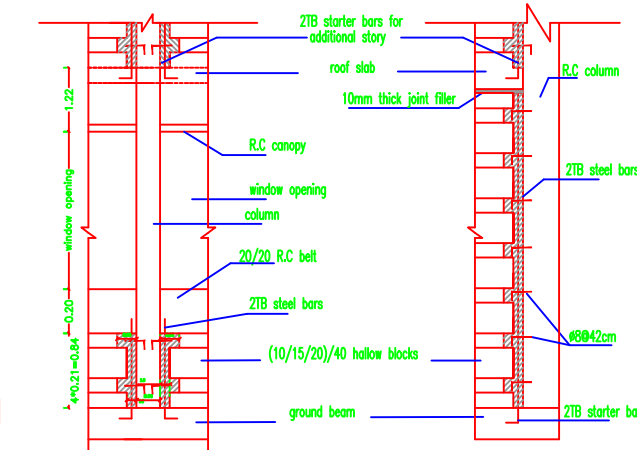
B 1  
SCALE 1 : 20



Hand Rail Parabet



LENTILS DETAIL  
SCALE 1 : 20



CONCRETE FILET BETWEEN BLOCK WALLS & COLUMNS

## NOTES:

- DESIGN BEARING CAPACITY IS 1.25 KG/CM2
- THE CONTRACTOR HAS TO CONDUCT SOIL INVESTIGATION TO ENSURE THIS ASSUMPTION
- EXCAVATION LEVEL SHOULD BE (-2.50) FROM THE LOWEST POINT FROM N.G.L. (1m) SHOULD BE REBACK FILL OF COMPACTED KURKAR
- ALL CONCRETE IN CONTACT WITH SOIL SHOULD CONTAIN TYPE SULFATE RESISTANT CEMENT.
- CONCRETE COVER FOR FOUNDATION = 5CM THICK
- CONCRETE COVER FOR INTERNAL WORK = 2.5CM
- CONCRETE COVER FOR EXTERNAL WORK = 3.5CM
- ALL THE CONCRETE UP THE FINISH LEVEL MUST BE COATED WITH TWO COATS OF HOT BETUMIN.
- READY MIX CONCRETE MUST BE APPROVED BY THE ENGINEER
- BACKFILLING MUST BE CARRIED OUT IN LAYERS 25CM THICK EACH LAYER (WATERED AND COMPACTED)
- N.G.L. WILL BE FIXED BY THE ENGINEER
- CONCRETE CURB CRUSHING STRENGTH AFTER 28 DAYS
- B = 25N/MM2 , FOR BEAMS & SLABS
- B = 30N/MM2 , FOR COLUMNS
- RIBBED HIGH YIELD STEEL FY=410N/MM2
- MILD YIELD STEEL FY=250N/MM2
- FOUNDATION WAS DESIGNED TO HAVE GROUND FLOOR, FIRST , SECOND & THIRD FLOORS ONLY
- STANDARD RADII OF BENDS AND HOOKS AS GIVEN BELOW TO BE USED UNLESS SPECIFICALLY SHOWN OTHERWISE

BAR SIZE	GRADE 250 (TYPE AND GRADE R)		GRADE 410 (TYPE AND GRADE L)	
	D	R	D	R
6	12	18	12	18
8	16	24	16	24
10	20	30	20	30
12	24	36	24	36
14	28	42	28	42
16	32	48	32	48
18	36	54	36	54
20	40	60	40	60
25	50	100	50	100



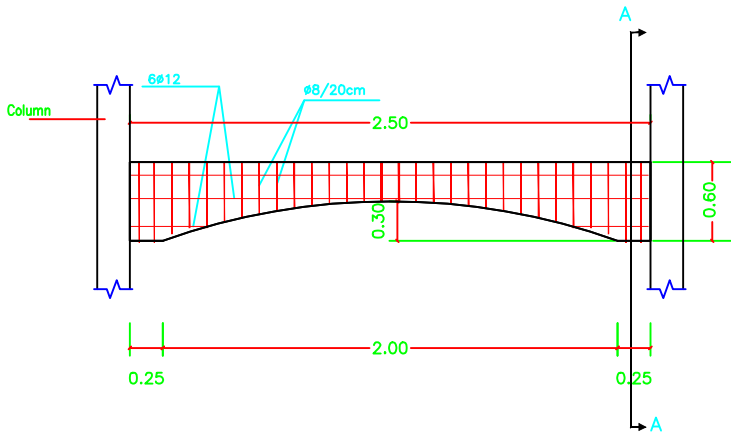
Project Name  
**RIGHT TO EDUCATION**

School name  
ALMARIYI SECONDARY GIRLS SCHOOL

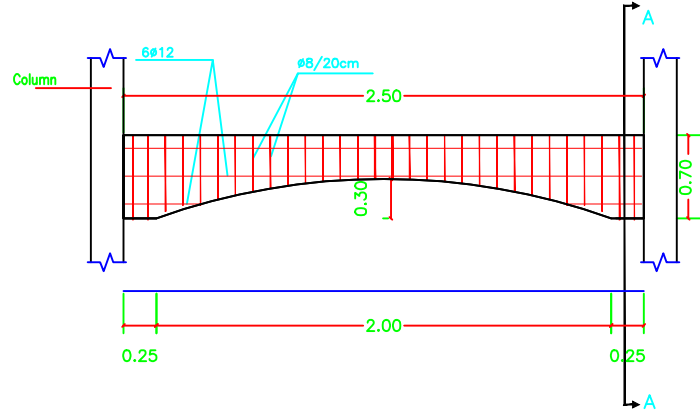
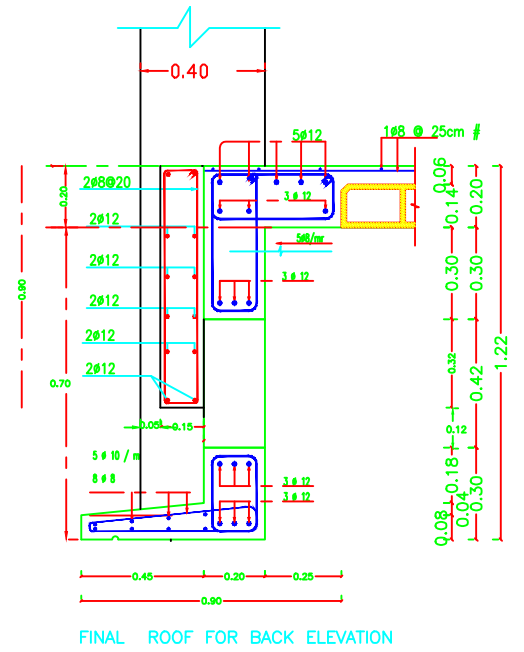
Drawing name  
STAIR DETAILS

Symbol	Drawing No.	Rev. No.
RES	S04	R1

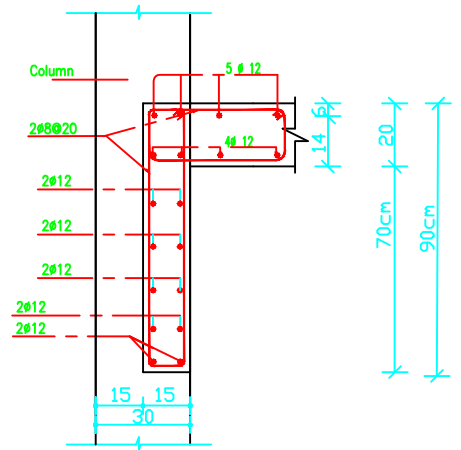
The Contractor has to submit detailed Shop Drawings of all works for approval Of the supervisor Engineer



Details of Arches in Second Floor Back Elevations  
SCALE 1:50



Details of Arches in Second Floor Front Elevations  
SCALE 1:50



Section A-A  
Details of Arches in Second Floor Front Elevations

## NOTES:

- DESIGN BEARING CAPACITY IS 1.25 KG/CM2. THE CONTRACTOR HAS TO CONDUCT SOIL INVESTIGATION TO ENSURE THIS ASSUMPTION .
- EXCAVATION LEVEL SHOULD BE (-2.50) FROM THE LOWEST POINT FROM N.G.L. (-1m) SHOULD BE REBACK FILL OF COMPACTED KURKAR.
- ALL CONCRETE IN CONTACT WITH SOIL SHOULD CONTAIN TYPE SULFATE RESISTANT CEMENT.
- CONCRETE COVER FOR FOUNDATION = 5CM THICK
- CONCRETE COVER FOR INTERNAL WORK = 2.5CM
- CONCRETE COVER FOR EXTERNAL WORK = 3.5CM
- ALL THE CONCRETE UP TO THE PLINTH LEVEL MUST BE COATED WITH TWO COATS OF HOT BITUMEN.
- READY MIX CONCRETE MUST BE APPROVED BY THE ENGINEER.
- BACKFILLING MUST BE CARRIED OUT IN LAYERS 25CM THICK EACH LAYER (WATERED AND COMPACTED)
- N.G.L WILL BE FIXED BY THE ENGINEER
- CONCRETE CUBE CRUSHING STRENGTH AFTER 28 DAYS  
B = 25N/MM2 , FOR BEAMS & SLABS  
B = 30N/MM2 , FOR COLUMNS
- RIBBED HIGH YIELD STEEL FY=410N/MM2
- MILD YIELD STEEL FY=250N/MM2
- FOUNDATION WAS DESIGNED TO HAVE GROUND FLOOR, FIRST , SECOND & THIRD FLOORS ONLY.
- STANDERD RADII OF BENDS AND HOOKS AS GIVEN BELOW TO BE USED UNLESS SPECIFICALLY SHOWN OTHERWISE.



BAR SIZE	GRADE 250 (TYPE AND GRADE R)	GRADE 410 (TYPE AND GRADE L)
D	R	R
6	12	18
8	16	24
10	20	30
12	24	36
14	28	42
16	32	48
18	36	54
20	40	60
25	50	100



PALESTINIAN NATIONAL AUTHORITY

DONATED BY



EDUCATION ABOVE ALL  
Al Fakhoora Programme

IMPLEMENTED BY



United Nations Development Programme  
Programme of Assistance the Palestinian People

Project Name

RIGHT TO EDUCATION

School name

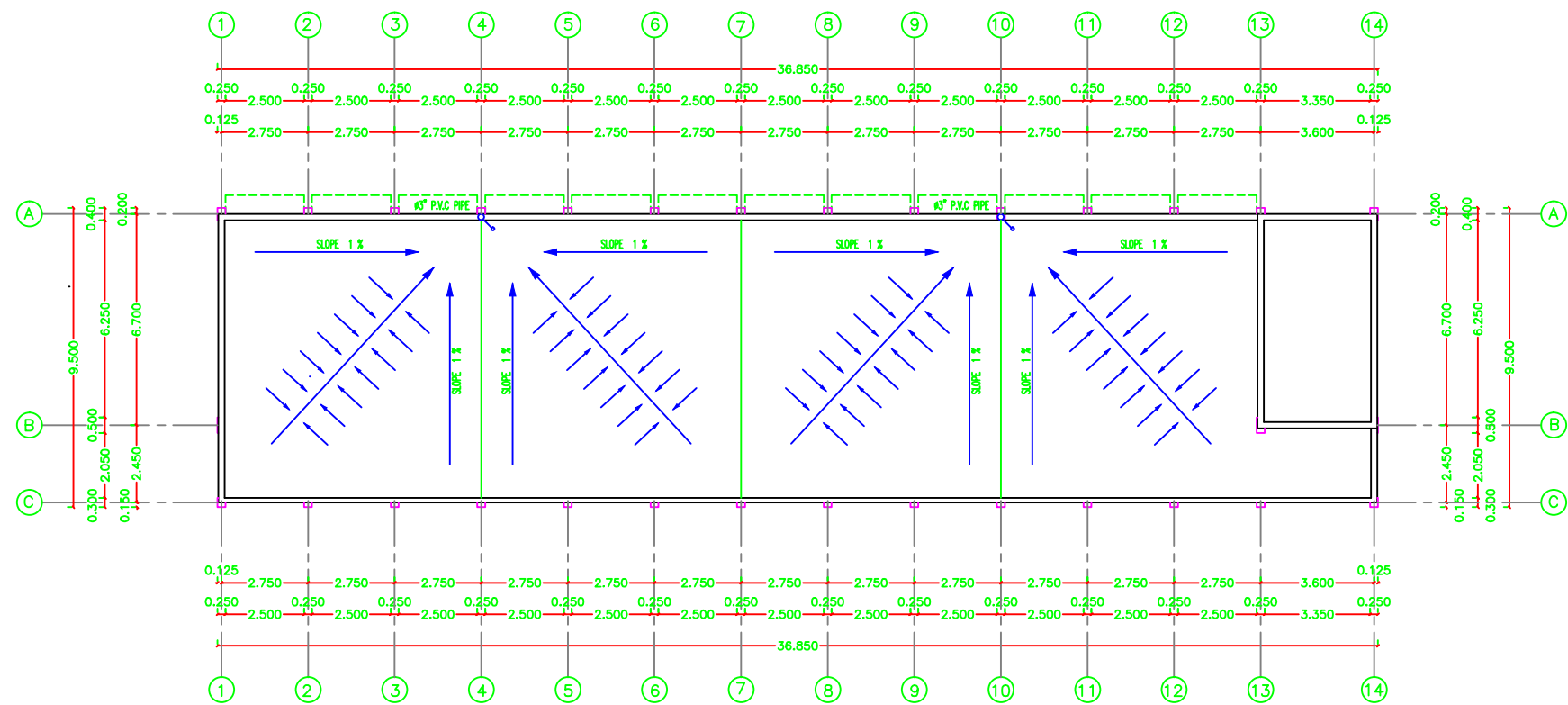
ALMA'RYI SECONDARY GIRLS SCHOOL

Drawing name

ARCH DETAILS

Symbol	Drawing No.	Rev. No.
RES	S05	R1


# Mechanical Drawings



DRAINAGE PLAN  
SCALE 1 : 100

#### NOTES:

-FFL(+0.00) IS THE FINISHED FLOOR LEVEL INDICATED  
IN THE SITE LAYOUT DRAWING.  
C1-ROUGH CONCRETE FINISH



PALESTINIAN NATIONAL AUTHORITY

DONATED BY



EDUCATION ABOVE ALL  
Al Fakhoora Programme

IMPLEMENTED BY



United Nations Development Programme  
Programme of Assistance the Palestinian People

Project Name

RIGHT TO EDUCATION

School name

ALMA'RYI SECONDARY GIRLS SCHOOL

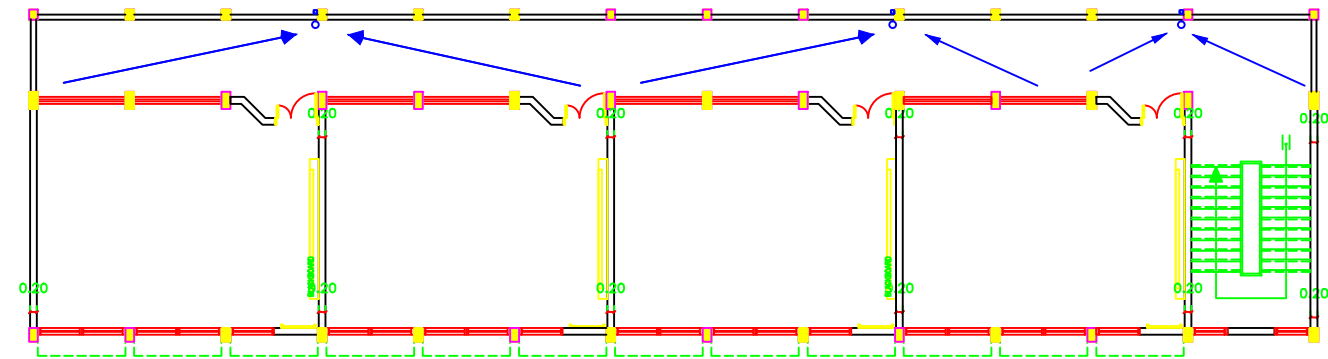
Drawing name

MECHANICAL WORKS

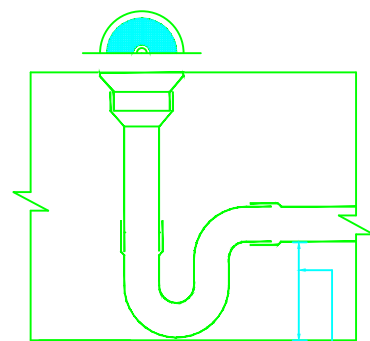
Symbol  
RES

Drawing No.  
M 01

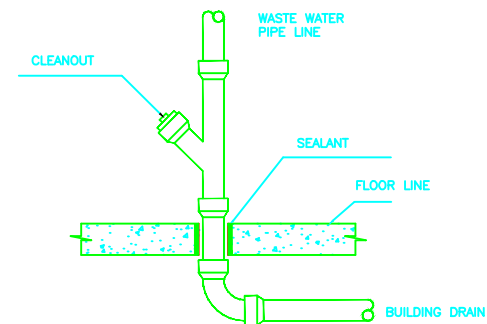
Rev. No.  
R1



GROUND FIRST & SECOND FLOOR SANITARY PLAN




TRAP SEAL MUST BE AT LEAST 15 cm  
TYPICAL FLOOR DRAIN TRAP



DRAINAGE PIPE CONNECTION DETAIL

NOTES:

-FFL(+0.00) IS THE FINISHED FLOOR LEVEL INDICATED  
IN THE SITE LAYOUT DRAWING.  
C1-ROUGH CONCRETE FINISH



PALESTINIAN NATIONAL AUTHORITY

DONATED BY



EDUCATION ABOVE ALL  
Al Fakhoora Programme

IMPLEMENTED BY



United Nations Development Programme  
Programme of Assistance the Palestinian People

Project Name

RIGHT TO EDUCATION

School name

ALMA'RYI SECONDARY GIRLS SCHOOL

Drawing name

CORRIDOR FLOOR TRABE

Symbol	Drawing No.	Rev. No.
RES	M02	01

# Electrical Drawings



كلوب مربع لرقم البيت	
نجفة مثبتة في السقف	
نجفة مثبتة في الحائط	
مصباح سقف عادي معلق	
مصباح حائط عادي	
مصباح حائط خافت	
مصباح البقعة	
مصباح مرآة الحمام	
مروحة سقف	
مروحة شفت	
مدفأة حمام	
مفتاح مروحة سقف	
مفتاح مدفأة الحمام	
مفتاح سخان الحمام	
وحدة الانتركوم الداخلية	
وحدة الانتركوم الخارجية	
لوحة توزيع كهرباء رئيسية	
لوحة توزيع كهرباء فرعية	
لوحة توزيع اتصالات رئيسية	
لوحة توزيع اتصالات فرعية	

## جدول الرموز الكهربائية

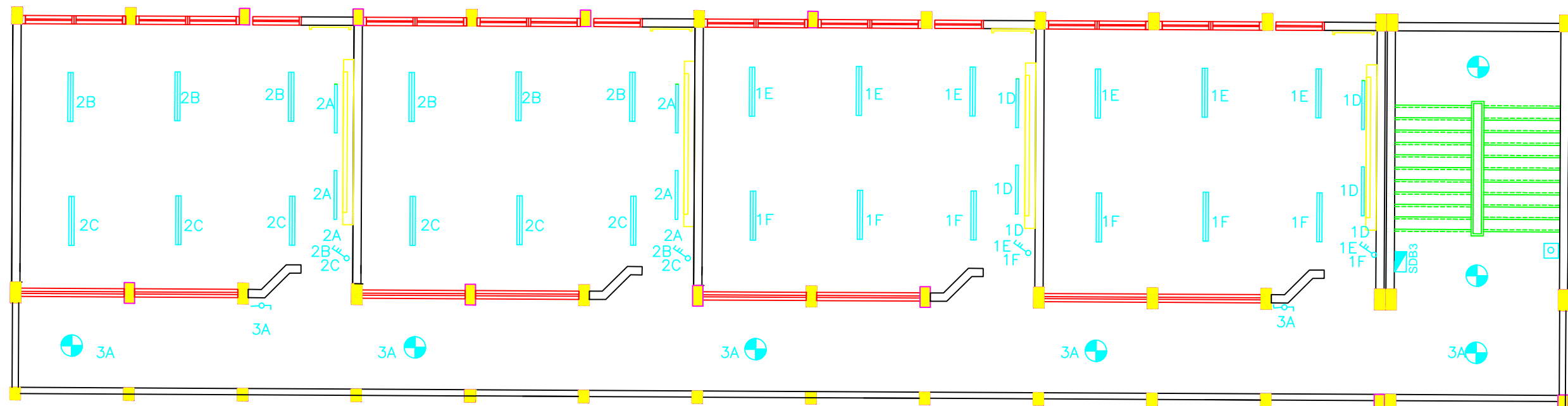
الرمز	البيان
	مفتاح كهرباء مفرد
	مفتاح كهرباء مزدوج
	مفتاح ثلاثي
	ضاغط جرس
	ضاغط انارة الدرج
	جرس كهرباء
	مخرج كهرباء عادي
	مخرج كهرباء بغطاء
	مخرج كهرباء عادي ٣ فاز
	مخرج كهرباء بغطاء ٣ فاز
	مخرج كهرباء بمفتاح لزوم مكيف
	مخرج سائلايت
	مخرج تليفون
	مصباح فلورسنت مفرد
	مصباح فلورسنت مزدوج
	مصباح فلورسنت مستطيل شاحن
	مصباح حائط دائري
	كلوب دائري
	كلوب كروي مائل

## NOTES

4			
3			
2			
1			
No.	Description	Date	By
Revisions			
Designed	ENG. ALAA SHALABY		
Checked	UNDP		
Approved	UNDP		
Date	25/02/2015	Scale	

PALESTINIAN NATIONAL AUTHORITY		
		
DONATED BY:		
IMPLEMENTED BY:		
		
PROJECT:-		
RIGHT TO EDUCATION Al Ma'ari Primary Girls School		
Keys of Electricity		
Symbol	Drawing No.:	Rev. No.
RES	E 01	R1





# THIRD FLOOR LIGHTING PLAN

NOTES

4			
3			
2			
1			
No.	Description	Date	By


Revisions

Designed	ENG. ALAA SHALABY	
Checked	UNDP	
Approved	UNDP	
Date	25/02/2015	Scale

PALESTINIAN NATIONAL AUTHORITY

DONATED BY:

IMPLEMENTED BY:

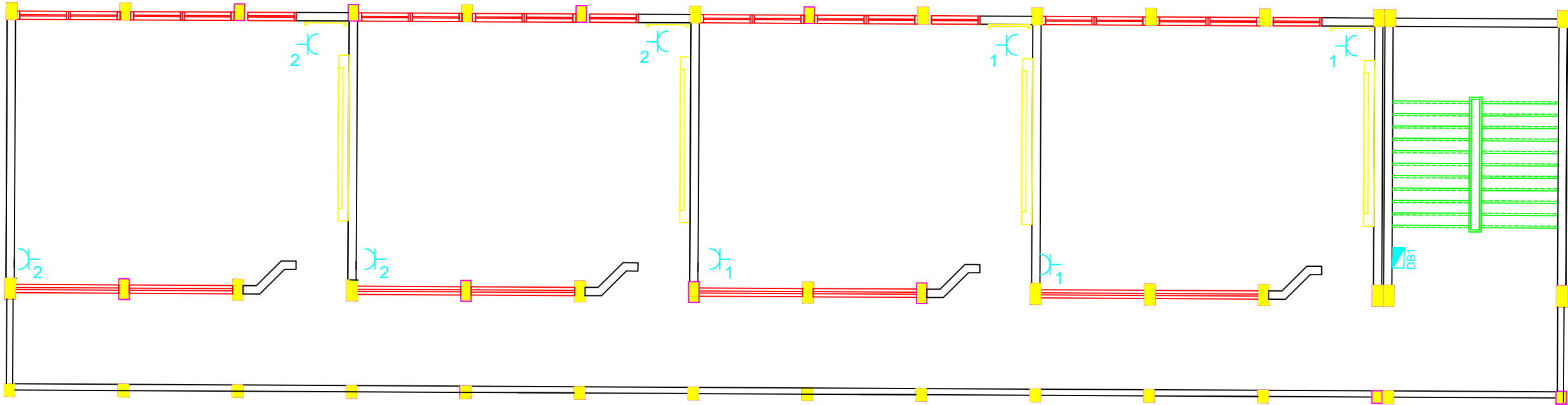


PROJECT:-

RIGHT TO EDUCATION  
Al Ma'ari Primary Girls School

LIGHTING PLAN

Symbol	Drawing No.:	Rev. No.
RES	E 02	R1




THIRD FLOOR POWER SOCKET PLAN

NOTES

4			
3			
2			
1			
No.	Description	Date	By
Revisions			
Designed	ENG. ALAA SHALABY		
Checked	UNDP		
Approved	UNDP		
Date	25/02/2015	Scale	

PALESTINIAN NATIONAL AUTHORITY

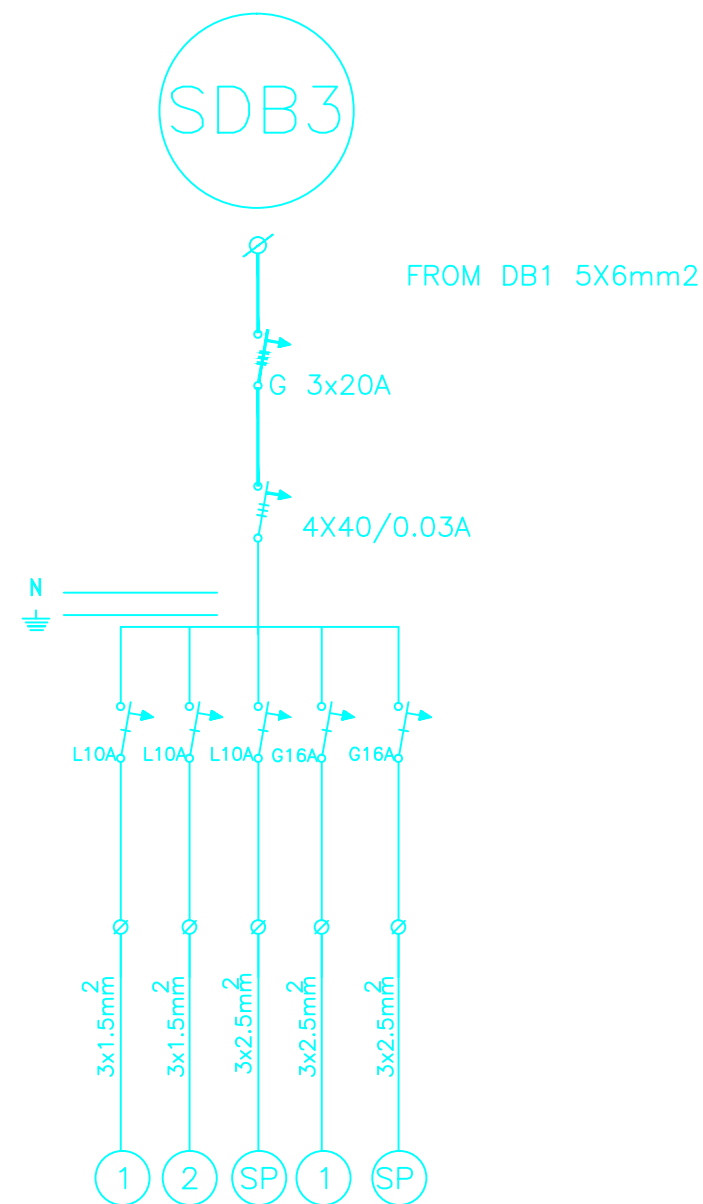
DONATED BY:

IMPLEMENTED BY:  


PROJECT:-  
RIGHT TO EDUCATION  
Al Ma'ari Primary Girls School

POWER SOCKET PLAN

Symbol	Drawing No.:	Rev. No.
RES	E 03	R1



(SDB3) SINGLE LINE DIAGRAM

NOTES

4			
3			
2			
1			
No.	Description	Date	By
Revisions			
Designed	ENG. ALAA SHALABY		
Checked	UNDP		
Approved	UNDP		
Date	25/02/2015	Scale	

PALESTINIAN NATIONAL AUTHORITY



DONATED BY:

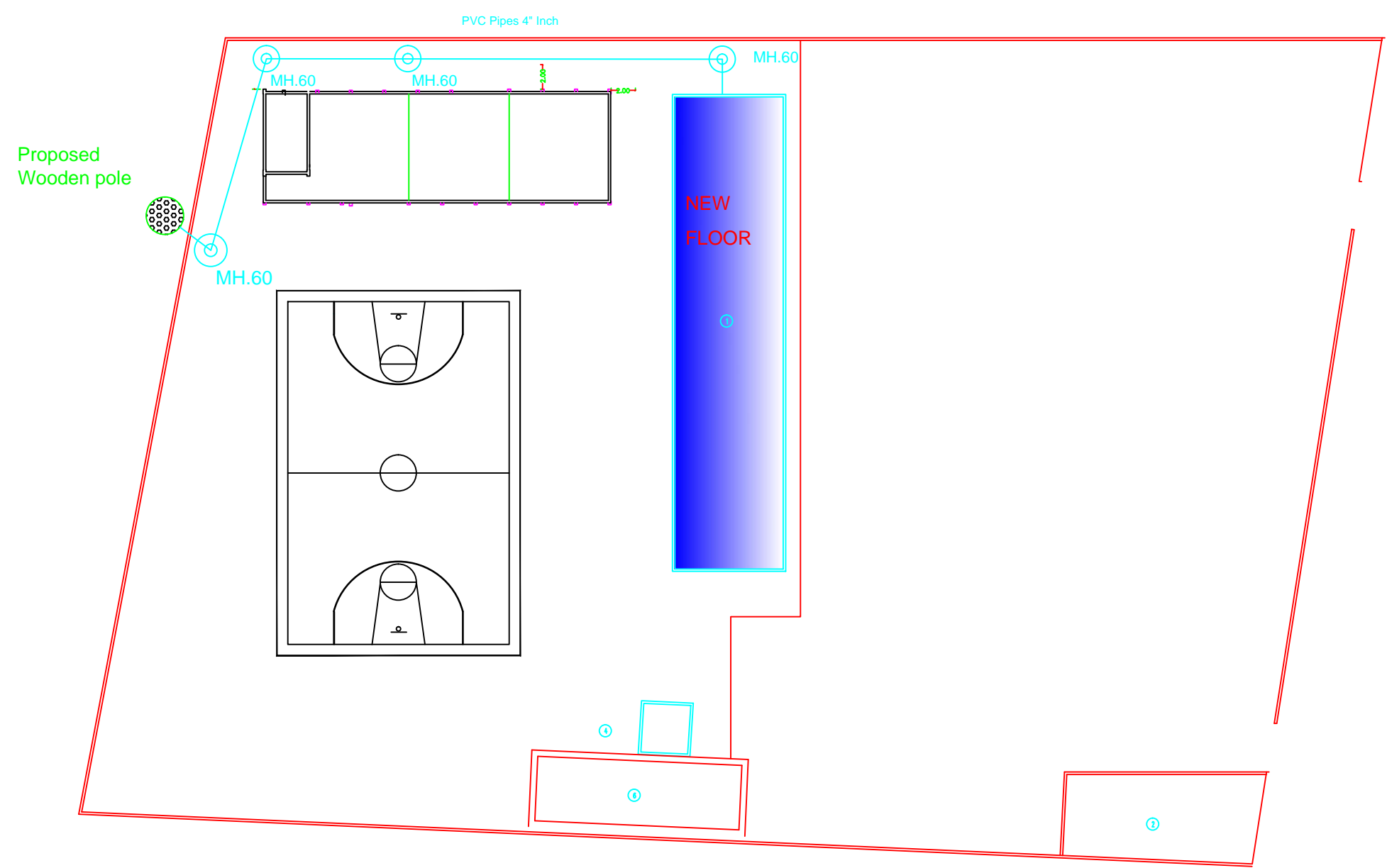
IMPLEMENTED BY:



PROJECT:-  
RIGHT TO EDUCATION  
Al Ma'ari Primary Girls School

SDB SINGLE LINE DIAGRAM

Symbol	Drawing No.:	Rev. No.
RES	E 04	R1



NOTES

4			
3			
2			
1			
No.	Description	Date	By
Revisions			
Designed	ENG. ALAA SHALABY		
Checked	UNDP		
Approved	UNDP		
Date	25/02/2015	Scale	

PALESTINIAN NATIONAL AUTHORITY

DONATED BY:

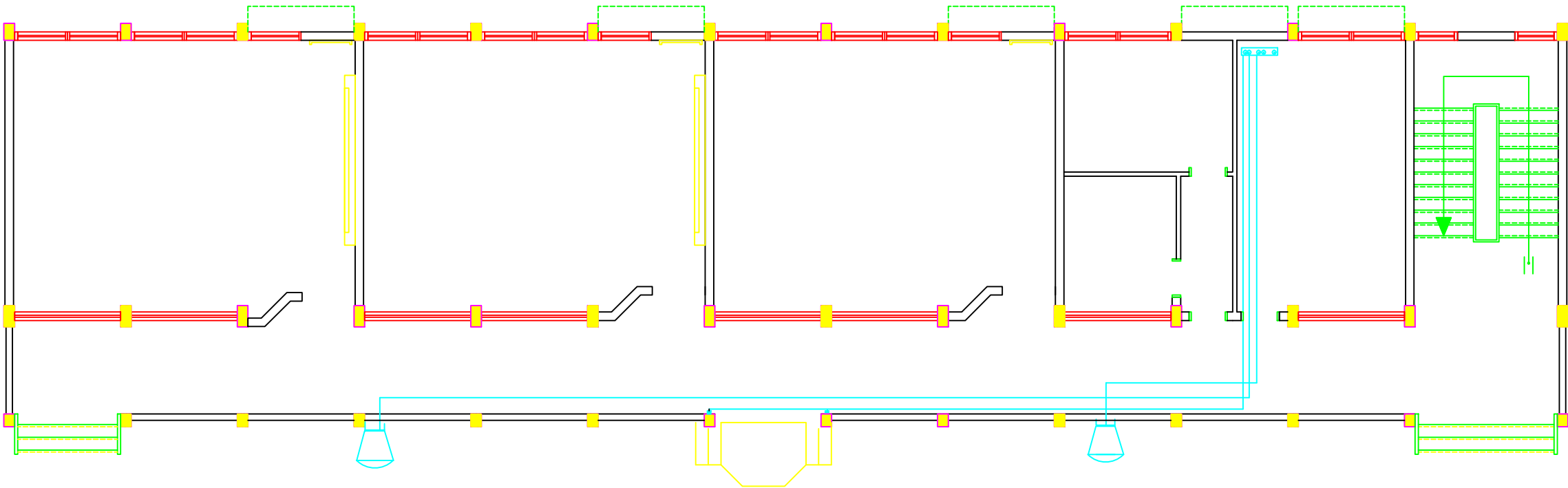
IMPLEMENTED BY:

PROJECT:-

RIGHT TO EDUCATION  
Al Ma'ari Primary Girls School

GROUND FLOOR PLAN CABLE ROUTING

Symbol	Drawing No.:	Rev. No.
RES	E 05	R1




NOTES


FOR TENDER ONLY

4			
3			
2			
1			
No.	Description	Date	By
Revisions			
Designed	ENG. ALAA SHALABY		
Checked	UNDP		
Approved	UNDP		
Date	25/02/2015	Scale	

PALESTINIAN NATIONAL AUTHORITY




DONATED BY:



EDUCATION ABOVE ALL  
Al Fakhoora Programme

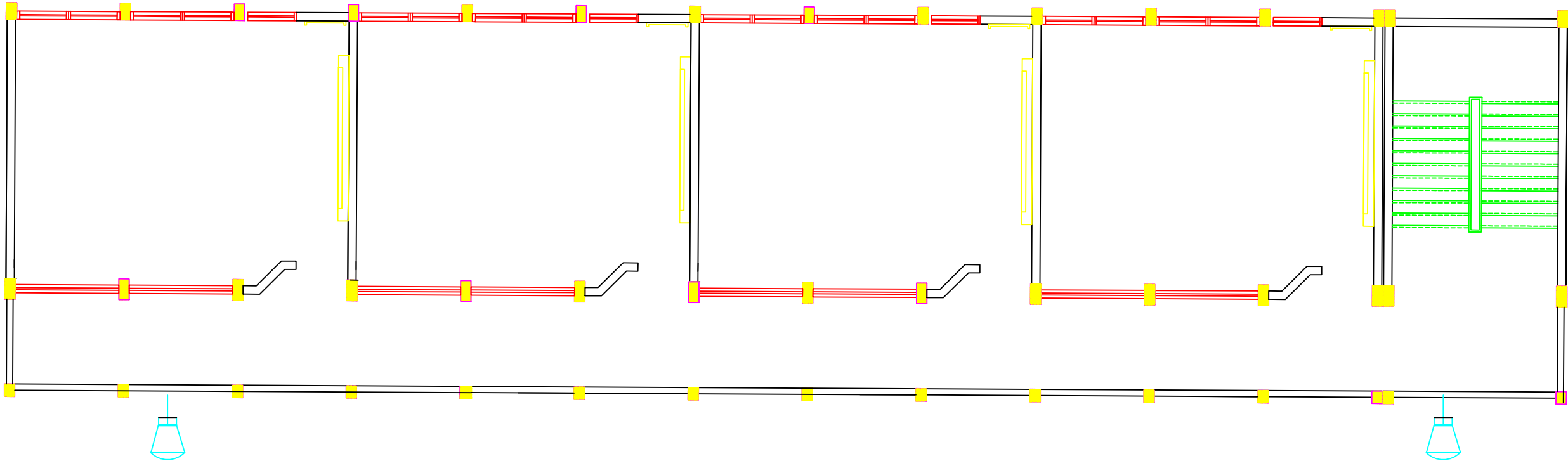
IMPLEMENTED BY:



PROJECT:-  
RIGHT TO EDUCATION  
Al Ma'ari Primary Girls School

Drawing Name  
SOUND SYSTEM PLAN

Symbol	Drawing No.:	Rev. No.
RES	E 06	R1




EXTERNAL LIGHTING FIXTURES

NOTES

4			
3			
2			
1			
No.	Description	Date	By
Revisions			
Designed	ENG. ALAA SHALABY		
Checked	UNDP		
Approved	UNDP		
Date	25/02/2015	Scale	


PALESTINIAN NATIONAL AUTHORITY

DONATED BY:



EDUCATION ABOVE ALL  
Al Fakhroora Programme

IMPLEMENTED BY:



PROJECT:-

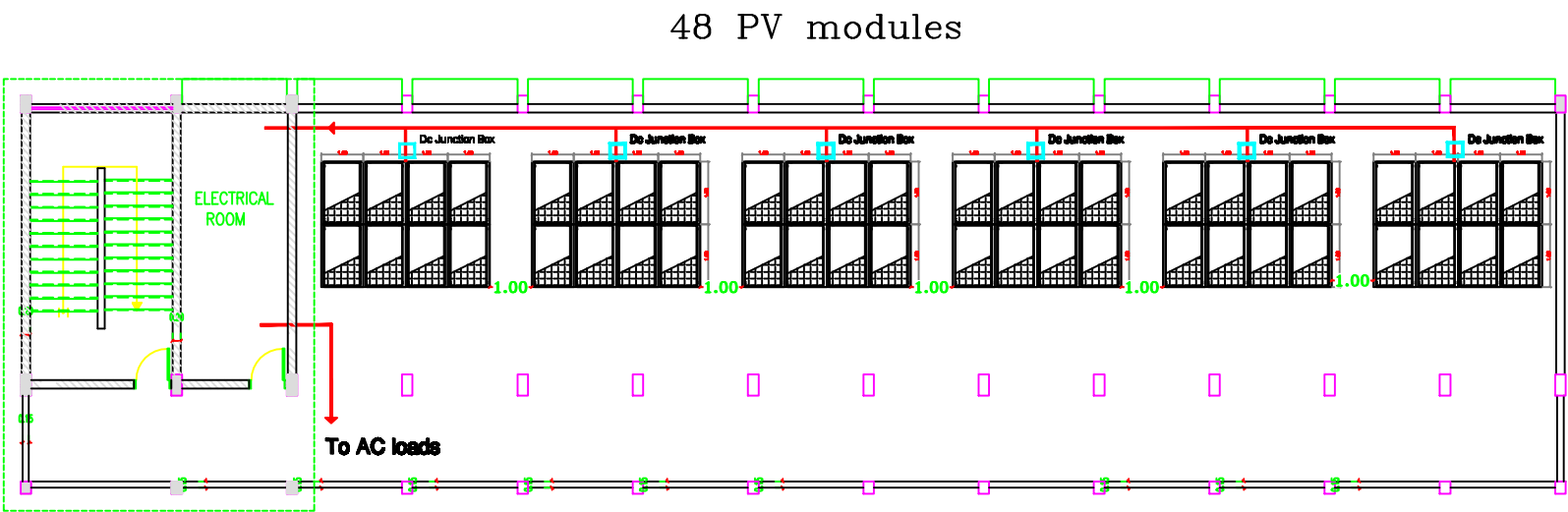
RIGHT TO EDUCATION  
Al Ma'ari Primary Girls School

EXTERNAL LIGHTING

Symbol	Drawing No.:	Rev. No.
RES	E 07	R1

# Electrical Drawings

Al Ma'ari Primary Boys School		
School lighting loads K.Watt	No. of PV modules	No. of batteries
12	48	37



NOTES:



FOR TENDER ONLY



PALESTINIAN NATIONAL AUTHORITY

DONATED BY



EDUCATION ABOVE ALL  
Al Fakhara Programme

IMPLEMENTED BY



United Nations Development Programme  
Programme of Assistance to the Palestinian People

Designed	ENG. ALAA SHALABY
Checked	UNDP
Approved	UNDP

Project Name	RIGHT TO EDUCATION
--------------	--------------------

School name	Al Ma'ari Primary Boys School
-------------	-------------------------------

Drawing name	solar panels Layout
--------------	---------------------

Scale	Drawing No.
1:10	E 01



NOTES:

FOR TENDER ONLY



PALESTINIAN NATIONAL AUTHORITY

DONATED BY



EDUCATION ABOVE ALL  
Al Falkhoora Programme

IMPLEMENTED BY



United Nations Development Programme  
Programme of Assistance to the Palestinian People

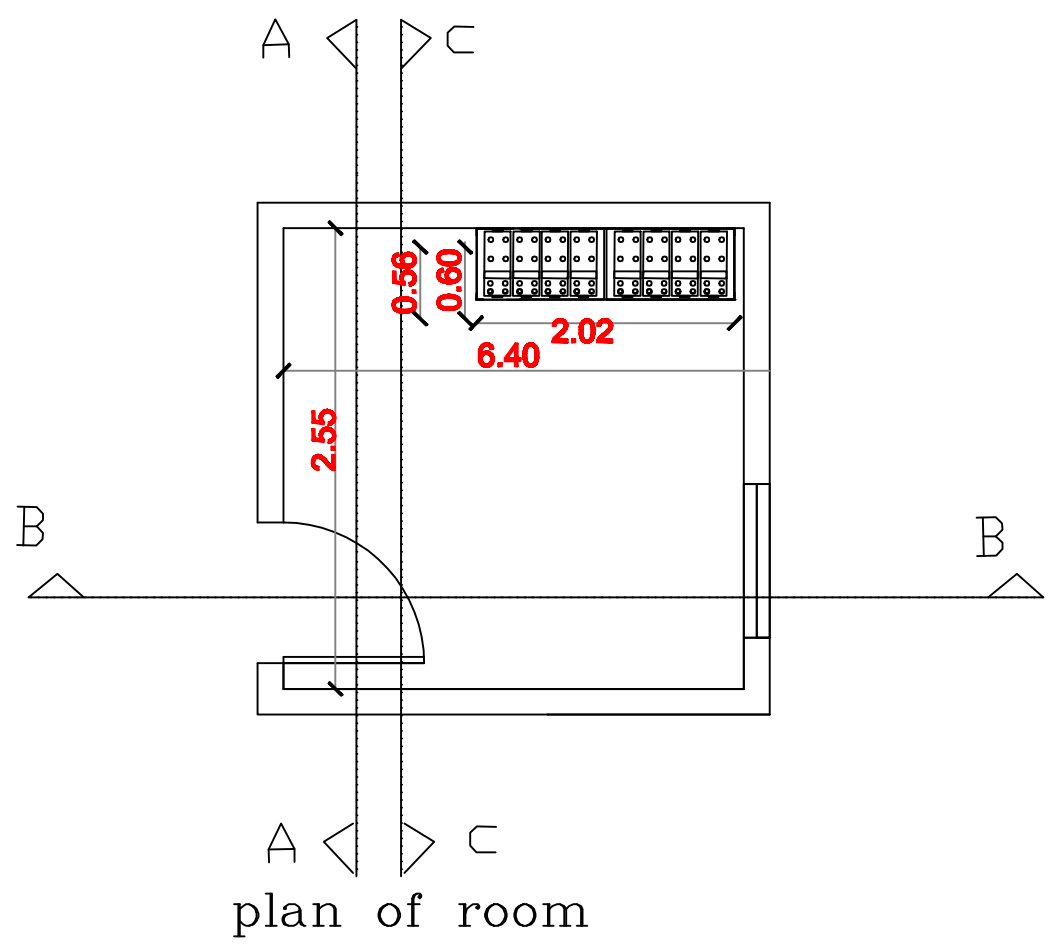
Designed	ENG. ALAA SHALABY
Checked	UNDP
Approved	UNDP

Project Name  
**RIGHT TO EDUCATION**

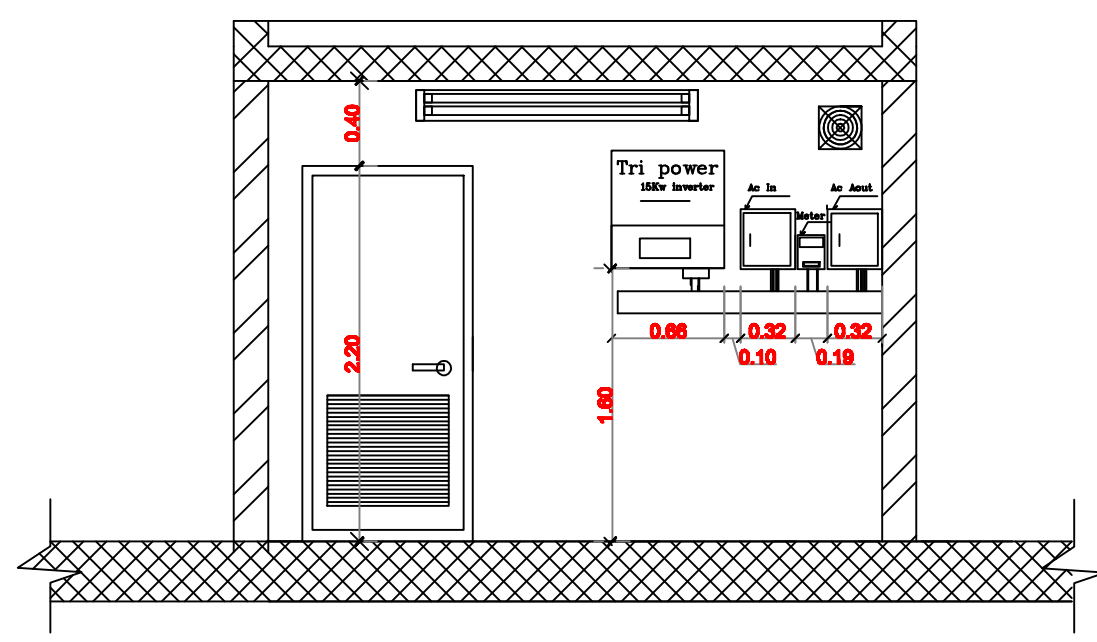
School name  
**Al Ma'ari Primary Boys School**

Drawing name  
**Sections of solar room & Details**

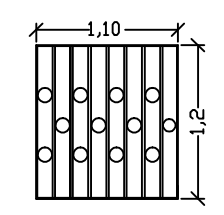
Scale	Drawing No.
1:10	E 02



plan of room



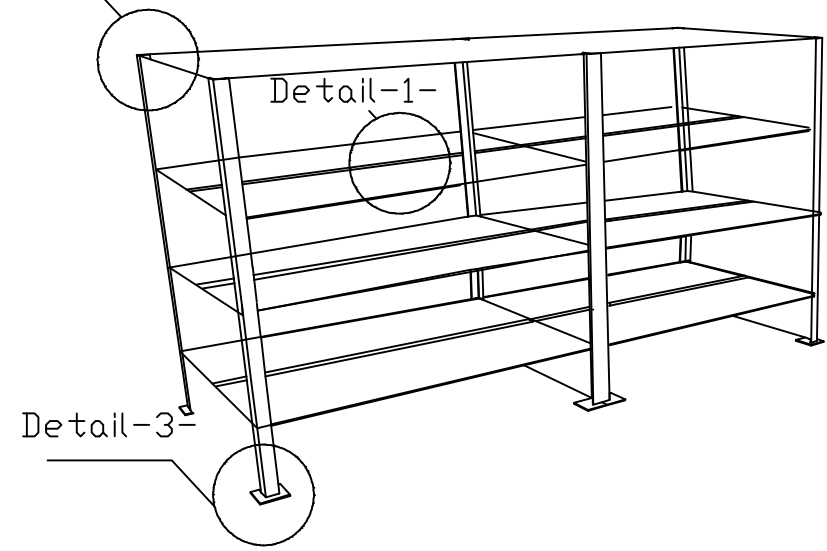
section A-A



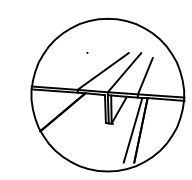
WINDOW STEEL PROTECTION  
Detail-4-

hot Galvanized  
8mm thick\*40  
mm wide frame  
, 8mm  
thick\*20mm  
wide every  
12cm for  
vertical plate

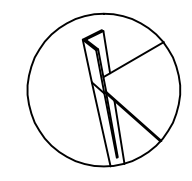
Detail-2-



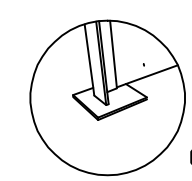
Detail-3-



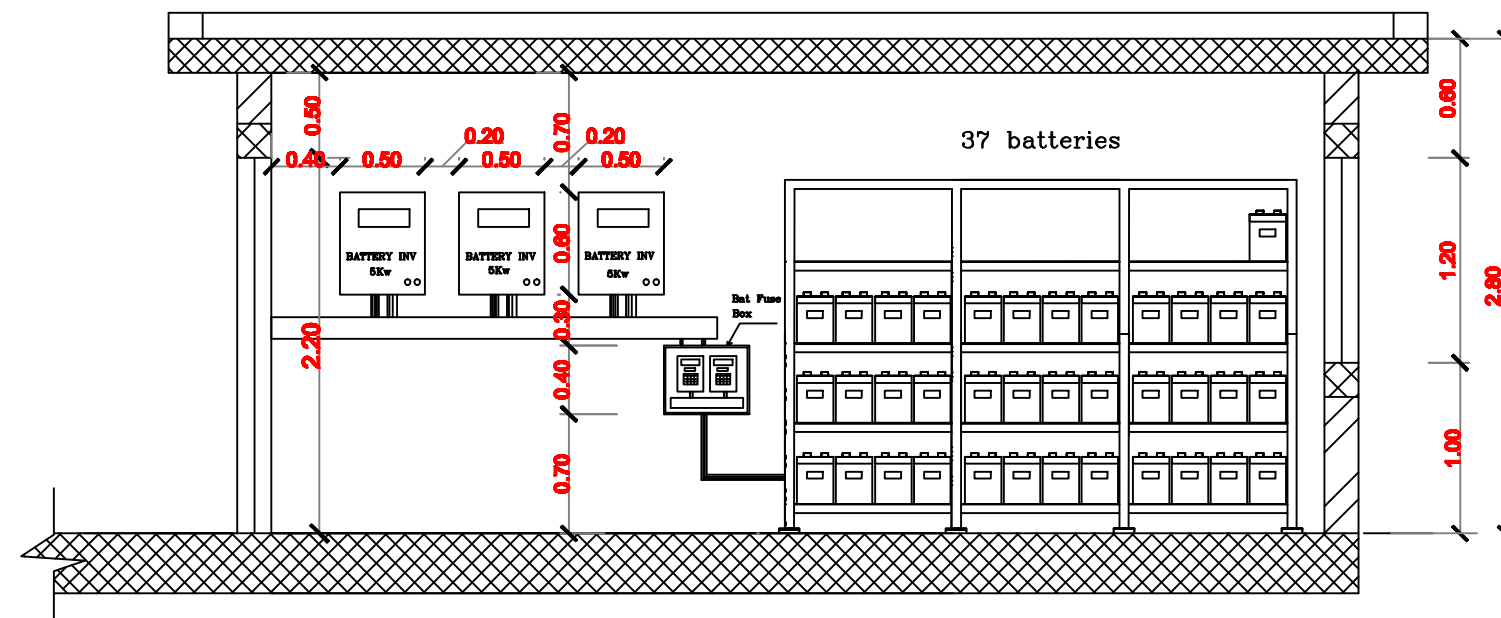
Detail-1-  
hot Galvanized  
double angle  
5\*5 cm with  
5mm depth



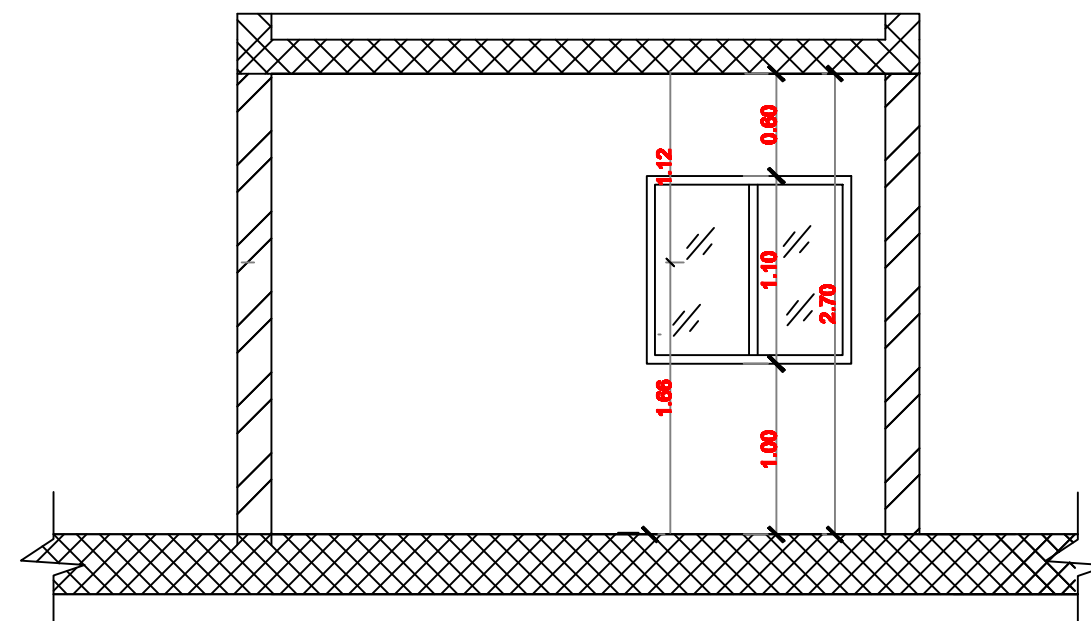
Detail-2-  
hot Galvanized  
angle 5\*5 cm  
with 5mm  
depth



Detail-3-  
Galvanized  
plate 12\*12  
cm\*4mm



section B-B



section C-C

NOTES:

FOR TENDER ONLY



PALESTINIAN NATIONAL AUTHORITY

DONATED BY



EDUCATION ABOVE ALL  
Al Fakhara Programme

IMPLEMENTED BY



United Nations Development Programme  
Programme of Assistance to the Palestinian People

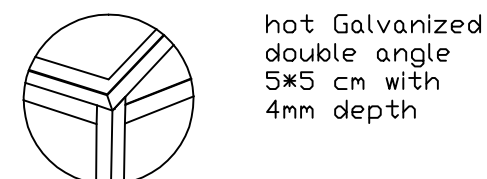
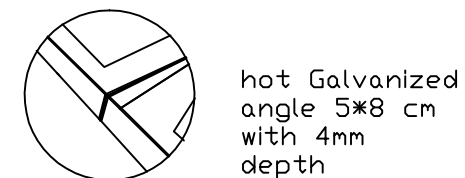
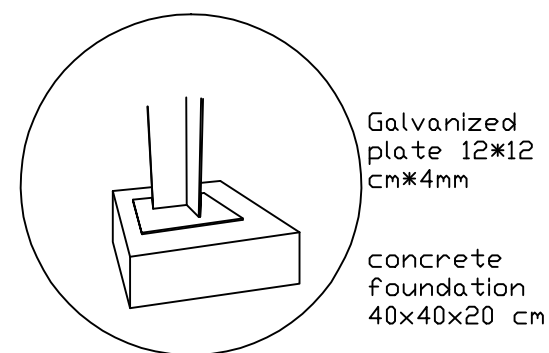
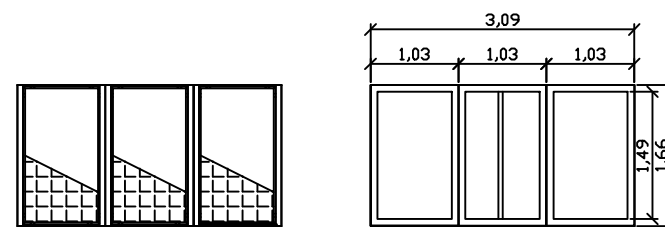
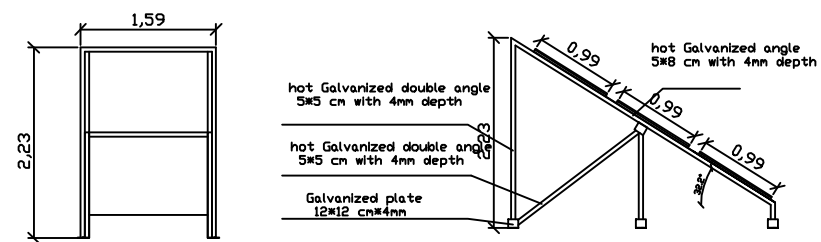
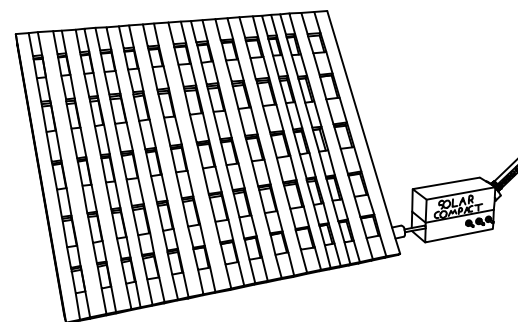
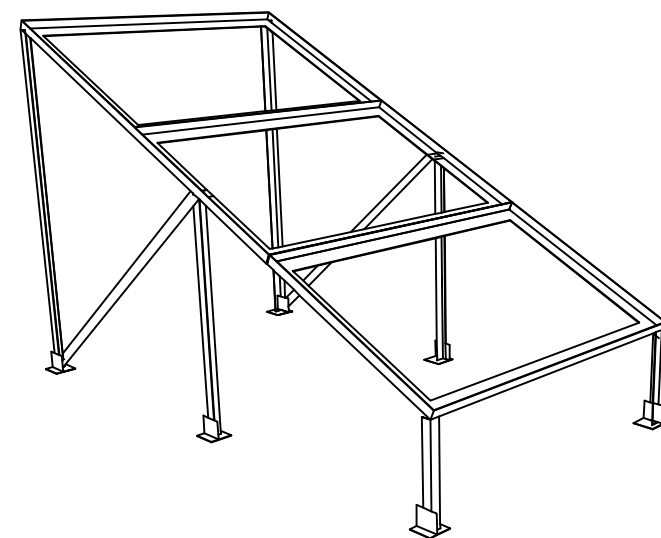
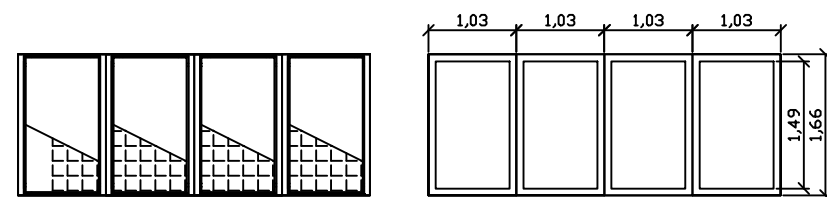
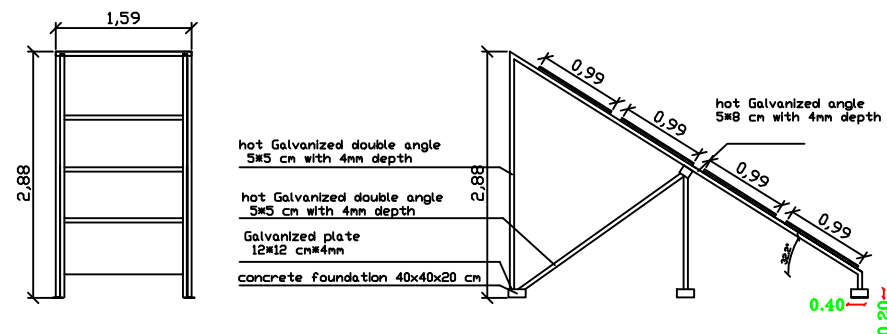
Designed	ENG. ALAA SHALABY
Checked	UNDP
Approved	UNDP

Project Name  
**RIGHT TO EDUCATION**

School name  
**Al Ma'ari Primary Boys School**

Drawing name  
**Batteries bank details**

Scale	Drawing No.
1:10	E 03



NOTES:

FOR TENDER ONLY



PALESTINIAN NATIONAL AUTHORITY

DONATED BY



EDUCATION ABOVE ALL  
Al Fakhara Program

IMPLEMENTED BY



United Nations Development Programme  
Programme of Assistance to the Palestinian People

Designed ENG. ALAA SHALABY

Checked UNDP

Approved UNDP

Project Name

RIGHT TO EDUCATION

School name

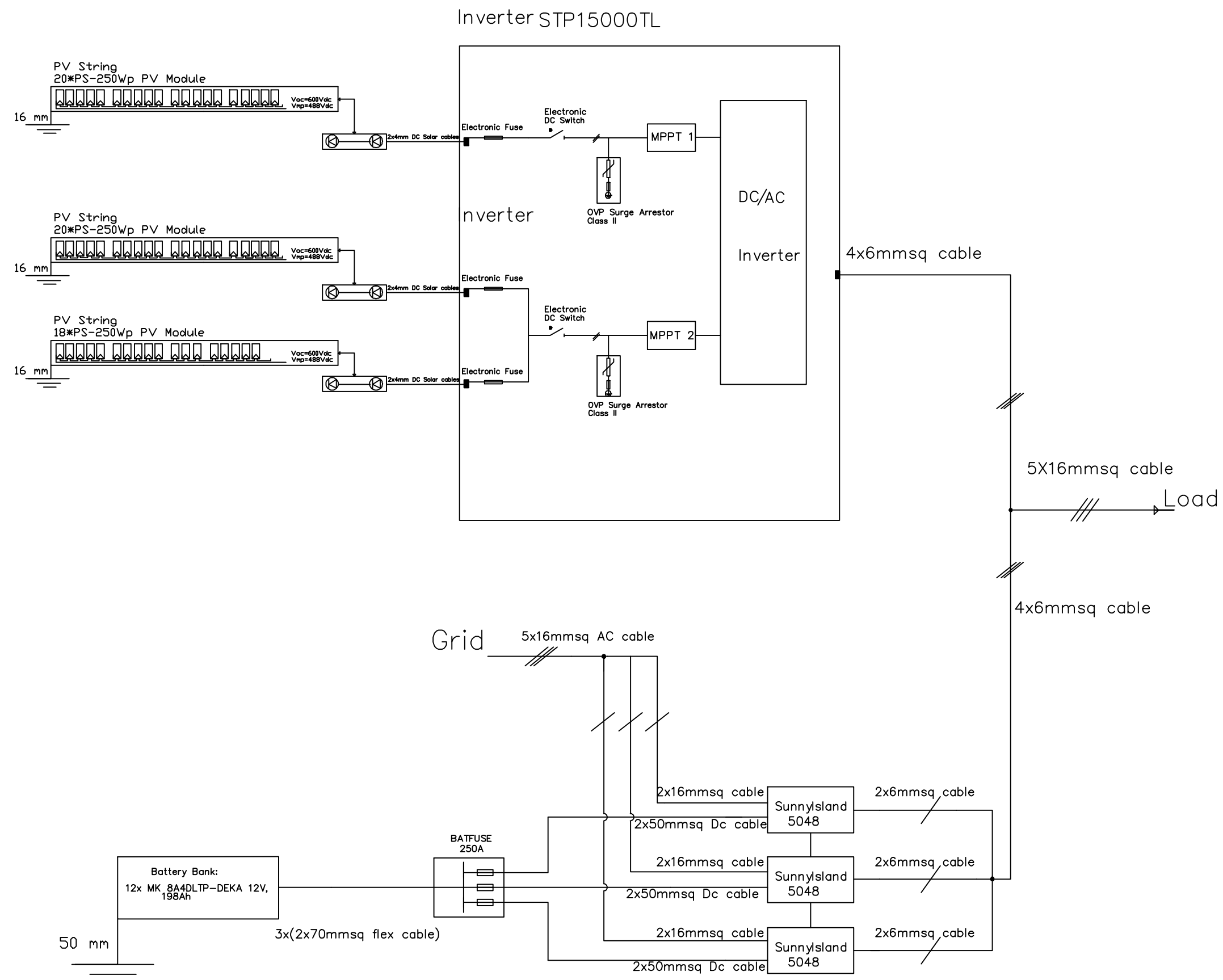
Al Ma'ari Primary Boys School

Drawing name

solar panels mounting structure

Scale Drawing No.

To Be E 04



NOTES:

FOR TENDER ONLY



PALESTINIAN NATIONAL AUTHORITY

DONATED BY



EDUCATION ABOVE ALL  
Al Falkhoara Programme

IMPLEMENTED BY



United Nations Development Programme  
Programme of Assistance to the Palestinian People

Designed ENG. ALAA SHALABY

Checked UNDP

Approved UNDP

Project Name

RIGHT TO EDUCATION

School name

Al Ma'ari Primary Boys School

Drawing name

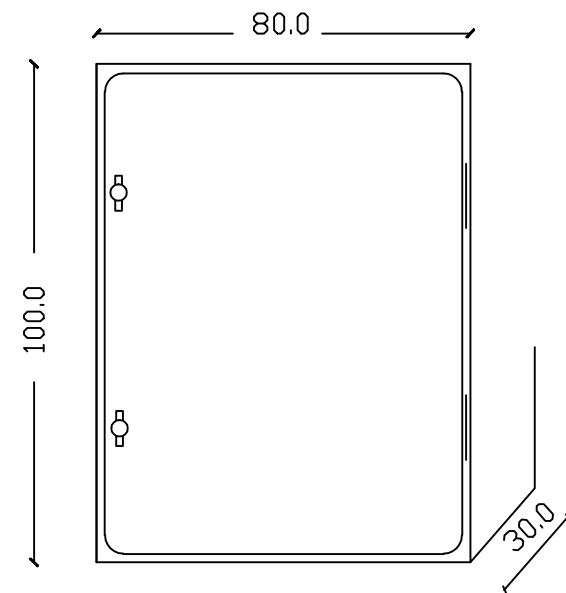
Single line diagram of solar system

Scale

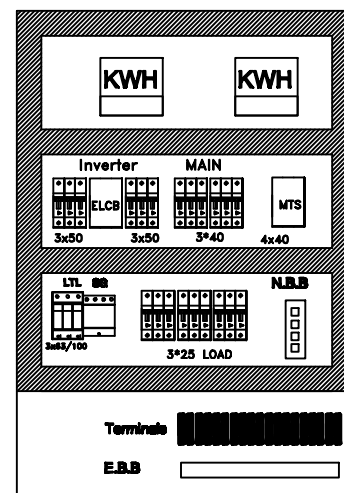
Drawing No.

To Be

E 05



OUTSIDE ELEVATION



NOTES:

FOR TENDER ONLY



PALESTINIAN NATIONAL AUTHORITY

DONATED BY



EDUCATION ABOVE ALL  
Al Falkhoara Programme

IMPLEMENTED BY



United Nations Development Programme  
Programme of Assistance to the Palestinian People

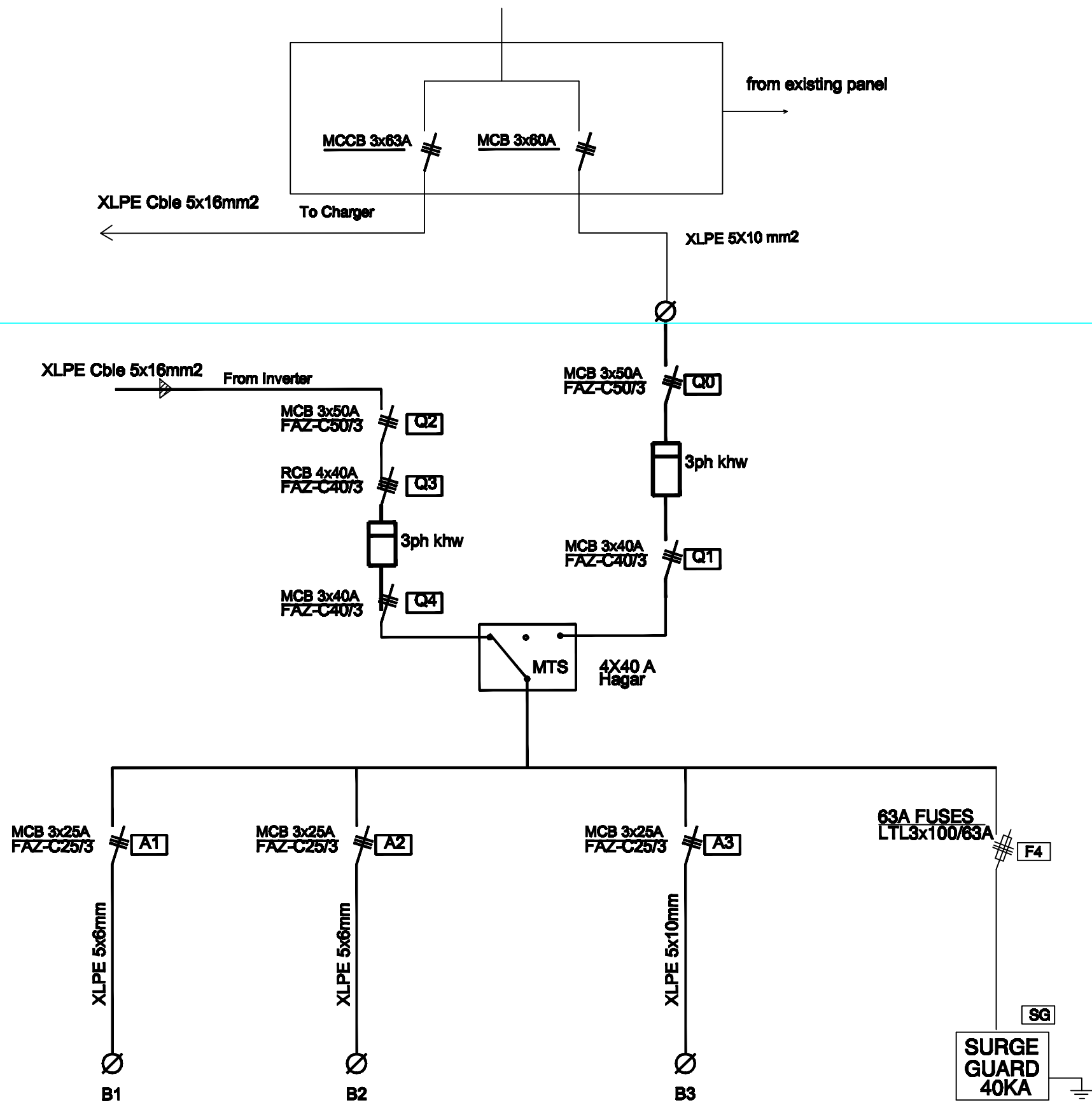
Designed	ENG. ALAA SHALABY	
Checked	UNDP	
Approved	UNDP	

Project Name  
**RIGHT TO EDUCATION**

School name  
**Al Ma'ari Primary Boys School**

Drawing name  
**MDB PANEL LAYOUT**

Scale	Drawing No.
1:1	E 06



NOTES:

FOR TENDER ONLY



PALESTINIAN NATIONAL AUTHORITY

DONATED BY



EDUCATION ABOVE ALL  
Al Fakhro Program

IMPLEMENTED BY



United Nations Development Programme  
Programme of Assistance to the Palestinian People

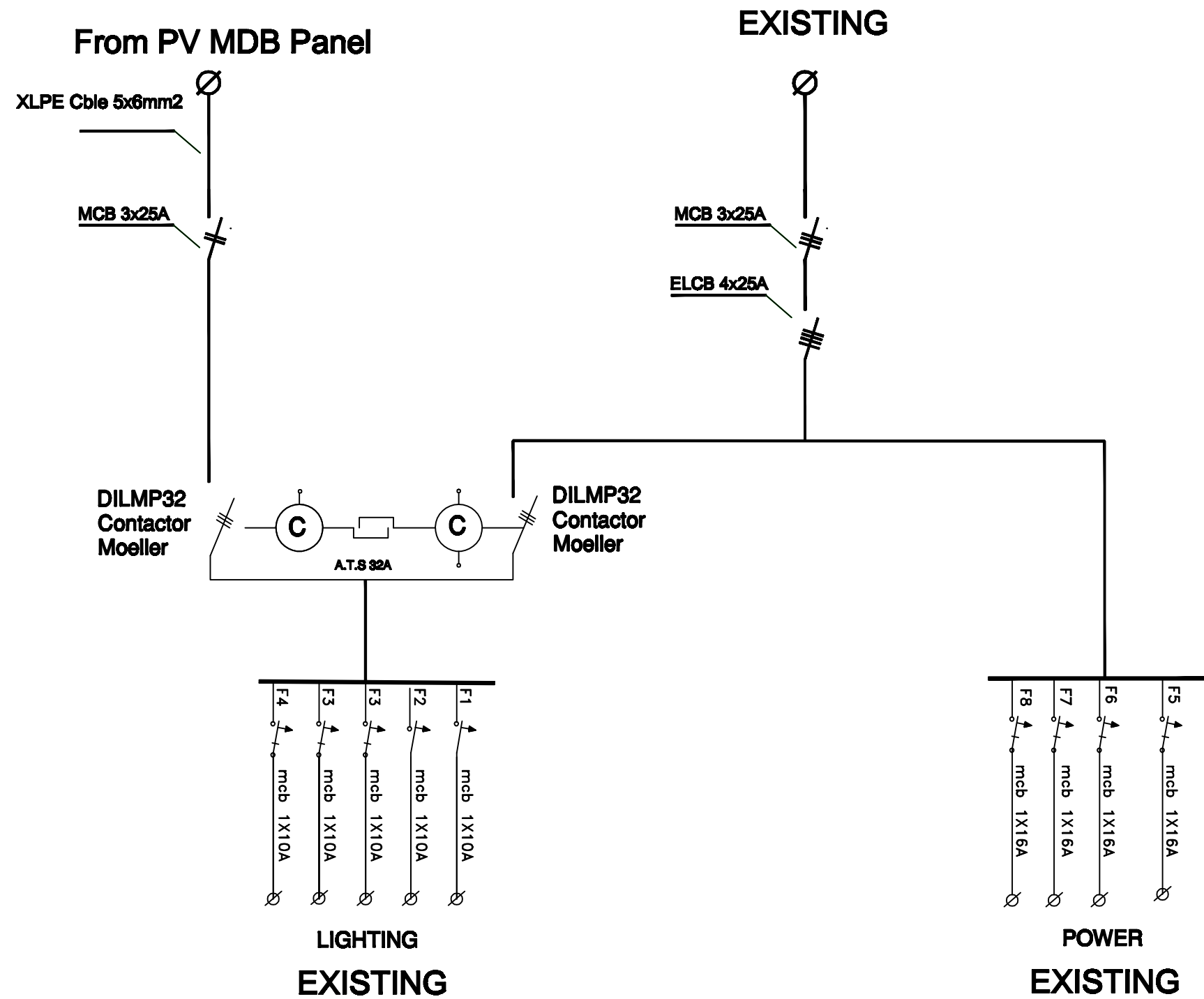
Designed	ENG. ALAA SHALABY
Checked	UNDP
Approved	UNDP

Project Name  
**RIGHT TO EDUCATION**

School name  
**Al Ma'ari Primary Boys School**

Drawing name  
**PV AC MDB PANEL**

Scale	Drawing No.
To/From	<b>E 07</b>



NOTES:

FOR TENDER ONLY



PALESTINIAN NATIONAL AUTHORITY

DONATED BY



EDUCATION ABOVE ALL  
Al Falkhoora Programme

IMPLEMENTED BY



United Nations Development Programme  
Programme of Assistance to the Palestinian People

Designed	ENG. ALAA SHALABY
Checked	UNDP
Approved	UNDP

Project Name  
**RIGHT TO EDUCATION**

School name  
**Al Ma'ari Primary Boys School**

Drawing name  
**SDS PANEL DIAGRAM**

Scale	Drawing No.
To/From	<b>E 08</b>

NOTES:

FOR TENDER ONLY



PALESTINIAN NATIONAL AUTHORITY

DONATED BY



EDUCATION ABOVE ALL  
Al Falkhoora Programme

IMPLEMENTED BY



United Nations Development Programme  
Programme of Assistance to the Palestinian People

Designed	ENG. ALAA SHALABY
Checked	UNDP
Approved	UNDP

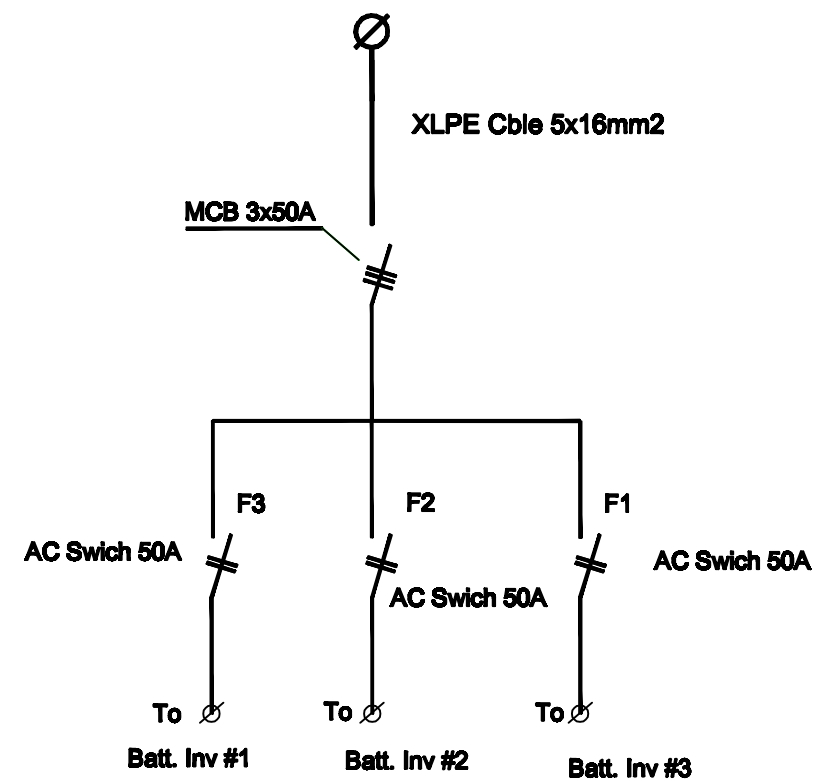
Project Name	RIGHT TO EDUCATION
--------------	--------------------

School name	Al Ma'ari Primary Boys School
-------------	-------------------------------

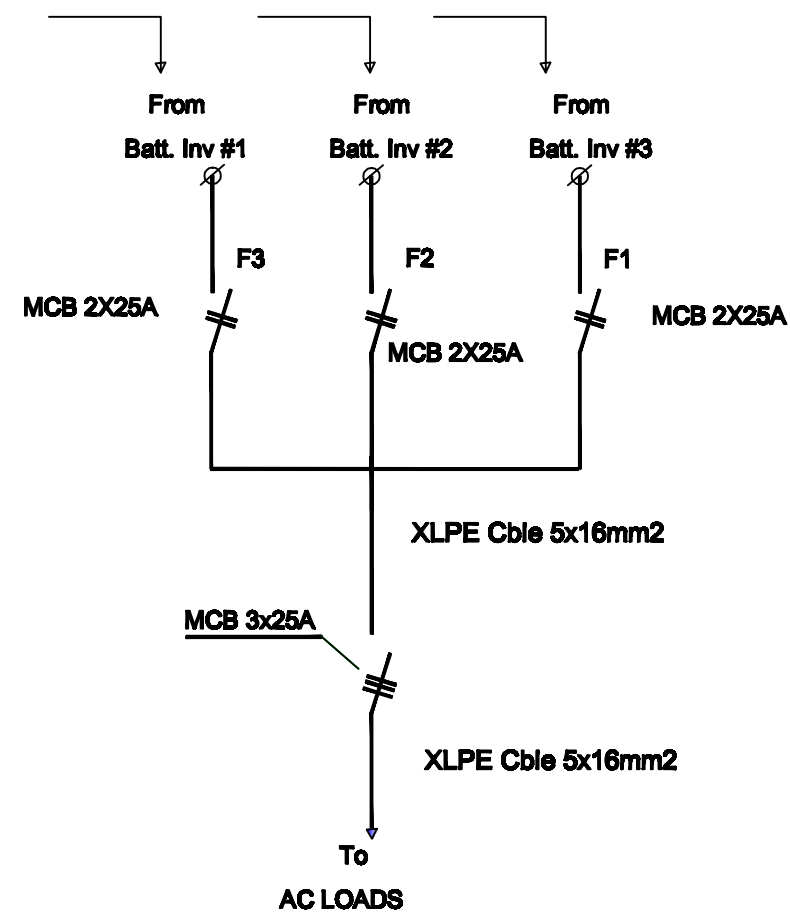
Drawing name	AC OUT & AC IN
--------------	----------------

Scale	Drawing No.	E 09
To Be		

## AC IN FOR CHARGING



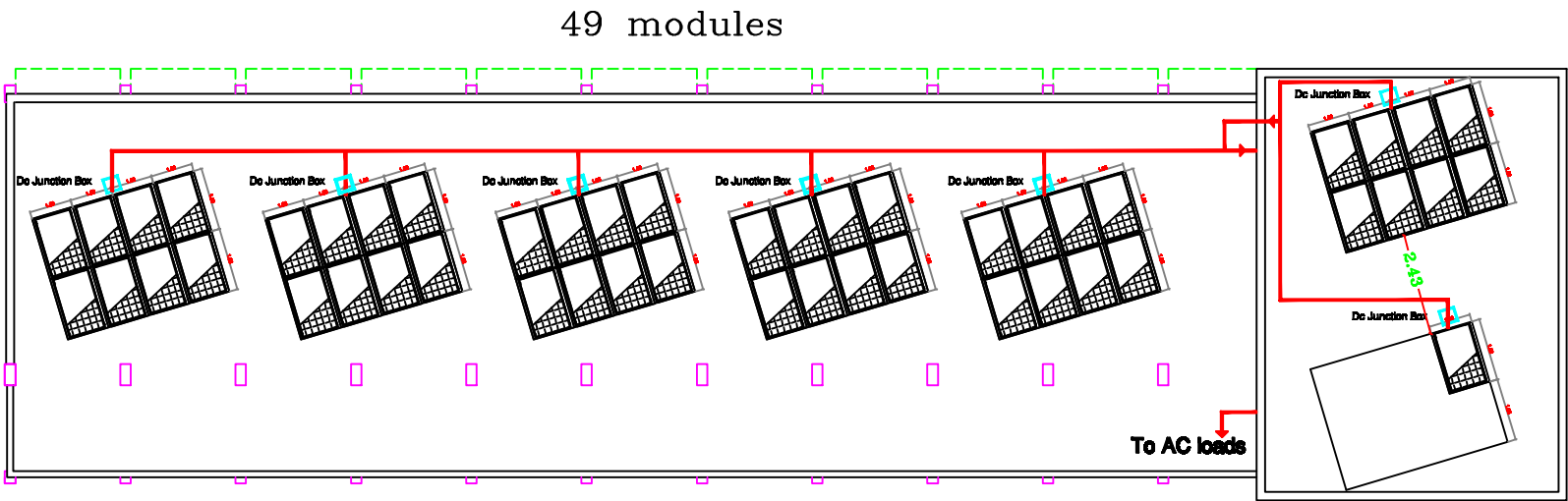
AC IN PANEL



AC OUT PANEL



SHOHADA' BANI SOHYLA SECONDARY GIRLS SCHOOL		
School lighting loads K.Watt	No. of PV modules	No. of batteries
13	49	38



NOTES:



FOR TENDER ONLY



PALESTINIAN NATIONAL AUTHORITY

DONATED BY



EDUCATION ABOVE ALL  
Al Fakhara Programme

IMPLEMENTED BY



United Nations Development Programme  
Programme of Assistance to the Palestinian People

Designed	ENG. ALAA SHALABY
Checked	UNDP
Approved	UNDP

Project Name  
RIGHT TO EDUCATION

School name  
Al Ma'ari Secondary Girls School

Drawing name  
solar panels Layout

Scale	Drawing No.
To/From	E 01

NOTES:

FOR TENDER ONLY



PALESTINIAN NATIONAL AUTHORITY

DONATED BY



EDUCATION ABOVE ALL  
Al Falkhoora Programme

IMPLEMENTED BY



United Nations Development Programme  
Programme of Assistance to the Palestinian People

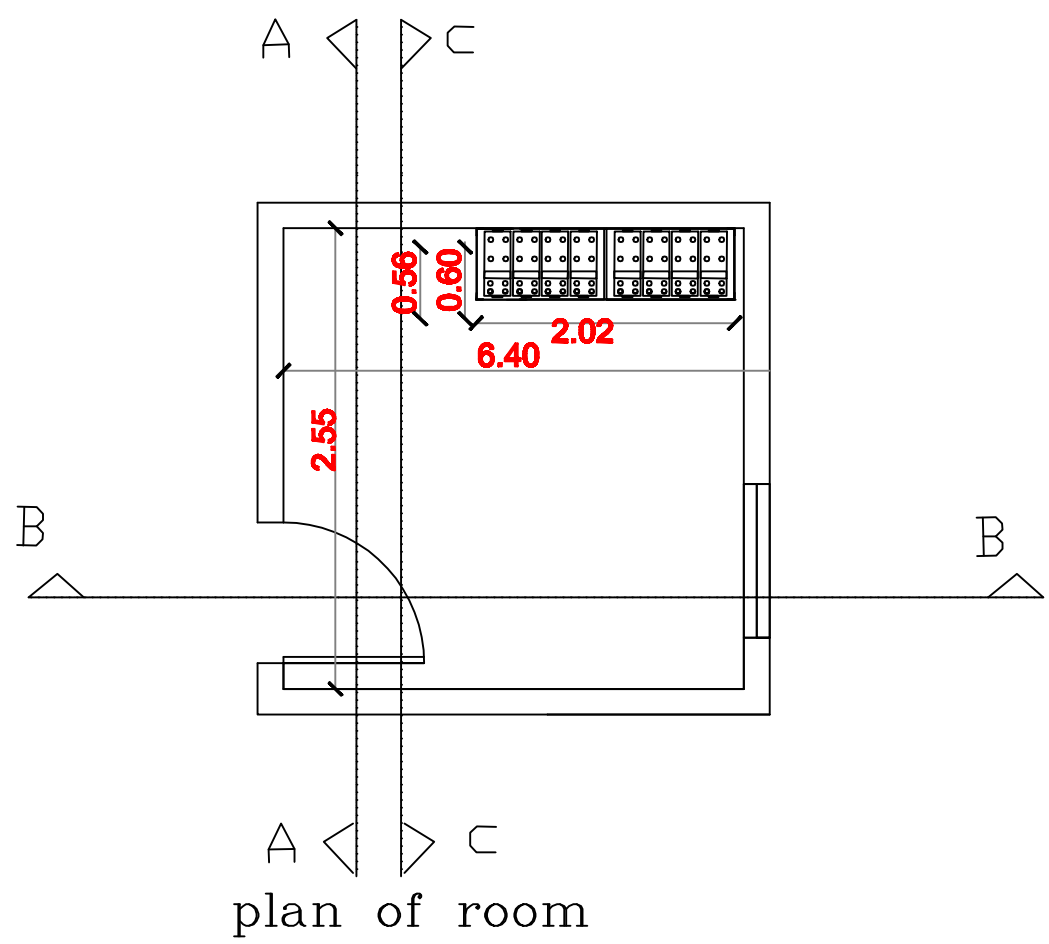
Designed	ENG. ALAA SHALABY
Checked	UNDP
Approved	UNDP

Project Name  
**RIGHT TO EDUCATION**

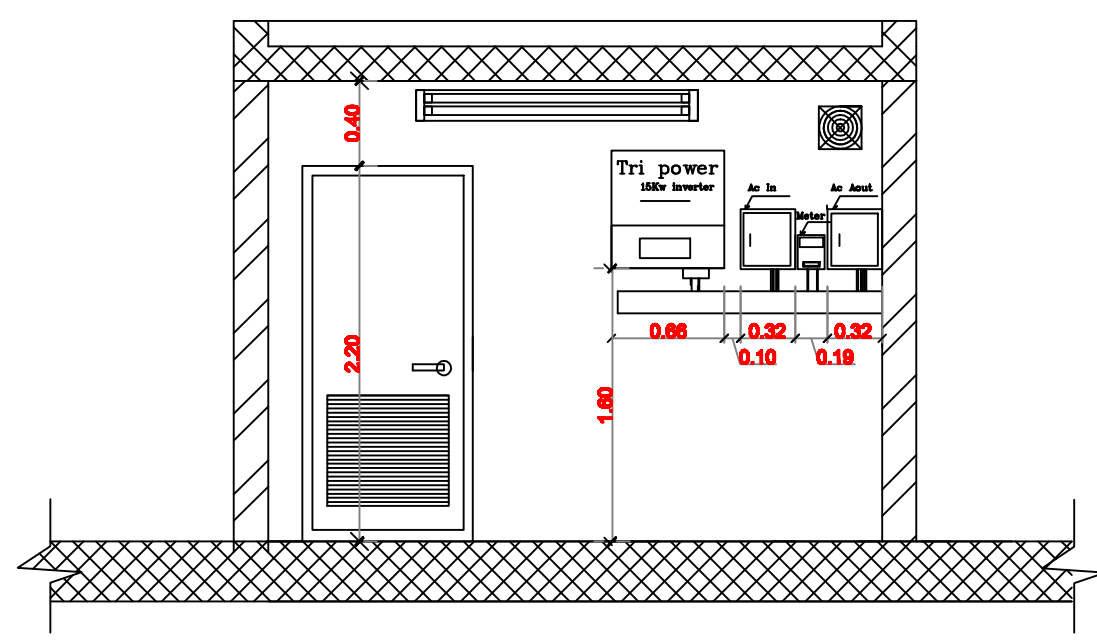
School name  
**Al Ma'ari Secondary Girls School**

Drawing name  
**Sections of solar room & Details**

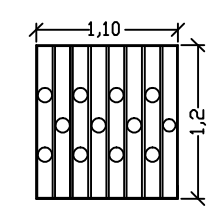
Scale	Drawing No.
1:10	E 02



plan of room

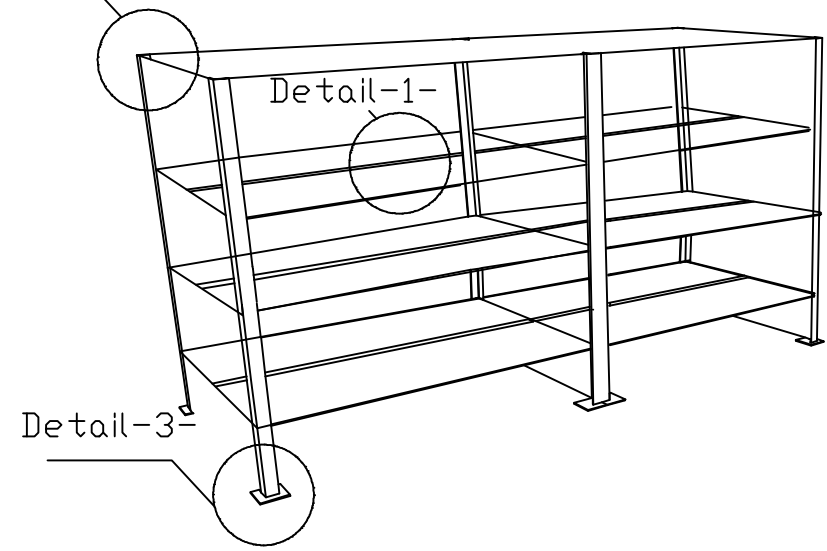


section A-A

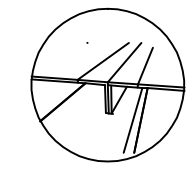


WINDOW STEEL PROTECTION  
Detail-4-

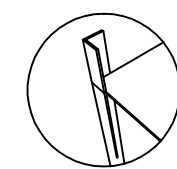
Detail-2-



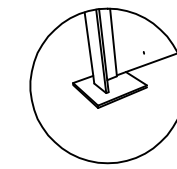
Detail-3-



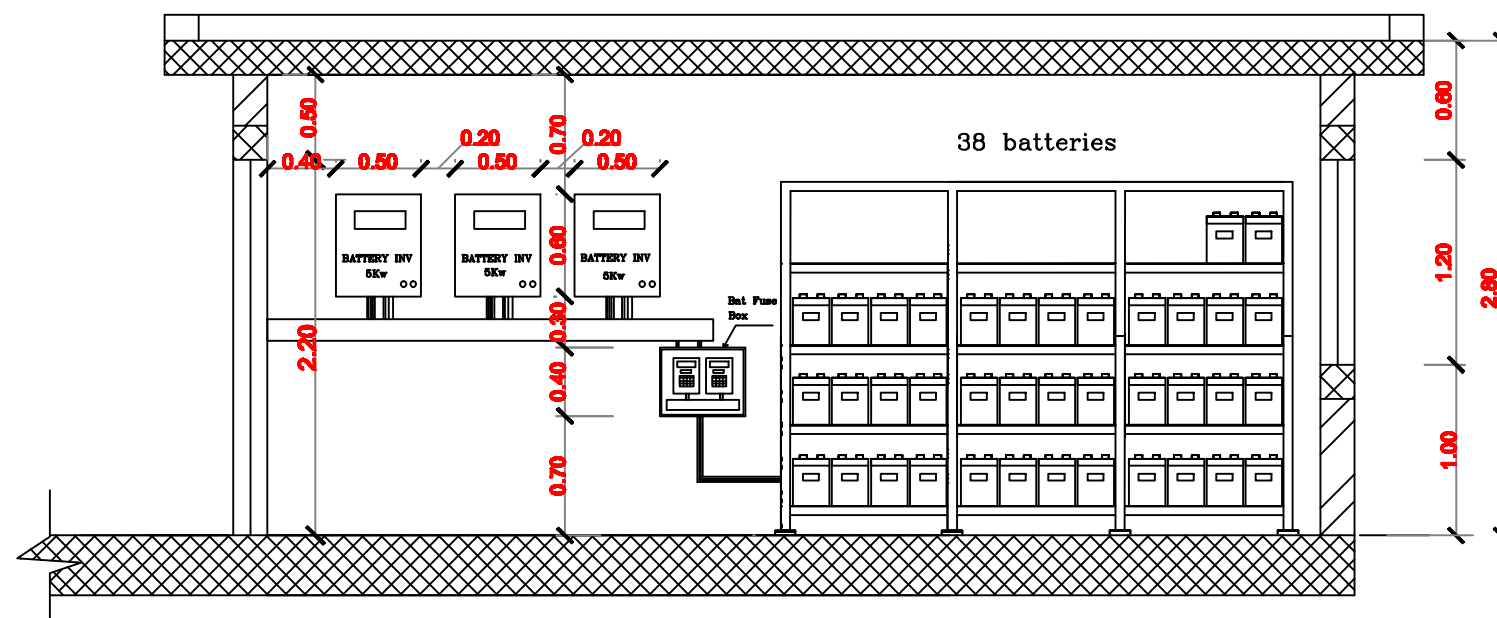
Detail-1-  
hot Galvanized  
double angle  
5\*5 cm with  
5mm depth



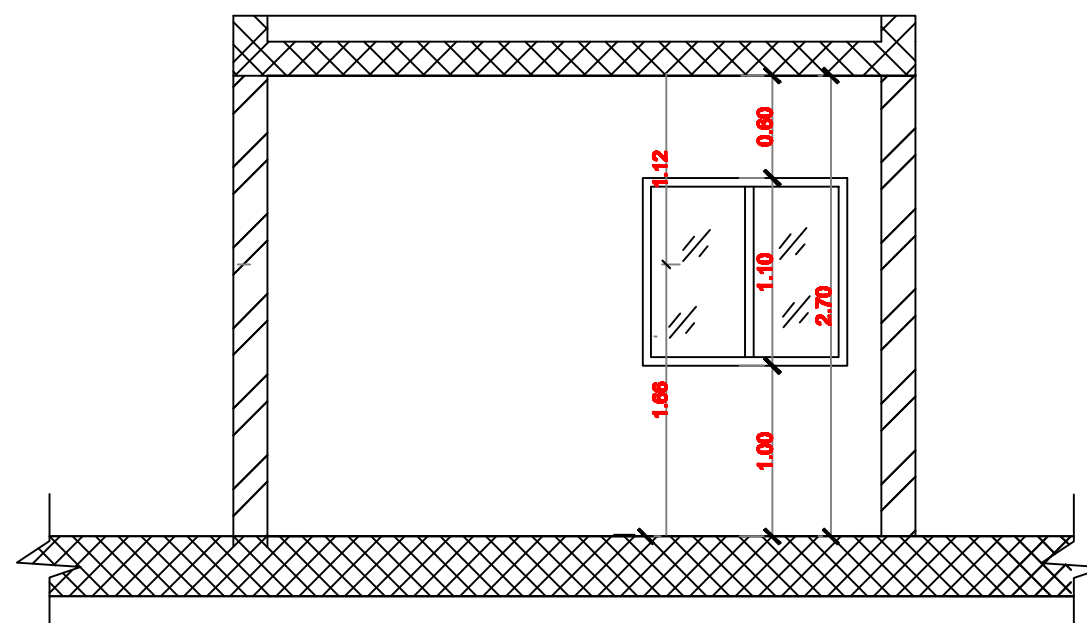
Detail-2-  
hot Galvanized  
angle 5\*5 cm  
with 5mm  
depth



Detail-3-  
Galvanized  
plate 12\*12  
cm\*4mm



section B-B



section C-C

NOTES:

FOR TENDER ONLY



PALESTINIAN NATIONAL AUTHORITY

DONATED BY



EDUCATION ABOVE ALL  
Al Fakhara Programme

IMPLEMENTED BY



United Nations Development Programme  
Programme of Assistance to the Palestinian People

Designed ENG. ALAA SHALABY

Checked UNDP

Approved UNDP

Project Name

RIGHT TO EDUCATION

School name

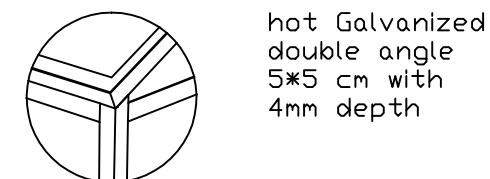
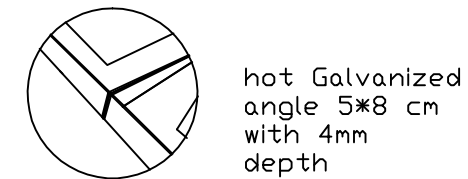
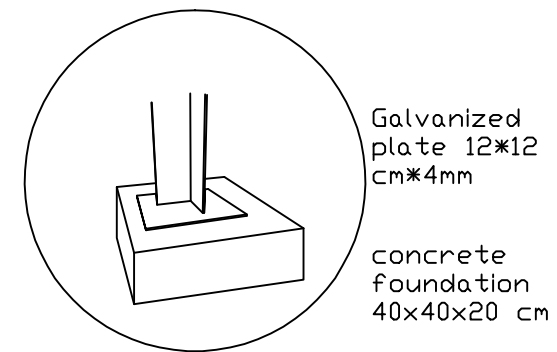
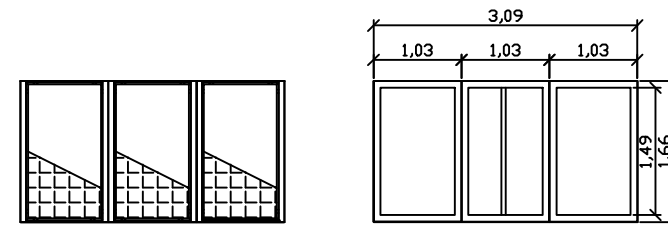
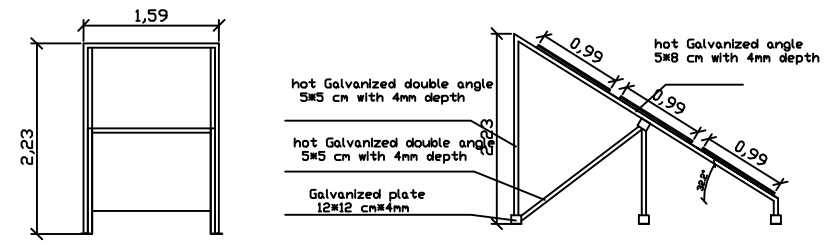
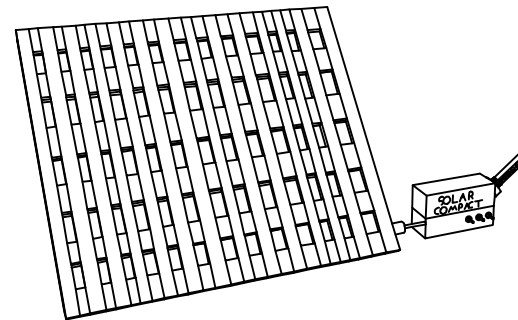
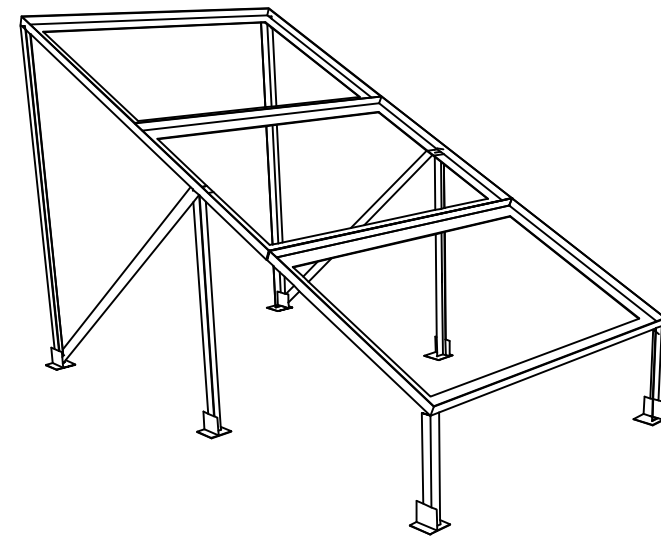
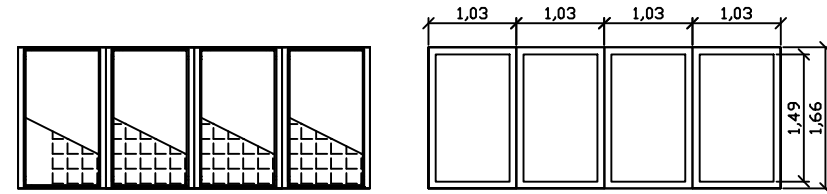
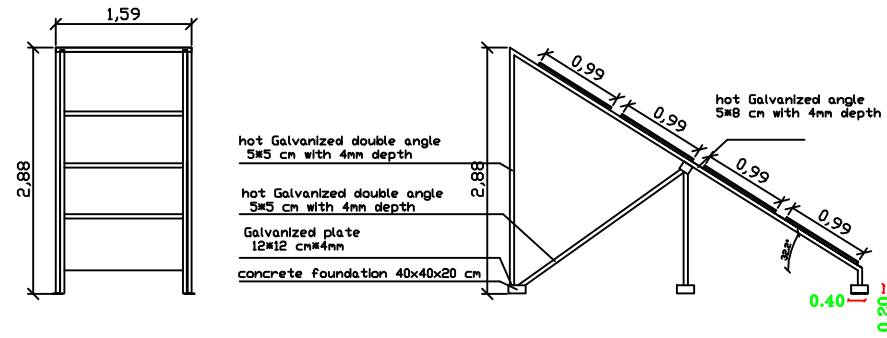
Al Ma'ari Secondary Girls School

Drawing name

Batteries bank details

Scale Drawing No.

To/By E 03



## NOTES:

FOR TENDER ONLY



PALESTINIAN NATIONAL AUTHORITY

DONATED BY



EDUCATION ABOVE ALL  
Al Fakhara Program

IMPLEMENTED BY



United Nations Development Programme  
Programme of Assistance to the Palestinian People

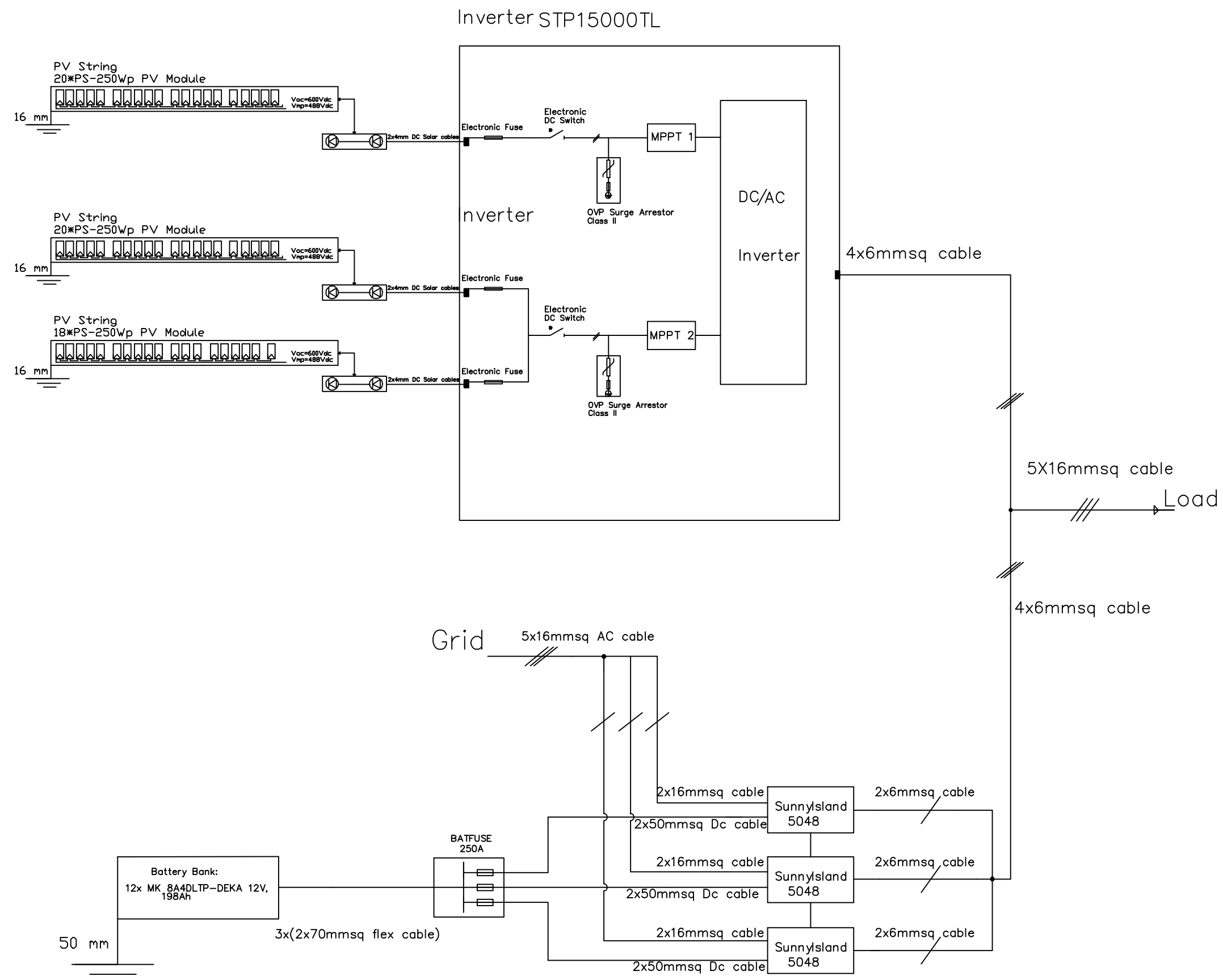
Designed	ENG. ALAA SHALABY
Checked	UNDP
Approved	UNDP

Project Name  
**RIGHT TO EDUCATION**

School name  
**Al Ma'ari Secondary Girls School**

Drawing name  
**solar panels mounting structure**

Scale	Drawing No.
To Be	E 04



NOTES:

FOR TENDER ONLY



PALESTINIAN NATIONAL AUTHORITY

DONATED BY



EDUCATION ABOVE ALL  
Al Falkhoara Programme

IMPLEMENTED BY



United Nations Development Programme  
Programme of Assistance to the Palestinian People

Designed ENG. ALAA SHALABY

Checked UNDP

Approved UNDP

Project Name

RIGHT TO EDUCATION

School name

Al Ma'ari Primary Boys School

Drawing name

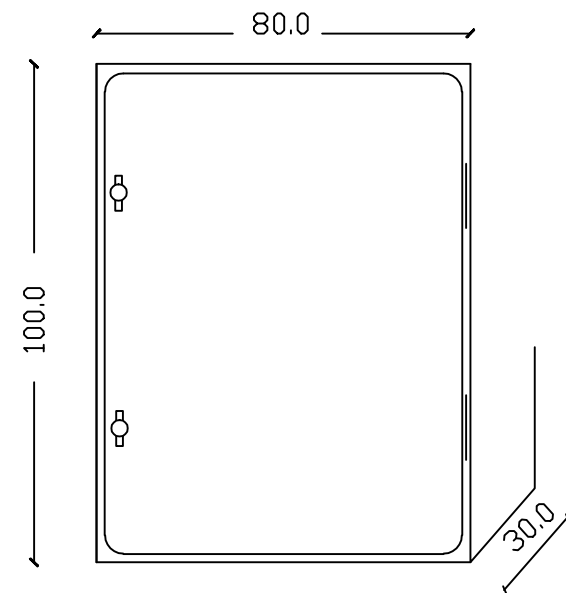
Single line diagram of solar system

Scale

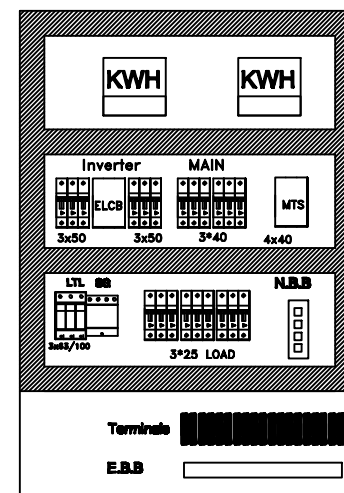
Drawing No.

To/From

E 05



OUTSIDE ELEVATION



NOTES:

FOR TENDER ONLY



PALESTINIAN NATIONAL AUTHORITY

DONATED BY



EDUCATION ABOVE ALL  
Al Falkhoara Programme

IMPLEMENTED BY



United Nations Development Programme  
Programme of Assistance to the Palestinian People

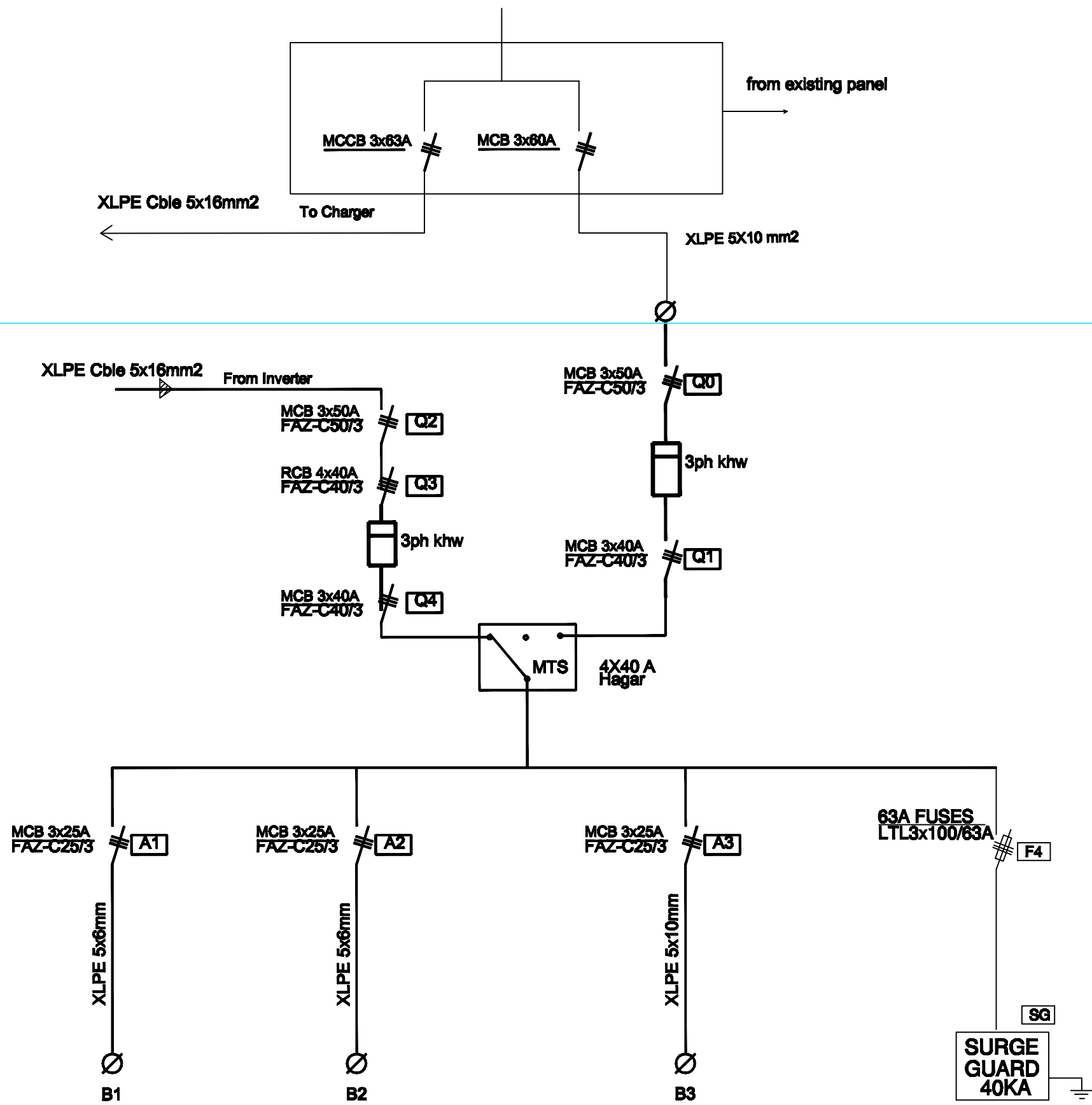
Designed	ENG. ALAA SHALABY	
Checked	UNDP	
Approved	UNDP	

Project Name  
RIGHT TO EDUCATION

School name  
Shohadai Binta Al-Bayda Al-Bayda Al-Bayda School


Drawing name  
MDB PANEL LAYOUT

Scale	Drawing No.
1:1	E 06




NOTES:

FOR TENDER ONLY




PALESTINIAN NATIONAL AUTHORITY

DONATED BY



EDUCATION ABOVE ALL  
Al Falkhoora Programme

IMPLEMENTED BY



United Nations Development Programme  
Programme of Assistance to the Palestinian People

Designed	ENG. ALAA SHALABY
Checked	UNDP
Approved	UNDP

Project Name

RIGHT TO EDUCATION

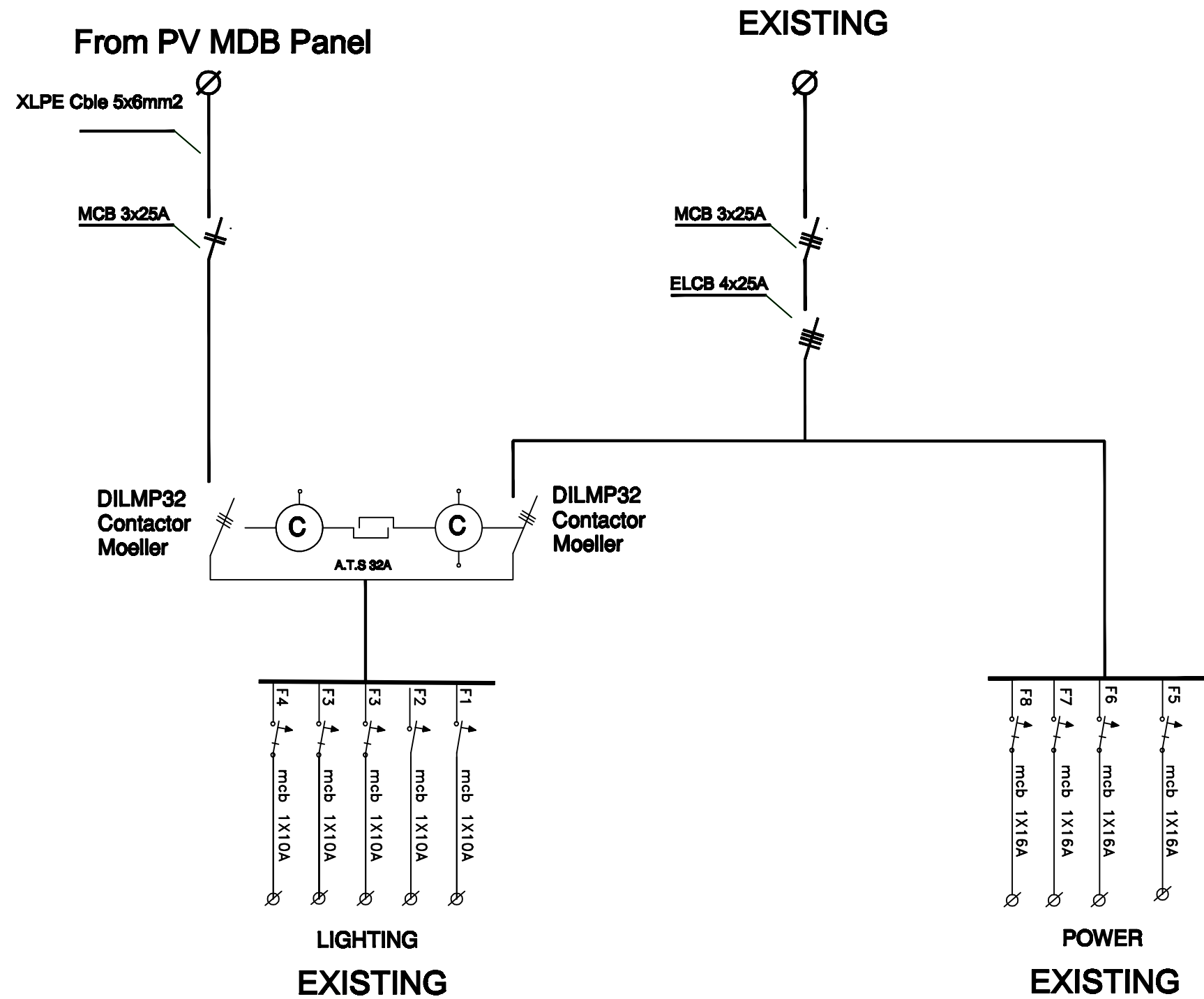
School name

Al Ma'ari Secondary Girls School

Drawing name

PV AC MDB PANEL

Scale	Drawing No.
To/From	E 07



NOTES:

FOR TENDER ONLY



PALESTINIAN NATIONAL AUTHORITY

DONATED BY



EDUCATION ABOVE ALL  
Al Falkhoora Programme

IMPLEMENTED BY



United Nations Development Programme  
Programme of Assistance to the Palestinian People

Designed	ENG. ALAA SHALABY
Checked	UNDP
Approved	UNDP

Project Name  
**RIGHT TO EDUCATION**

School name  
**Al Ma'ari Secondary Girls School**

Drawing name  
**SDS PANEL DIAGRAM**

Scale	Drawing No.
To/From	E 08



NOTES:

FOR TENDER ONLY



PALESTINIAN NATIONAL AUTHORITY

DONATED BY



EDUCATION ABOVE ALL  
Al Falkhoora Programme

IMPLEMENTED BY



United Nations Development Programme  
Programme of Assistance to the Palestinian People

Designed	ENG. ALAA SHALABY
Checked	UNDP
Approved	UNDP

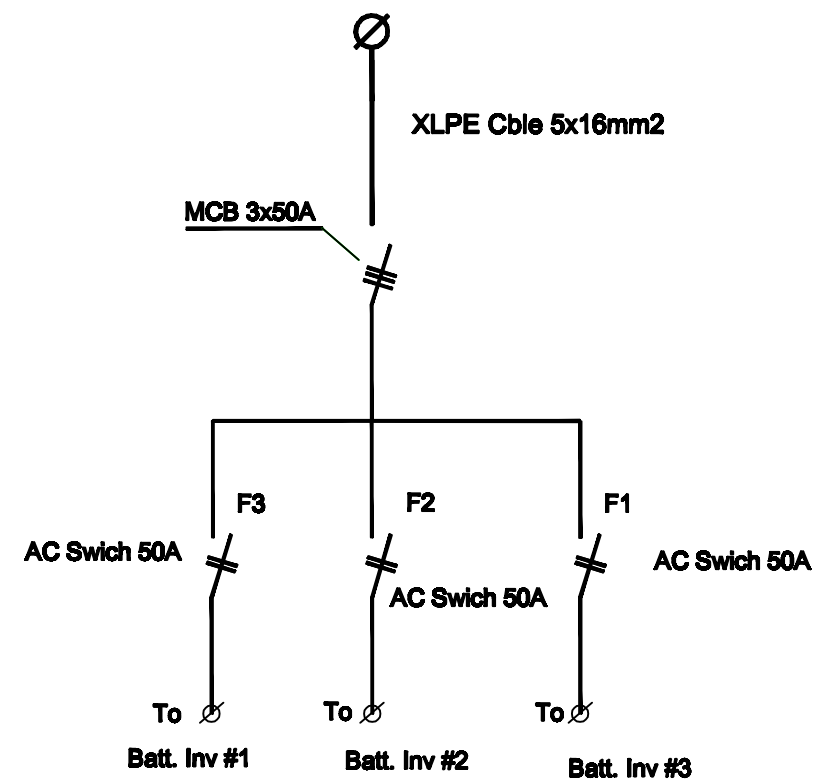
Project Name  
**RIGHT TO EDUCATION**

School name  
**Al Ma'ari Secondary Girls School**

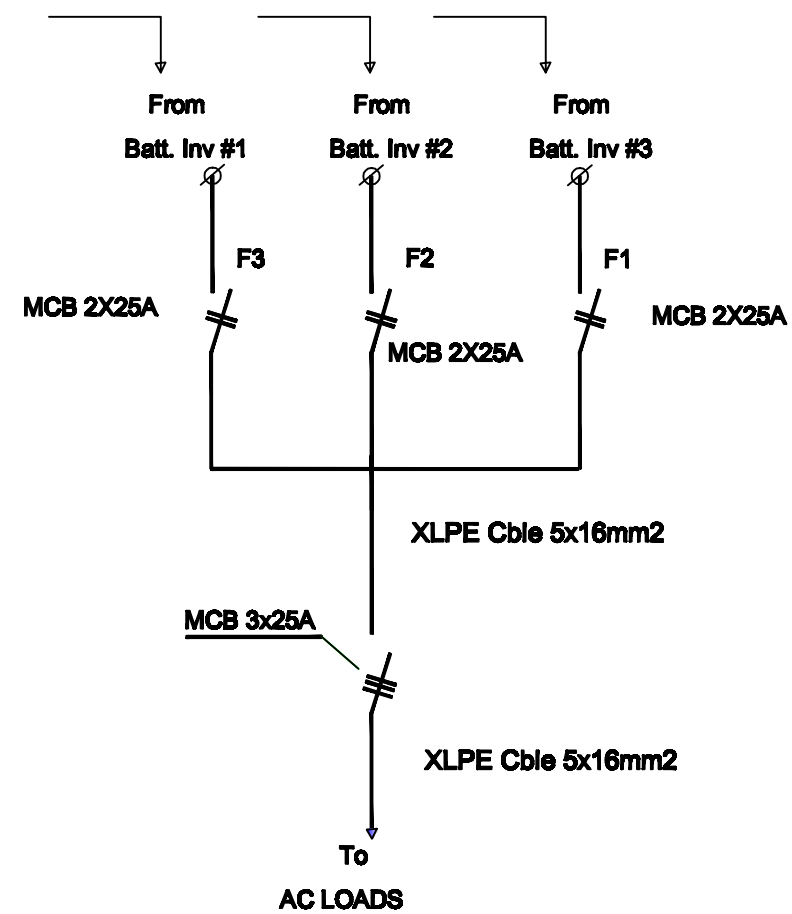
Drawing name  
**AC OUT & AC IN**

Scale	Drawing No.
To/From	<b>E 09</b>

## AC IN FOR CHARGING

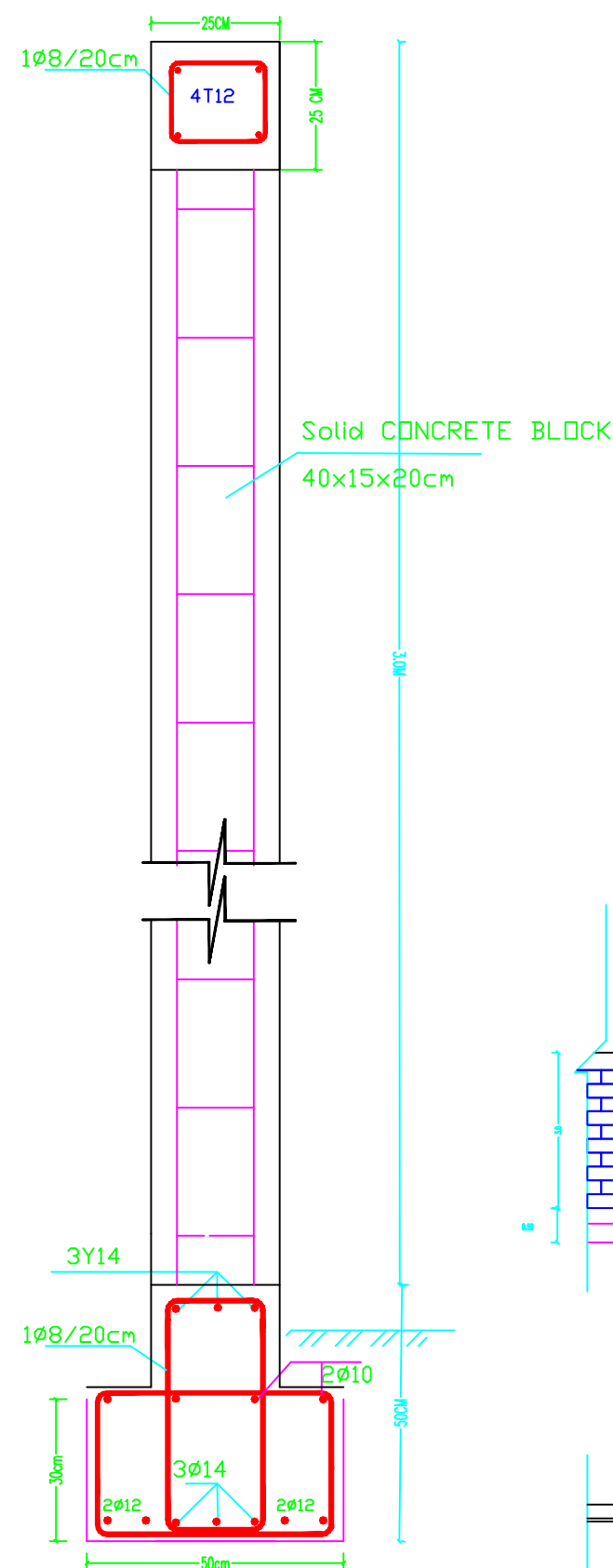


AC IN PANEL

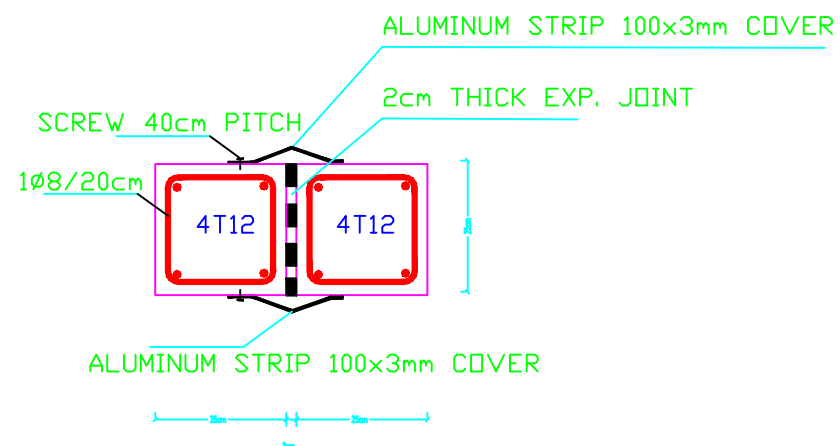


AC OUT PANEL

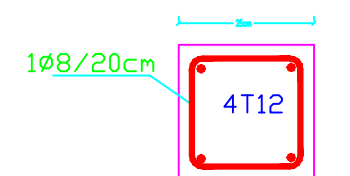
# External Works



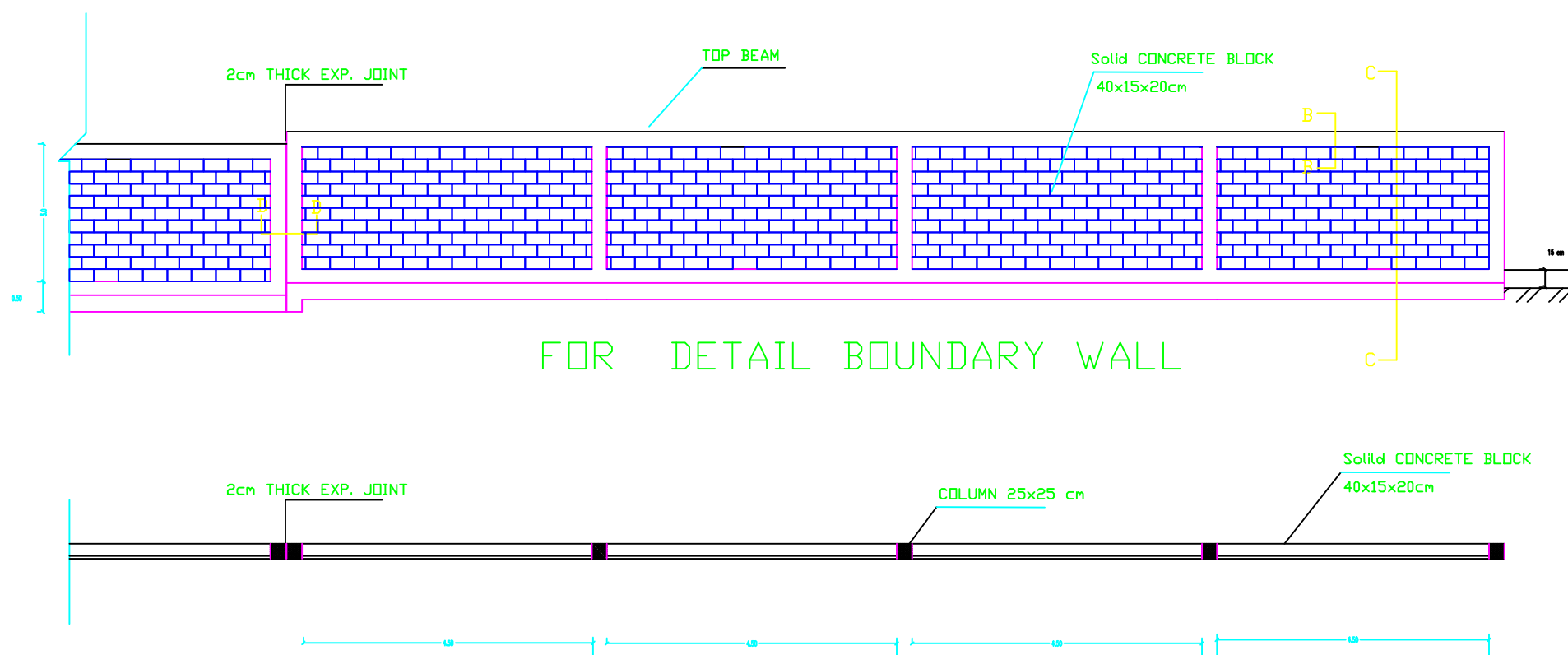
DETAILS FOR SECTION C-C



DETAILS FOR SECTION D-D



DETAILS FOR SECTION B-B



BOUNDARY WALL PLAN

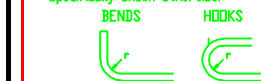
## NOTES:

- concrete class 300 kg/cm
- cover to steel incl.

- stirrups:
- In columns: 25 mm
  - In slabs: 25 mm
  - In beams: 25 mm
  - In ground beams: 50 mm
  - In foundations: 50 mm
  - In columns' necks: 50 mm
  - In ground slabs: 40 mm

- ribbed high yield steel  
yield strength = 410 N/mm<sup>2</sup>
- mild steel  
yield strength = 250 N/mm<sup>2</sup>

- Standard radii of bends and hooks  
as given below to be used unless  
specifically shown otherwise.



bar size	grade 250 (type and grade D)	grade 410 (type and grade D)
d	r	
6	12	
8	16	
10	20	
12	24	
14	28	
16	32	

Foundations, Necks, and Ground  
beam to be painted with Two  
layers of bitumen type 75

Specific materials for using  
in Expansion Joint :-

- Bituminous Sealant
- Fiber board Thickness = 20mm.
- Cork with thick. = 20mm.
- Polurethane, thick. = 20mm.  
with density not less than  
40 kg/m<sup>3</sup>
- Polystyrene with density  
not less than 40 kg/m<sup>3</sup>

FOR TENDER ONLY



PALESTINIAN NATIONAL AUTHORITY

DONATED BY



EDUCATION ABOVE ALL  
Al Falhoora Programme

IMPLEMENTED BY



United Nations Development Programme  
Programme of Assistance to the Palestinian People

Project Name

RIGHT TO EDUCATION

School name

Drawing name

FENCE DETAILS

Symbol	Drawing No.	Rev. No.
EW	EW 01	R1

NOTES:

STEEL REINFORCEMENT

Steel type: deformed steel bars.  
Yield strength:  $f_y = 4200$

CONCRETE COMPRESSIVE STRENGTH

For main building:

Plain concrete = 150 kg/cm<sup>2</sup>  
under foundation = 250 kg/cm<sup>2</sup>  
Frames: Columns = 300 kg/cm<sup>2</sup>  
Beams = 300 kg/cm<sup>2</sup>  
Ground beams = 300 kg/cm<sup>2</sup>  
Ground slabs = 200 kg/cm<sup>2</sup>  
Stairs = 300 kg/cm<sup>2</sup>

For other buildings:

Foundation = 250 kg/cm<sup>2</sup>  
Columns = 300 kg/cm<sup>2</sup>  
Ground beams = 250 kg/cm<sup>2</sup>  
Slabs = 250 kg/cm<sup>2</sup>  
Other items = 250 kg/cm<sup>2</sup>

CONCRETE COVERS

Foundation = 5-7cm  
Column Necks = 5 cm  
Columns = 2.5 cm  
Beams = 2.5 cm  
Ground beams:  
bottom cover = 5.0 cm  
Top & side cover = 2.5 cm

OTHER NOTES

- In main building, foundation & Col's are designed to carry three floors only
- Minimum excavation depth is 1.5 m
- Backfilling should be made by using selected soil on layers, max. 25cm thick each according to specification.

FOR TENDER ONLY



PALESTINIAN NATIONAL AUTHORITY

DONATED BY



EDUCATION ABOVE ALL  
Al Falhoora Programme

IMPLEMENTED BY



United Nations Development Programme  
Programme of Assistance to the Palestinian People

Project Name

RIGHT TO EDUCATION

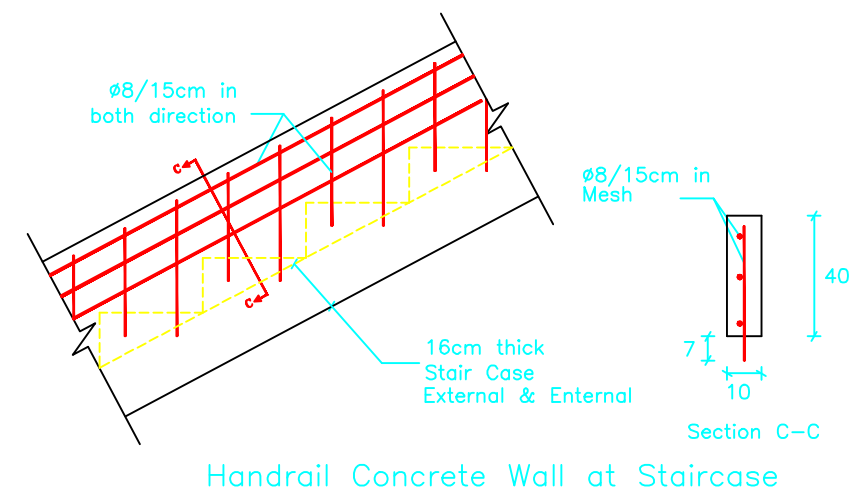
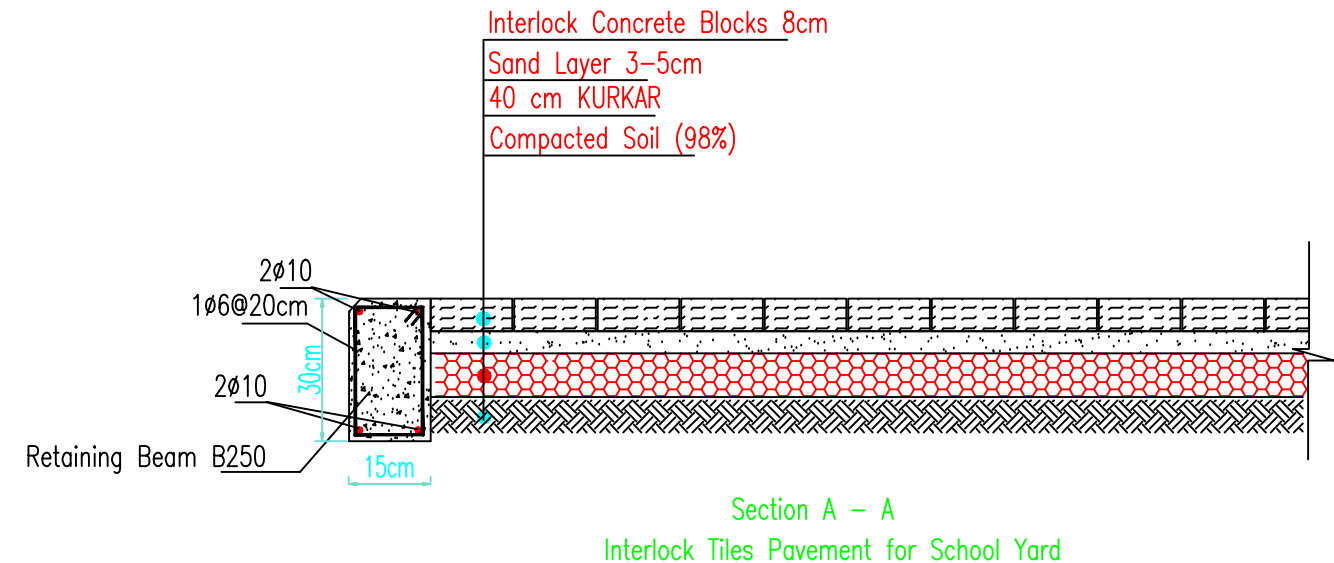
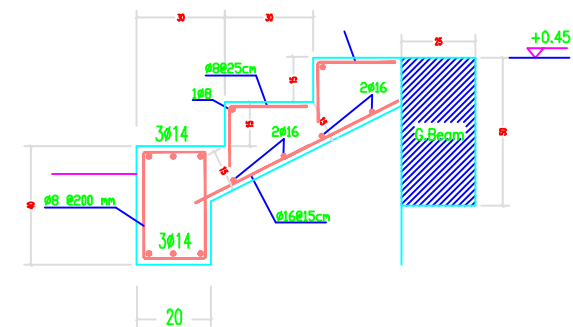
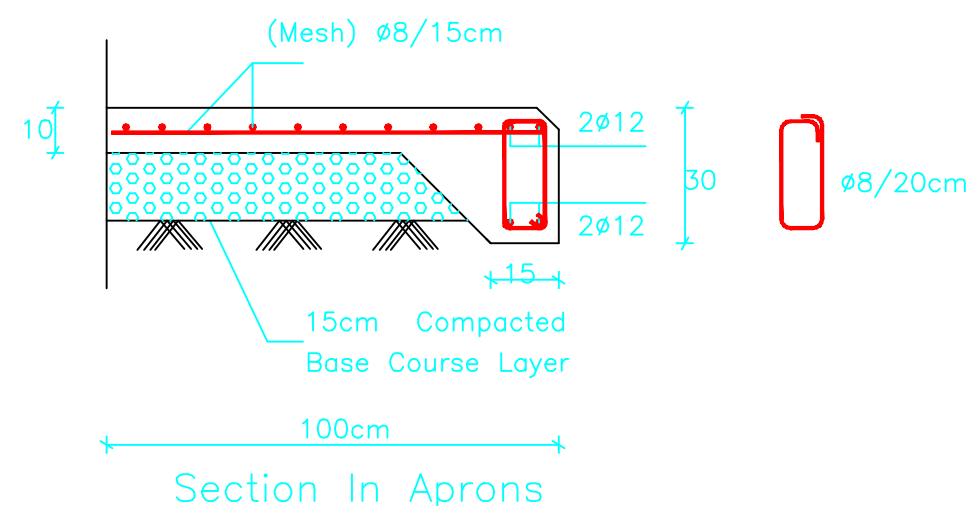

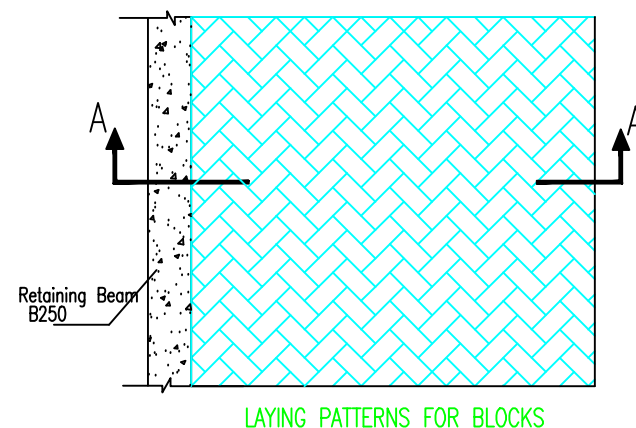
School name

Drawing name


Aprons detail, handrail concrete wall  
stair case & interlock details

Symbol	Drawing No.	Rev. No.
88	BW 02	R1

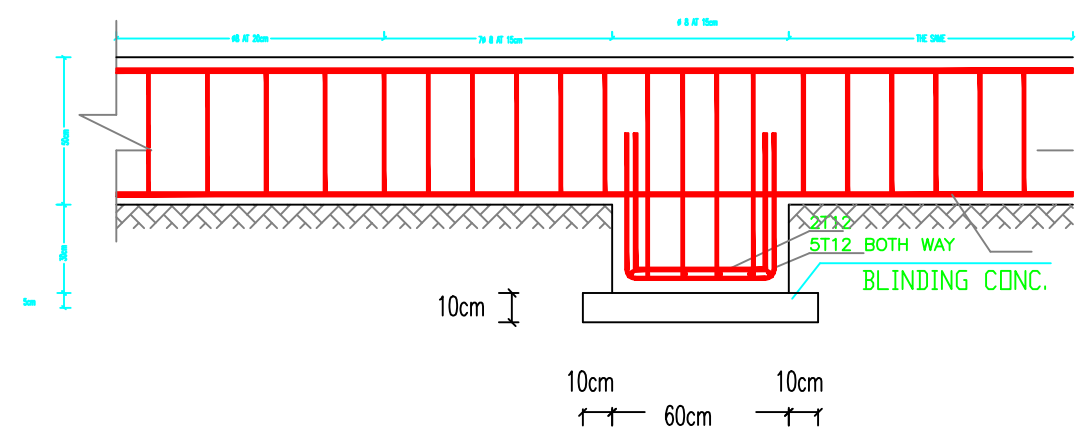
The Contractor has to submit detailed  
Shop Drawings of all works for approval  
Of the supervisor Engineer



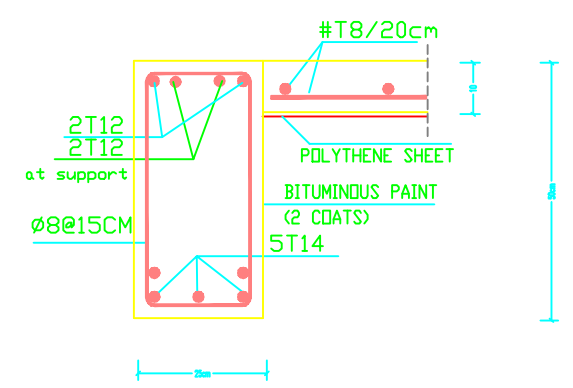
The Contractor has to submit detailed Shop Drawings of all works for approval Of the supervisor Engineer



PLATFORM PLAN



DETAIL for bed in tie beams level



SEC. 1-1

NOTES:

FOR TENDER ONLY



PALESTINIAN NATIONAL AUTHORITY

DONATED BY



EDUCATION ABOVE ALL  
Al Fakhroo Programme

IMPLEMENTED BY



United Nations Development Programme  
Programme of Assistance the Palestinian People

Project Name

RIGHT TO EDUCATION

School name

Drawing name

PLATFORM PLAN & DETAILS

Symbol	Drawing No.	Rev. No.
88	BW 03	R1

NOTES:

FOR TENDER ONLY



PALESTINIAN NATIONAL AUTHORITY

DONATED BY



EDUCATION ABOVE ALL  
Al Fakhroa Programme

IMPLEMENTED BY



United Nations Development Programme  
Programme of Assistance the Palestinian People

Project Name

RIGHT TO EDUCATION

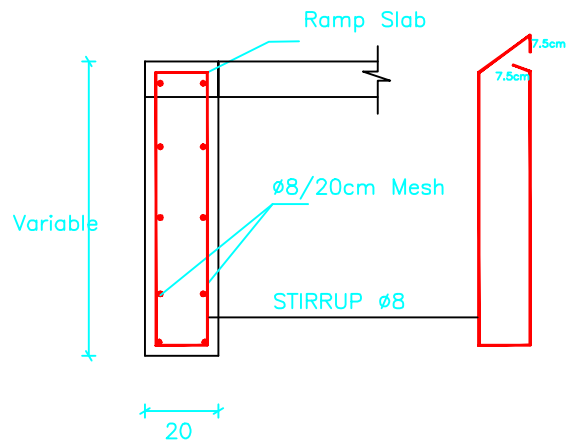
School name

Drawing name

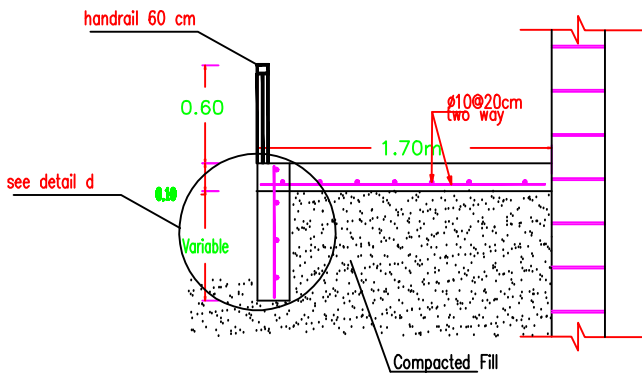
Ramp details

Symbol	Drawing No.	Rev. No.
88	EW 04	R1

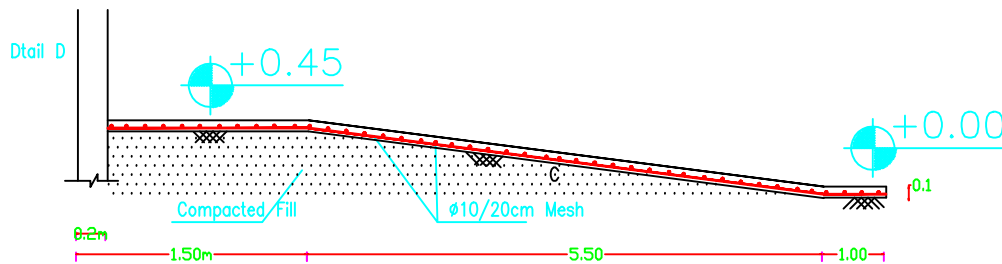
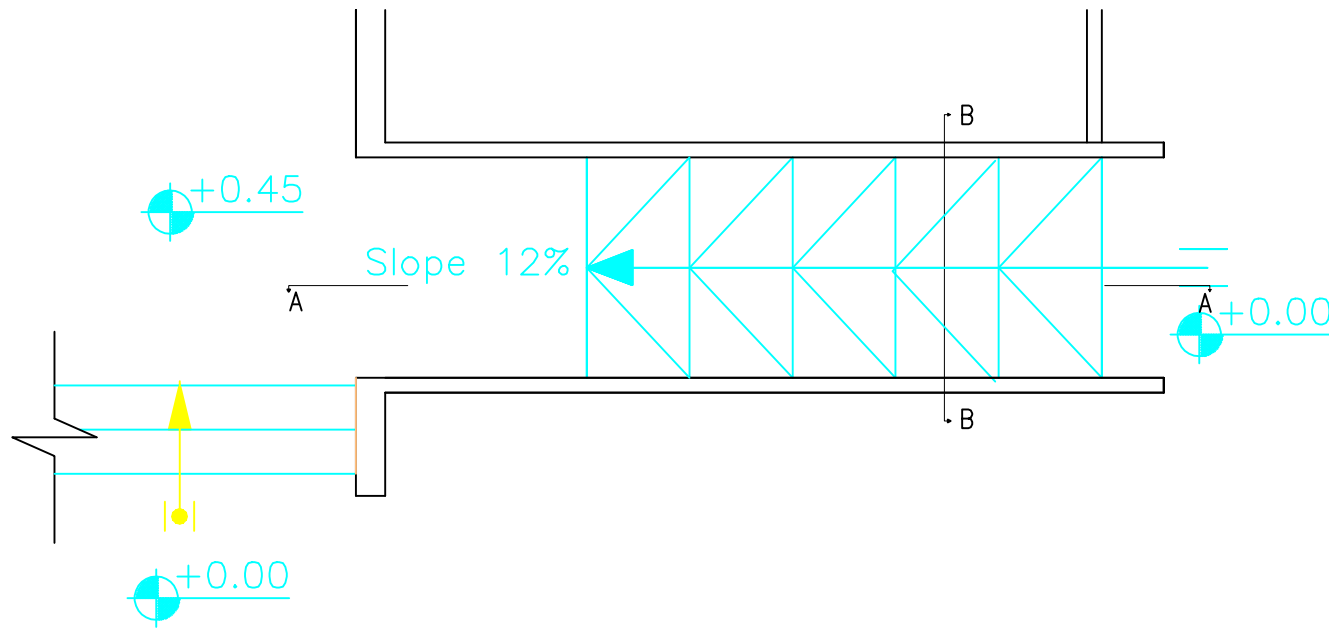
The Contractor has to submit detailed  
Shop Drawings of all works for approval  
Of the supervisor Engineer



Section In Detail D  
Details of Ramps Reinf. Concrete beams



Section B-B  
Section in Ramp



Section A-A

Ramp details

Technical drawing of a steel gate elevation. The drawing shows a cross-section of the gate structure, including the column, double sheet steel, steel bar, steel plate, and footing. Dimensions are provided in meters (m) and millimeters (mm).

**Dimensions:**

- Column width: 300 mm (30X30)
- Double sheet steel thickness: 2 mm (DOUPLE SHEET STEEL(2mm THIC.))
- Steel bar size: 12 mm x 12 mm (STEEL BAR(12x12)mm)
- Steel plate size: 50 mm x 50 mm x 5 mm (STEEL PLATE(50X50X5)mm)
- Footing size: 700 mm x 700 mm x 40 mm (FOOTING(70x70x40))

**Other labels:**

- STEEL GATE ELEVATION
- SCALE 1:50

**SCALE 1:50**

**SECTION(A-A)**  
SCALE 1:50

**DETAIL(A)**

**DETAIL(B)**

**SECTION C-C**  
SCALE 1:2

2.0mm mild steel sheeting

hinge

30x10x2mm mild steel channel profile

neoprene seal

45x95x3mm mild steel frame

SCALE 1 : 2

## Profile 100x60x3mm

DETAIL(B)

SECTION IN COLUMN FOOTING

1. all timber to be softwood unless otherwise shown.
2. architraves and cover moulds to be fixed to door frames with panel pins.
3. details should be handed where necessary.
4. hinges where necessary 3 butt hinges per door leaf, all hinges to be approved.
5. wooden frames/frames abutting blockwork to be built in with mild steel cramps as per specification.
6. frames abutting concrete to be drilled, countersunk and fixed with 3 screws per jamb.
7. doors/cup: projecting wall mounted type/crim long, fixed 190cm above FFL.
8. Wooden doors white wood and 4-mm thick plywood.
9. All timber will be painted two coats of oil paint according to the engineer approval and frame will be connected together by dove tail.
10. Door stopper must be fixed for all door's.
11. Door frame width will be equal
12. The door lock is "SWITCH UNION"(best quality)

**NOTS FOR METAL DOORS**

\*-THE PRICE INCLUDE: SUPPLYING ,ERECTING  
PAINTING AND SWITCH UNION KEY.

FOR TENDER ONLY



**EDUCATION ABOVE ALL**  
**Al Fakhroon Programme**

**United Nations Development Programme  
Programme of Assistance to the Palestinian People**

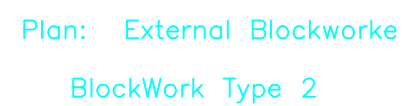
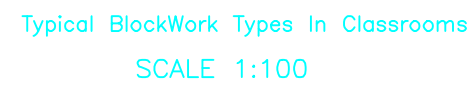
### Main Gate Details

Rev. No.

1

# General Drawings





FOR TENDER ONLY



**EDUCATION ABOVE ALL**  
**Al Fakhra Programme**

**United Nations Development Programme  
Programme of Assistance the Palestinian People**

## RIGHT TO EDUCATION

### Block Work Detail

<b>Symbol</b>	<b>Drawing No.</b>	<b>Rev. No.</b>
RM	GD 00	R1

# NOTES:

- FC1 = PLASTER & POLYIDE FOR CEILING.
- WF1 = PLASTER & OIL PAINT UP TO 2.20m. & EMULSION PAINT UP TO THE CEILING.
- F1 = TERRAZZO TILE SIZE 25X25X2.5cm
- SK1 = TERRAZZO SKIRTING 1X7cm
- BEFOR STARTING ANY WORK, THE CONTRACTOR HAS TO HANDLE SHOPDRAWINGS SHOWING THE RELATIONS BETWEEN WORKS ESPECIALLY LEVELS, WALLS & FLOORS SHOWING THE DIMENSIONS & DETAILS.
- THE ENGINEER APPROVAL OF THE SHOPDRAWING MUST BE BEFOR STARTING WITH ANY WORK.
- \*-indicated thicknesses of blackboard don't include laminating timber sizes shown are finished sizes.
- \*-all timber shown is softwood unless otherwise described.
- a) all hardwood to be Romanian Beech
- b) all softwood to be Swedish KXB
- \*-blackboard shelves to be screwed to frame members at 20cm centers.
- \*-blackboard worktops to be fixed as above at 50cm centers.
- \*-architraves, beads, and mouldings to be fixed using panel pins.
- \*-all joinery to be finished with clear polyurethane varnish applied in four coats with each coat well rubbed down before application of next coat.
- \*-C TO BE LOCATED ON SITE

FOR TENDER ONLY



PALESTINIAN NATIONAL AUTHORITY

DONATED BY



EDUCATION ABOVE ALL  
Al Falchoora Programme

IMPLEMENTED BY



United Nations Development Programme  
Programme of Assistance to the Palestinian People

Project Name

RIGHT TO EDUCATION

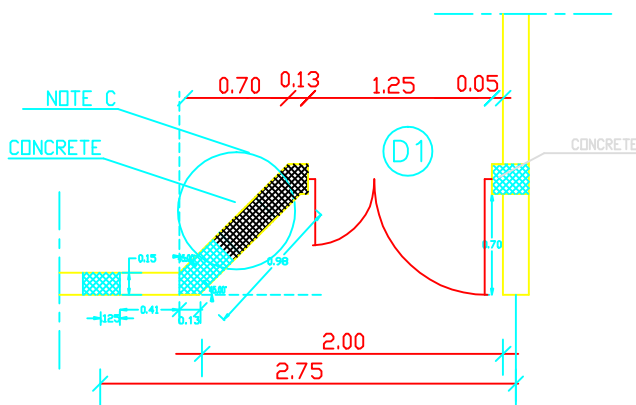
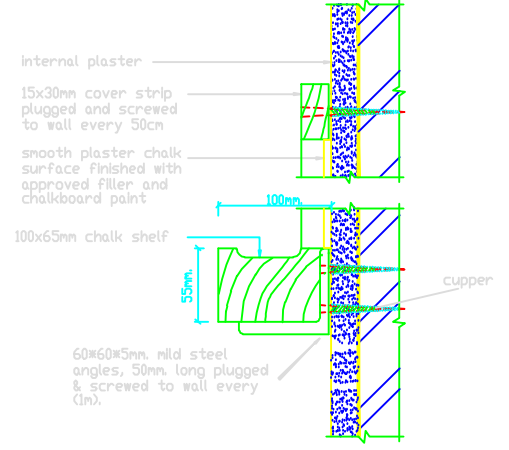
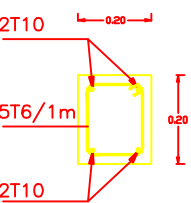
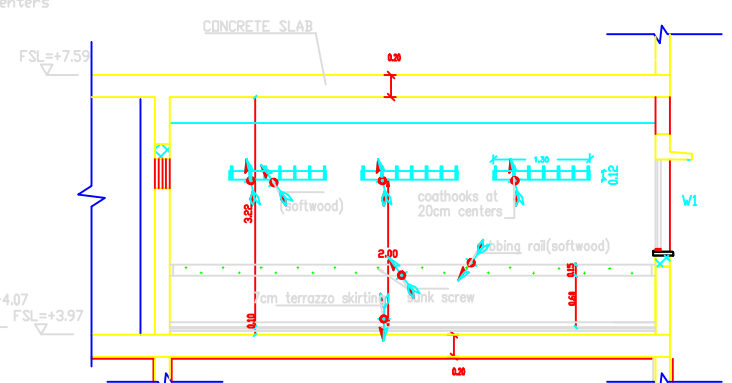
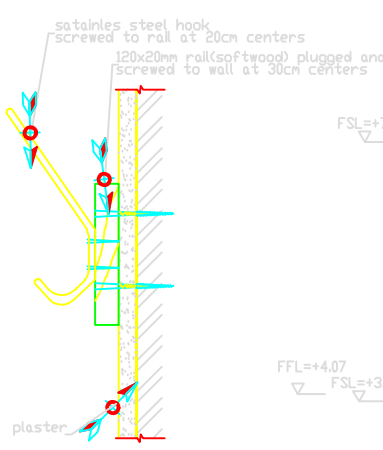
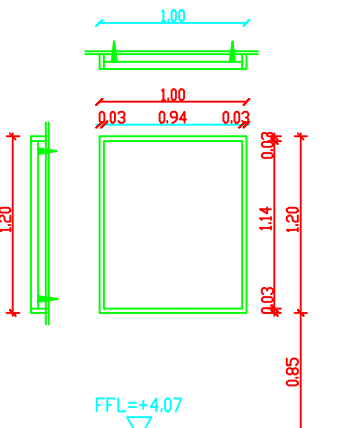
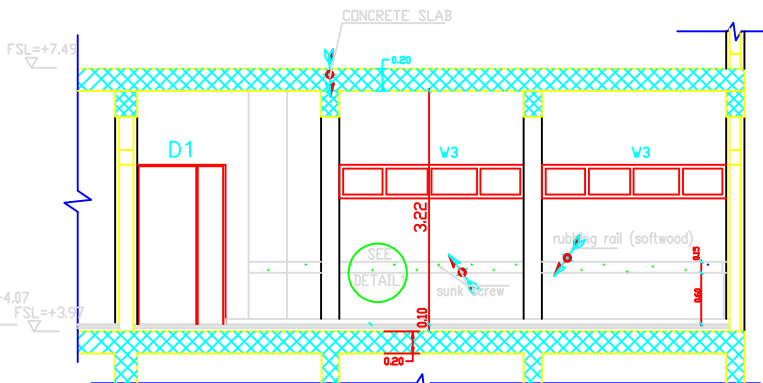
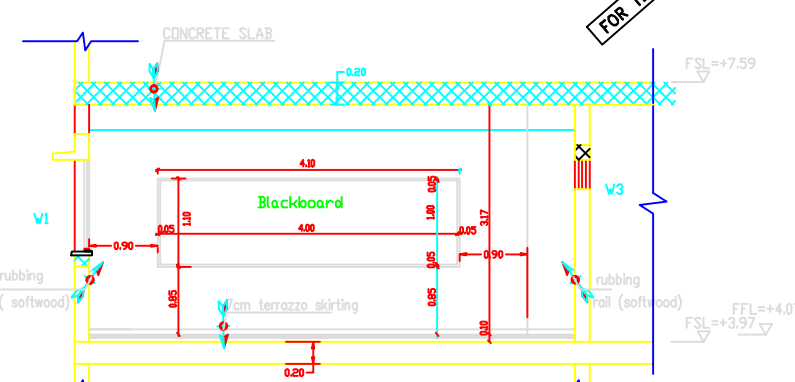
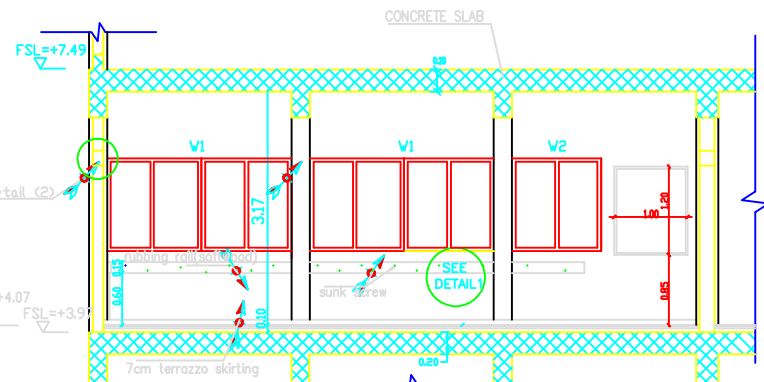
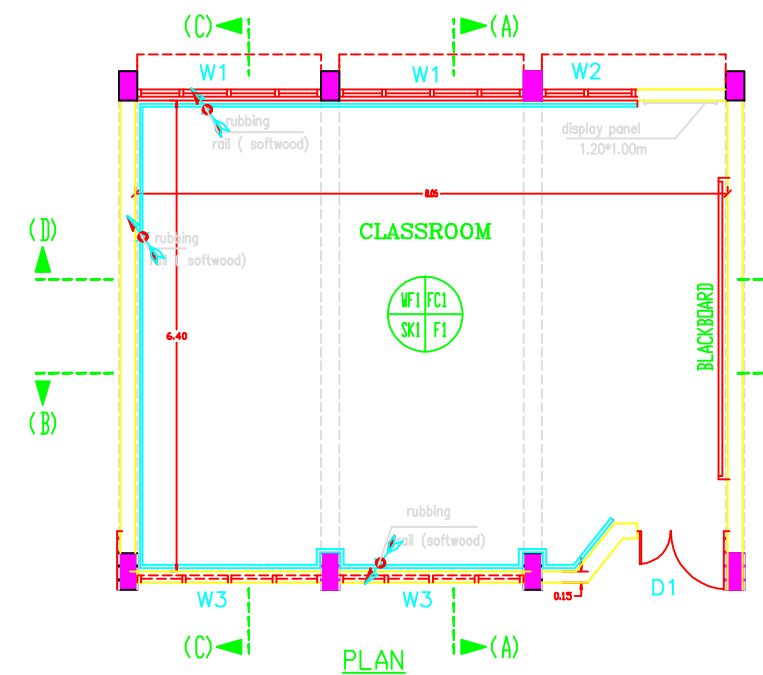
School name

Drawing name

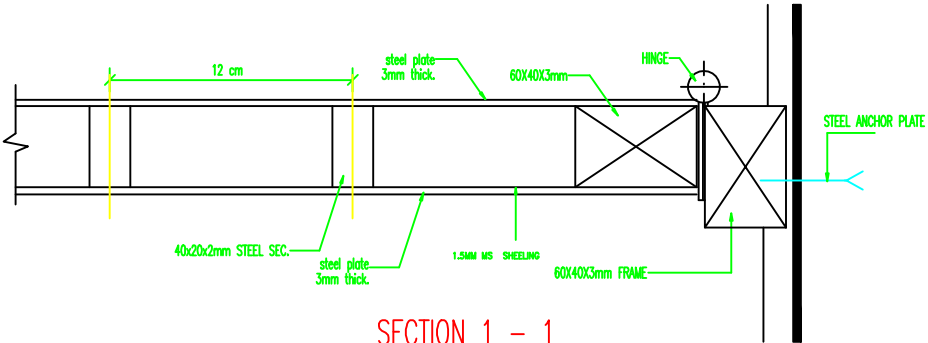
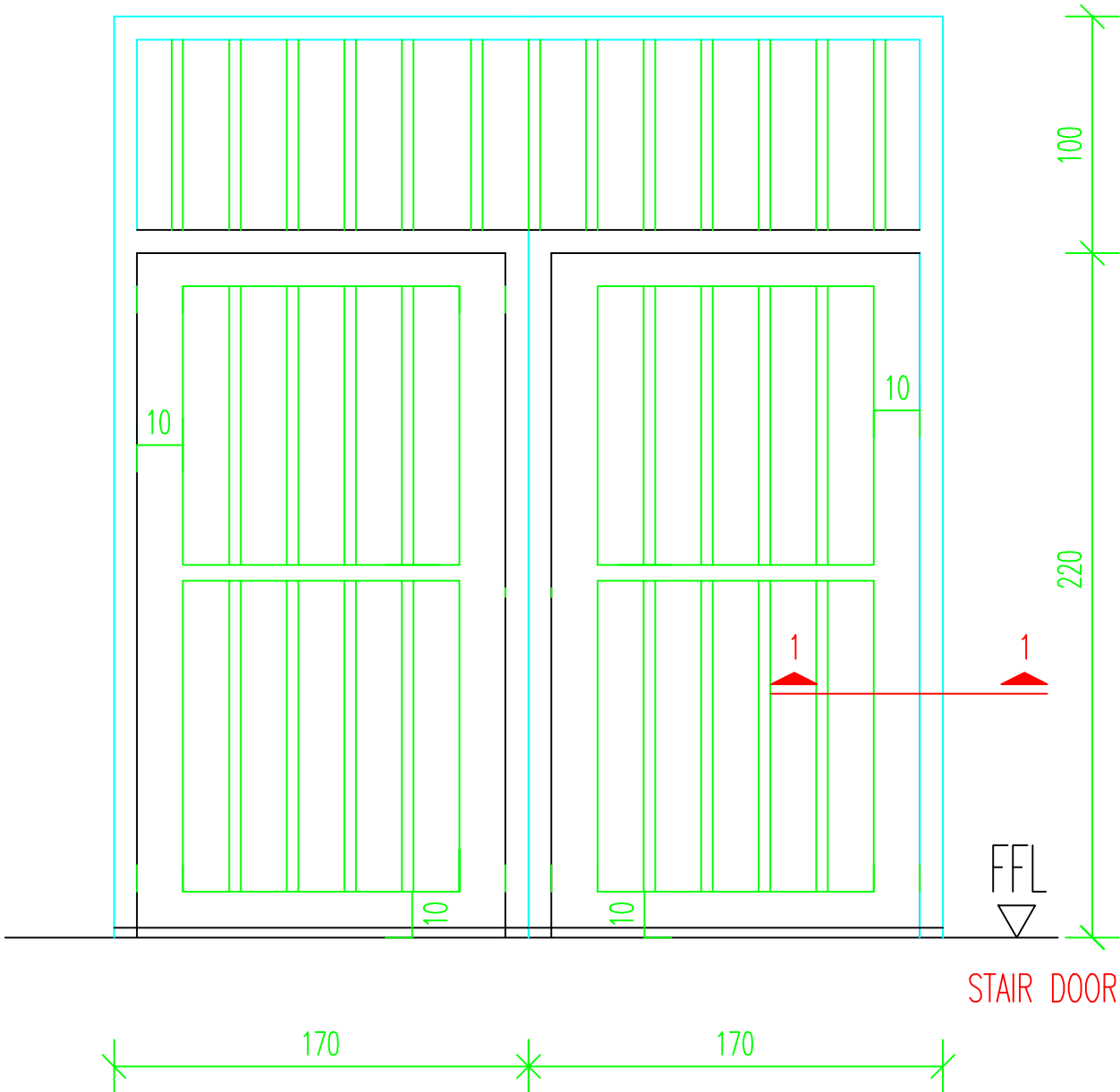
CLASSROOM DETAILS

Symbol	Drawing No.	Rev. No.
288	GD 01	R1

FOR TENDER ONLY



# DS5



**NOTES:**

- all wooden doors should receive one primer coat min. two coats of putting and smothing two coats of oil paint
- other wooden works should receive one primer lazor and final colorlessl warmish coat
- all galvansised steel works should receive one primer primer POLYZINC coat, one coat od undercoat & two coats of oil.
- the color to be chosen by the Eng.

FOR TENDER ONLY



**PALESTINIAN NATIONAL AUTHORITY**

DONATED BY



**EDUCATION ABOVE ALL**  
**Al Fakhroo Programme**

**IMPLEMENTED BY**

**United Nations Development Programme  
Programme of Assistance to the Palestinian People**

Project Name

## RIGHT TO EDUCATION

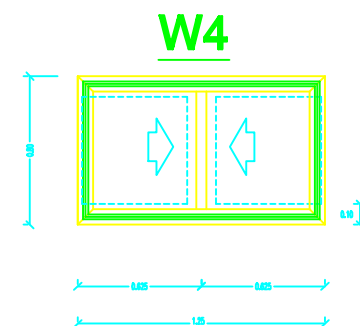
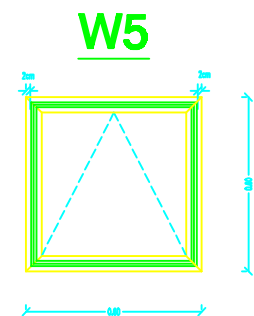
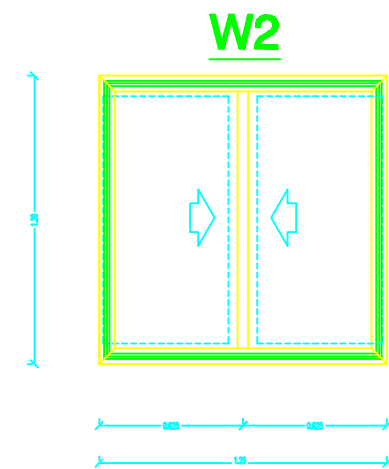
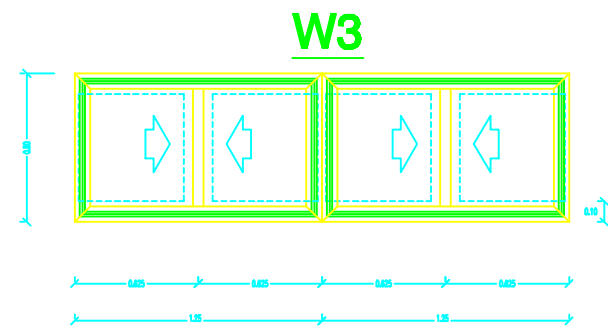
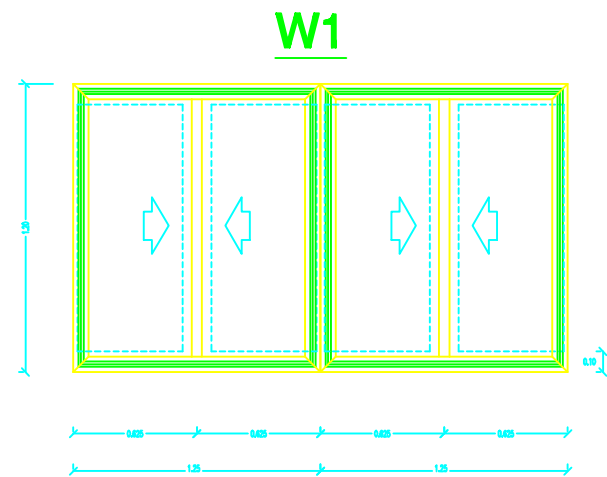
School name

Drawing name

## STEEL DOORS DETAILS

<b>Symbol</b>	<b>Drawing No.</b>	<b>Rev. No.</b>
RS	GD 02	R1

The Contractor has to submit detailed Shop Drawings of all works for approval Of the supervisor Engineer



## TOILET WINDOWS

### NOTES:

1. Aluminum windows are white anodized aluminum with 4mm thick clear glass with color gray of cross section Section 7000 or 4500.
2. All the accessories of windows are aluminum.
- 3-Marbel subframe 3cm thick must be provided at windows sills for all windows 27cm width.
- 4- Aluminium section shown are indicative only-contractor shall submit shopdrawing to director of work to be approved


-BEFORE STARTING ANY WORK, THE CONTRACTOR HAS TO HANDLE SHOPDRAWINGS SHOWING THE RELATIONS BETWEEN WORKS ESPECIALLY LEVELS, CROSSING, WALLS REQUIRED IN THE CIELINGSS WALLS & FLOORS SHOWING THE DIMENSIONS & DETAILS.  
THE ENGINEER APPROVAL OF THE SHOPDRAWING MUST BE BEFORE STARTING WITH ANY WORK.

FOR TENDER ONLY



PALESTINIAN NATIONAL AUTHORITY

DONATED BY



EDUCATION ABOVE ALL  
Al Falkhoora Programme

IMPLEMENTED BY



United Nations Development Programme  
Programme of Assistance the Palestinian People

Project Name

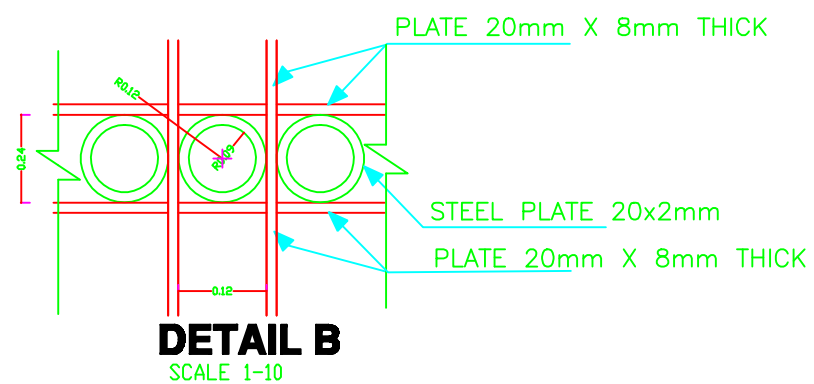
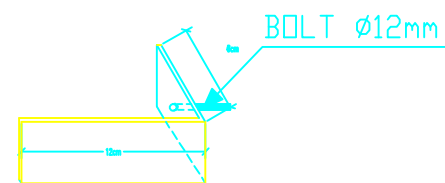
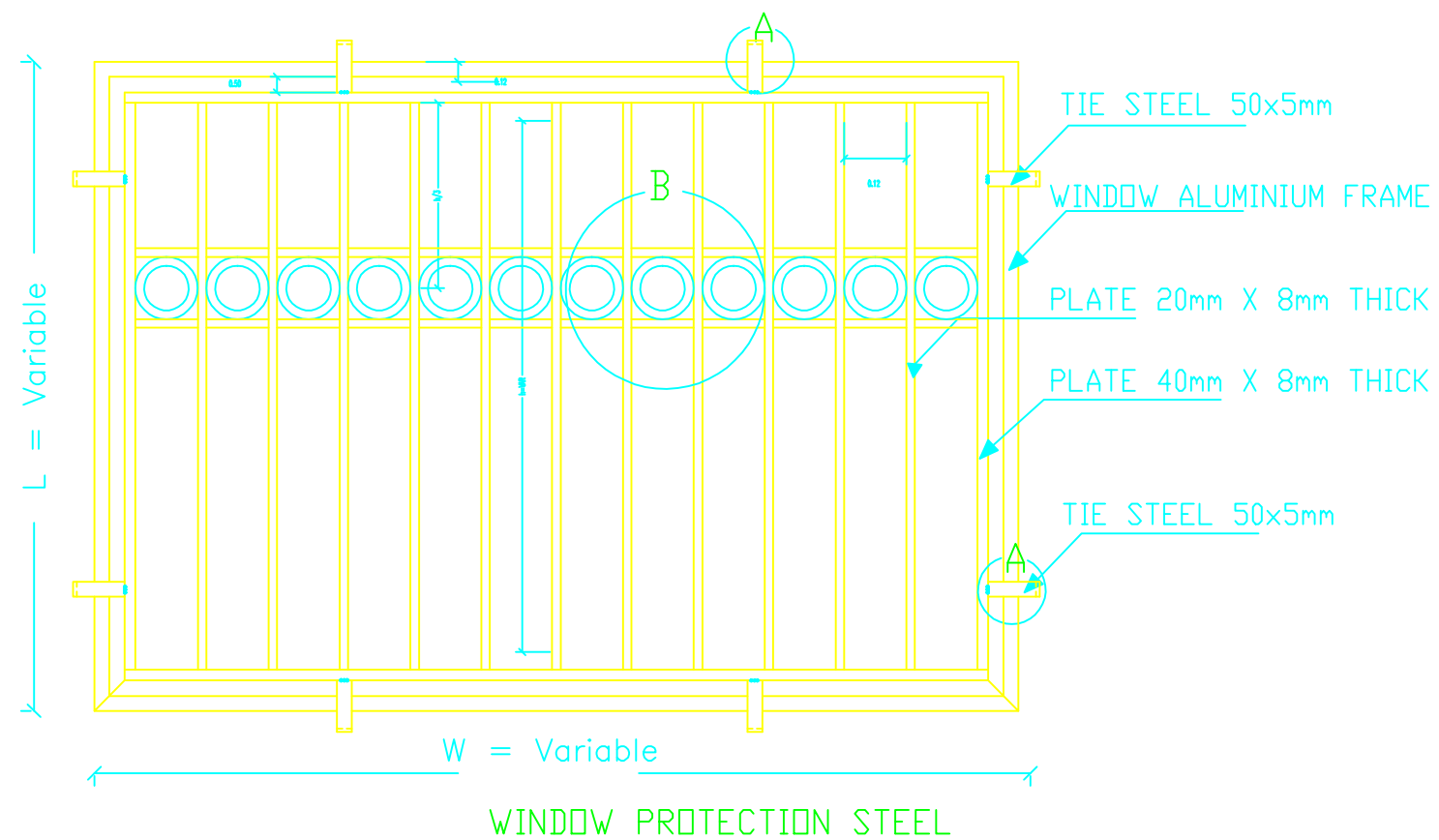
RIGHT TO EDUCATION

School name

Drawing name

WINDOW DETAILS

Symbol	Drawing No.	Rev. No.
W1	GD 03	R1



ANGLE FIXING DETAIL  
**DETAIL A**

NOTES:

FOR TENDER ONLY



PALESTINIAN NATIONAL AUTHORITY

DONATED BY



EDUCATION ABOVE ALL  
Al Fakhara Programme

IMPLEMENTED BY



United Nations Development Programme  
Programme of Assistance the Palestinian People

Project Name

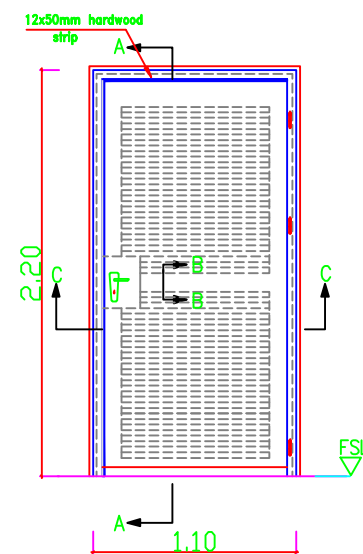
**RIGHT TO EDUCATION**

School name

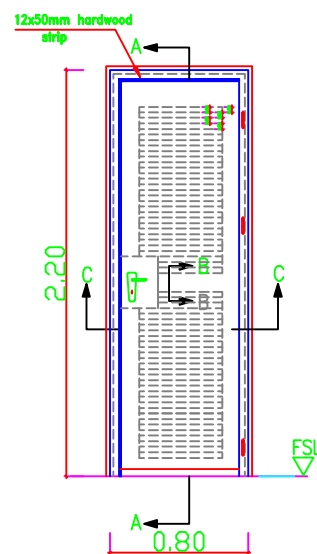
Drawing name

**STEEL PROTECTION DETAILS**

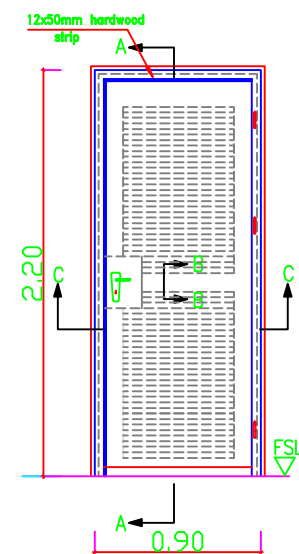
Symbol	Drawing No.	Rev. No.
BS	GD 04	R1



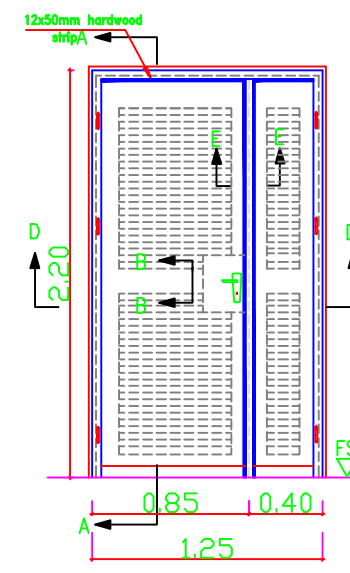
**D4**  
(1.10 \* 2.20)



**D3**  
(0.80\* 2.20)

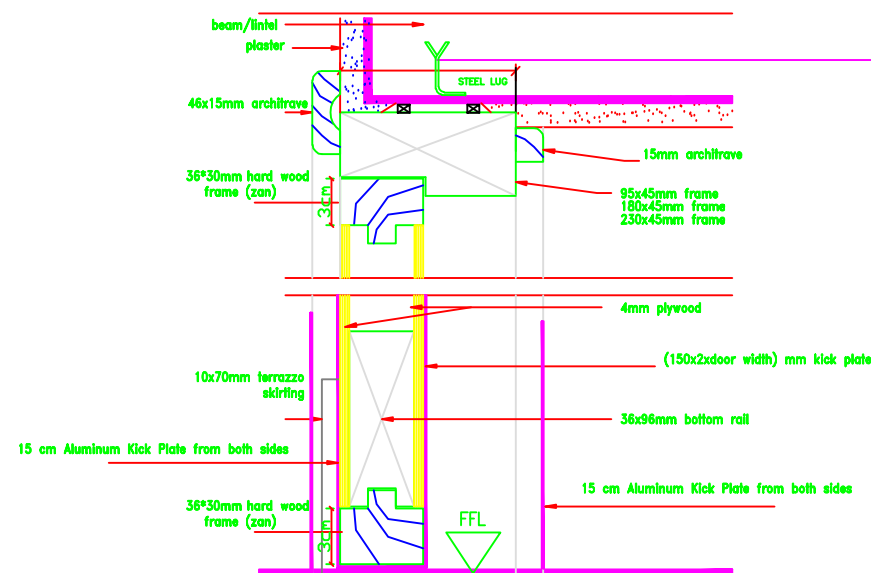


**D2**  
(0.90 \* 2.20)

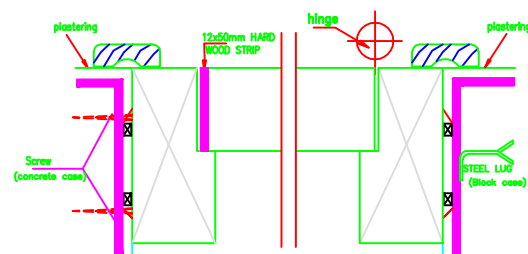


**D1**  
(1.25\* 2.20)

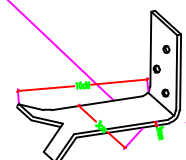
## ELEVATIONS



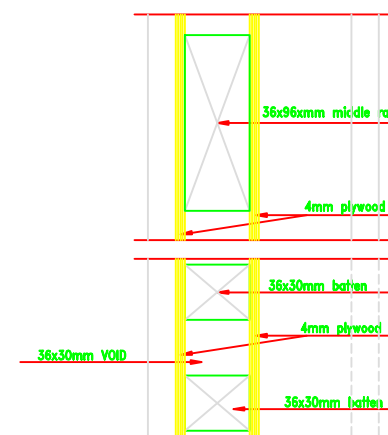
**SECTION A-A**



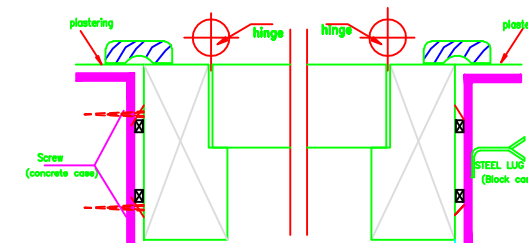
**SECTION C - C**



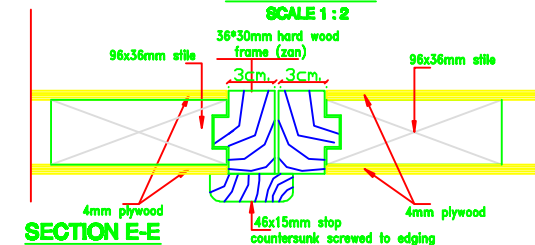
**TIMBER DOOR FRAME**



**SECTION B-B**



**SECTION D - D**



**SECTION E-E**

## NOTES:

FOR TENDER ONLY



PALESTINIAN NATIONAL AUTHORITY

DONATED BY



EDUCATION ABOVE ALL  
Al Falchoora Programme

IMPLEMENTED BY



United Nations Development Programme  
Programme of Assistance the Palestinian People

Project Name

**RIGHT TO EDUCATION**

School name

Drawing name

**WOODEN DOORS DETAILS**

Symbol

Drawing No.

Rev. No.

205

GD 05

R1

STEEL DOORS

NOTES:

- all wooden doors should receive one primer coat min. two coats of putting and smothing two coats of oil paint
- other wooden works should receive one primer lazor and final coloremless warnish coat
- all galvansied steel works should receive one primer primer POLYZINC coat, one coat od undercoat & two coats of oil.
- the color to be choosen by the Eng.

FOR TENDER ONLY



PALESTINIAN NATIONAL AUTHORITY

DONATED BY



EDUCATION ABOVE ALL  
Al Fakhro Programme

IMPLEMENTED BY



United Nations Development Programme  
Programme of Assistance the Palestinian People

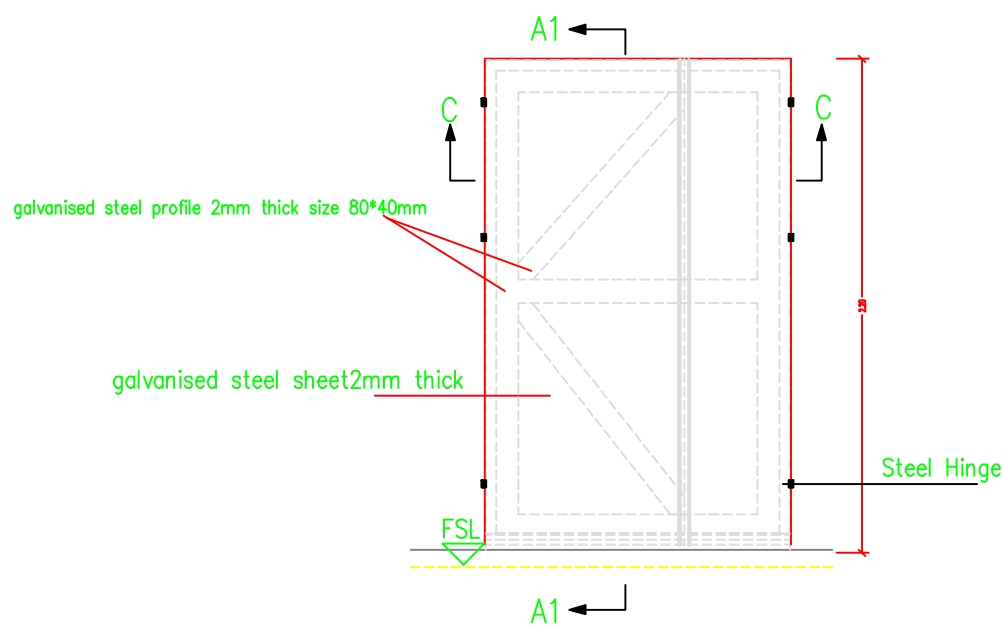
Project Name  
**RIGHT TO EDUCATION**

School name

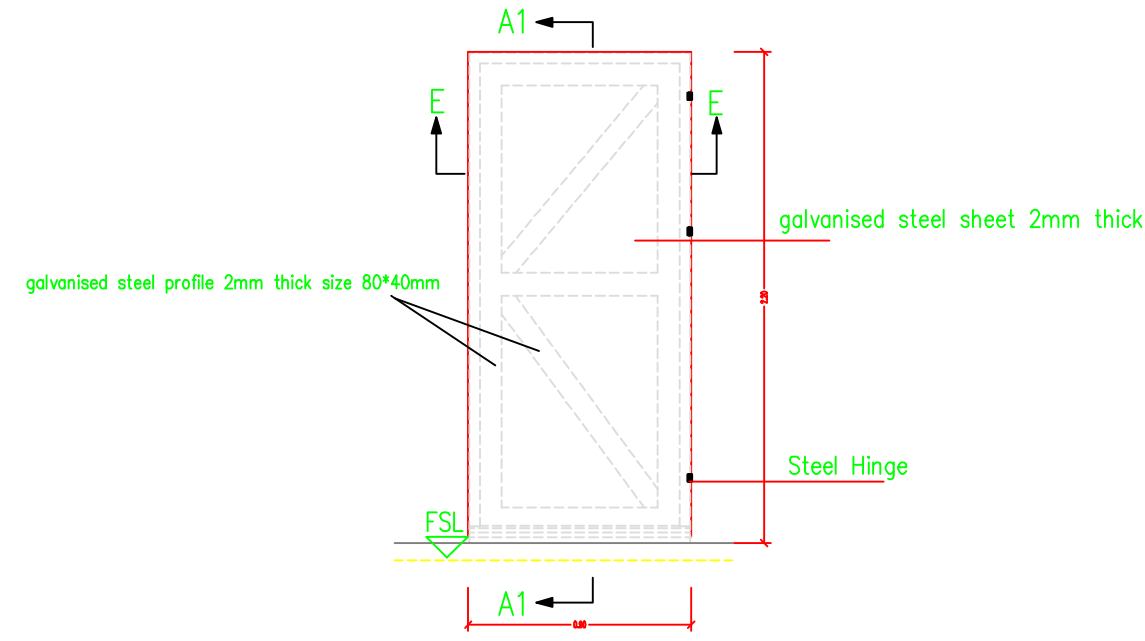
Drawing name  
**STEEL DOORS DETAILS**

Symbol	Drawing No.	Rev. No.
255	GD 06	R1

The Contractor has to submnit detailed Shop Drawings of all works for approval Of the supervisor Engineer

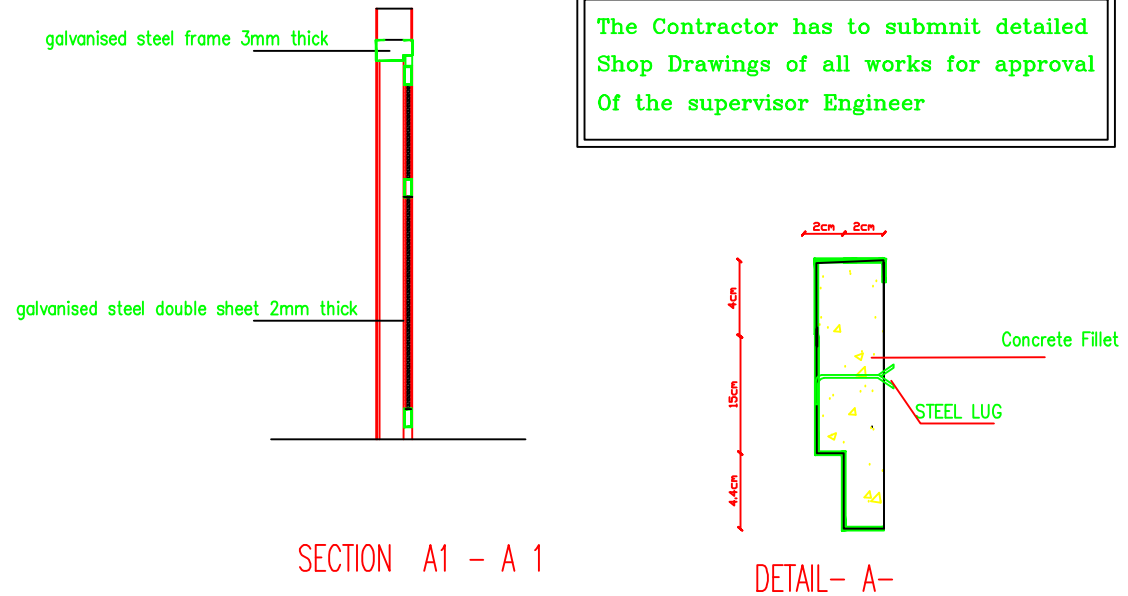


DS1



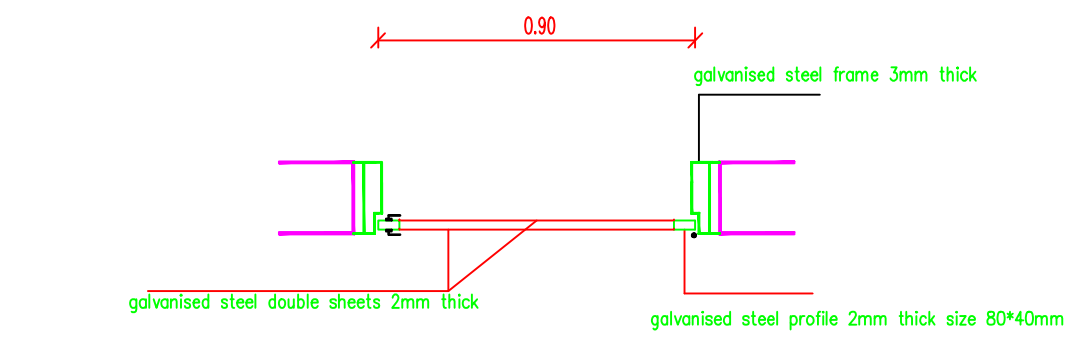
DS2

ELEVATIONS

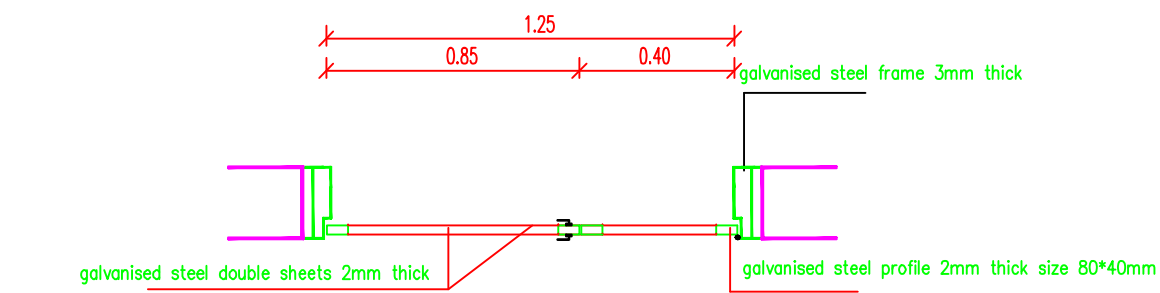


SECTION A1 - A 1

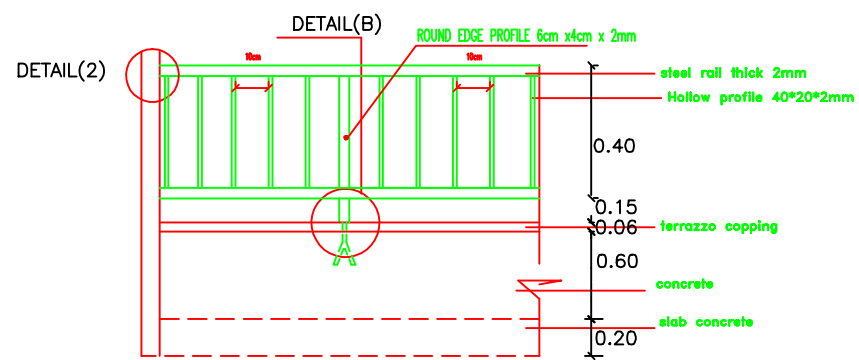
DETAIL- A-



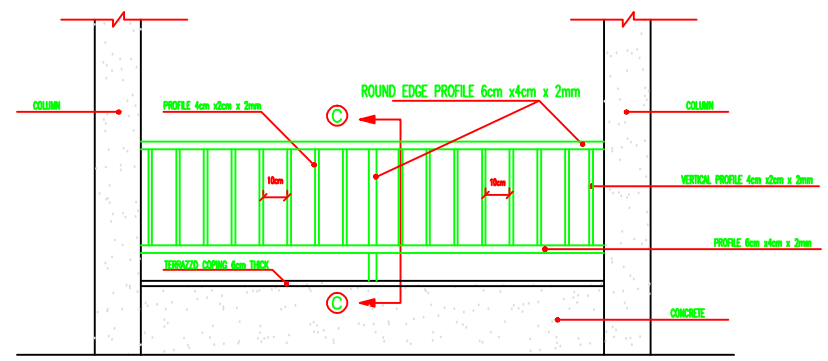
SECTION E - E



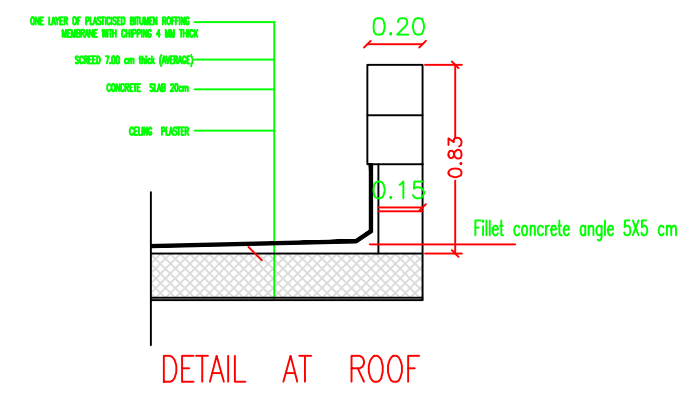
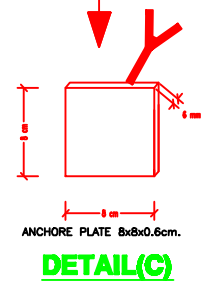
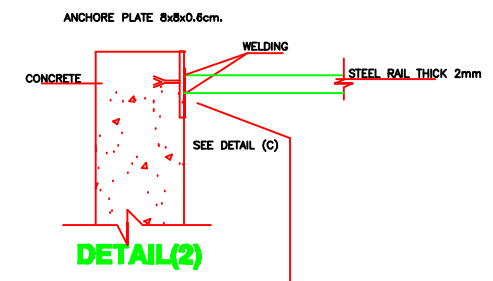
SECTION C - C



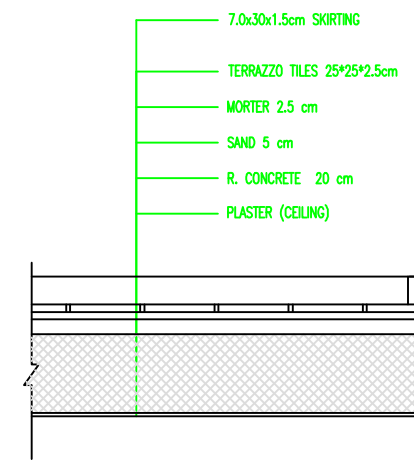
HANDRAIL DETAIL



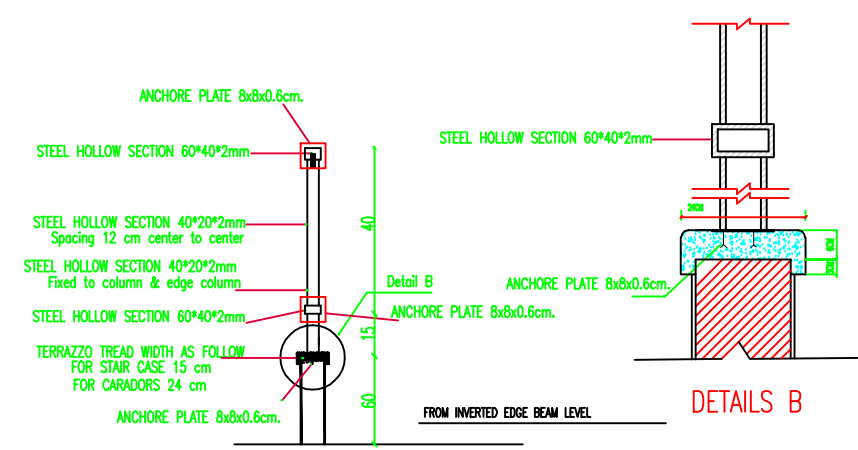
CORRIDOR HANDRAIL ELEVATION



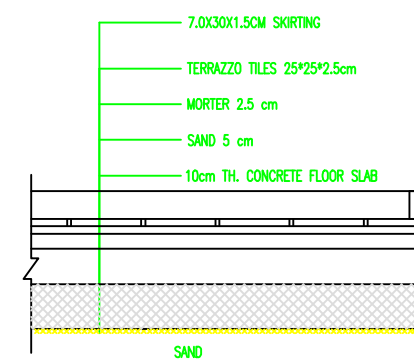
DETAIL AT ROOF



DETAIL AT TYPICAL FLOOR SLAB



CORRIDOR HANDRAIL DETAILS (SECTION C-C )



DETAIL AT GROUND FLOOR STAIR ROOFS DETAILS

NOTES:

FOR TENDER ONLY



PALESTINIAN NATIONAL AUTHORITY

DONATED BY



EDUCATION ABOVE ALL  
AI Fakhroa Programme

IMPLEMENTED BY



United Nations Development Programme  
Programme of Assistance the Palestinian People

Project Name

RIGHT TO EDUCATION

School name

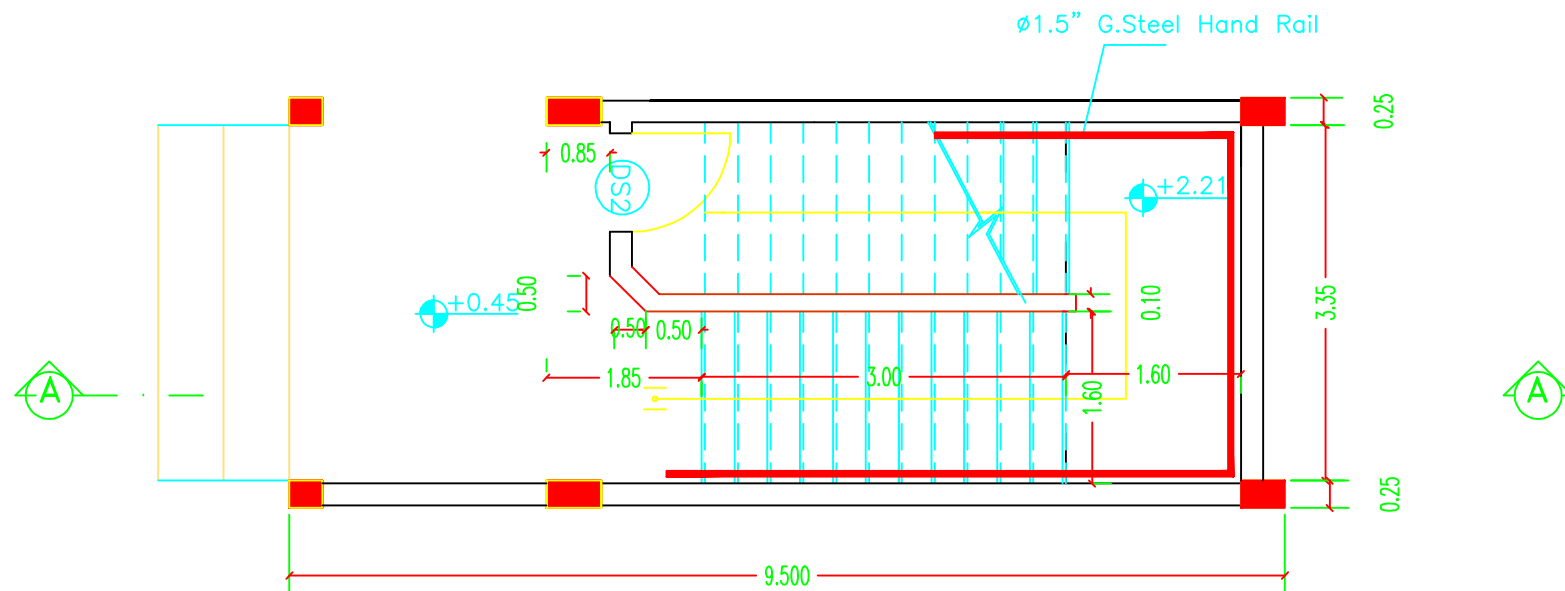
Drawing name

STAIR & CORRIDOR HANDRAIL DETAILS

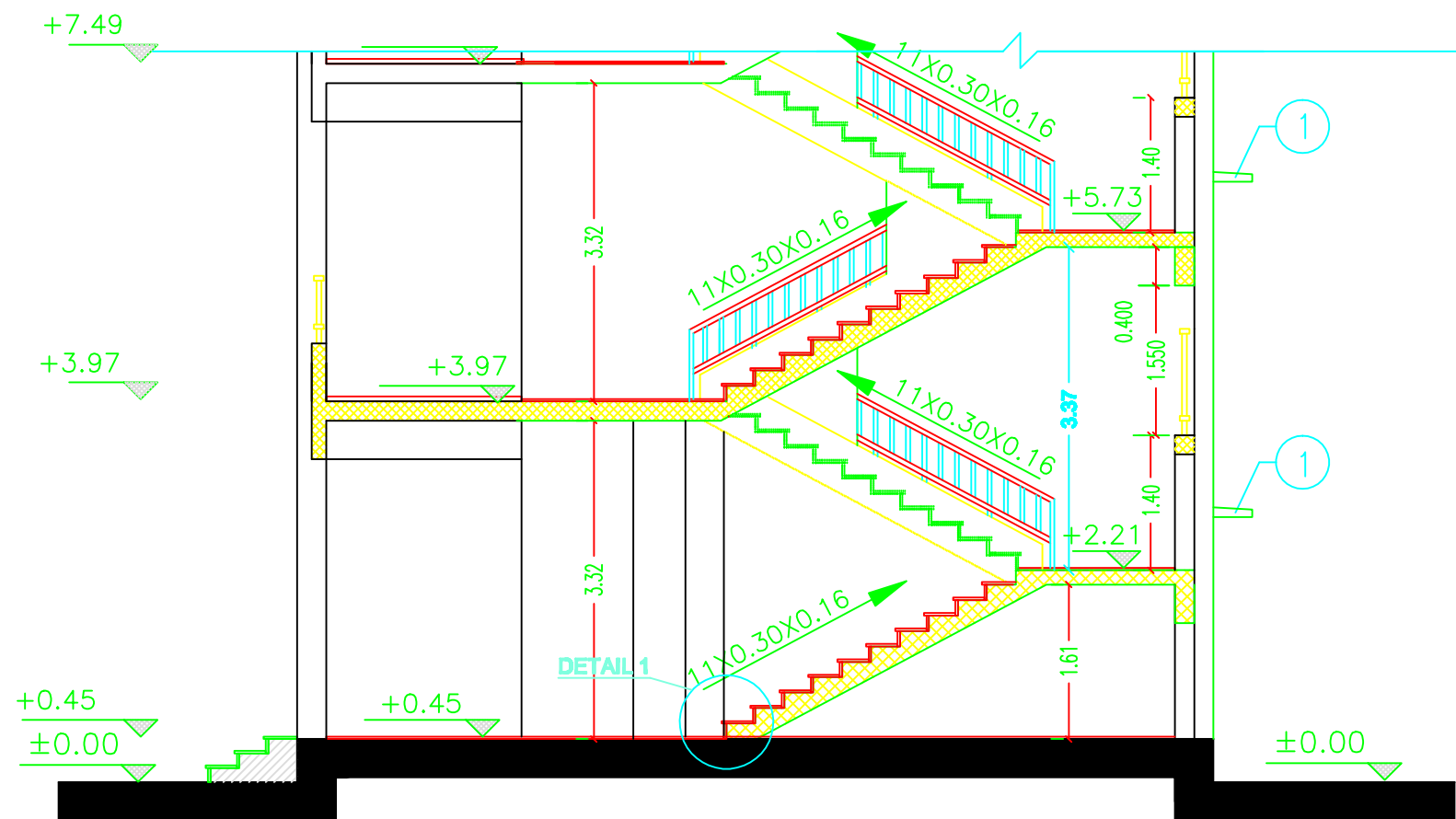
Symbol	Drawing No.	Rev. No.
MS	GD 07	R1



The Contractor has to submit detailed Shop Drawings of all works for approval Of the supervisor Engineer



## GROUND FLOOR PLAN



## SECTION A-A

**NOTES:**

- BEFORE STARTING ANY WORK, THE CONTRACTOR HAS TO HANDLE SHOPDRAWINGS SHOWING THE RELATIONS BETWEEN WORKS ESPECIALLY LEVELS, CROSSING, HALLS REQUIRED IN THE CIELINGSS WALLS & FLOORS SHOWING THE DIMENSIONS & DETAILS.

**THE ENGINEER APPROVAL OF THE SHOPDRAWING  
MUST BE BEFORE STARTING WITH ANY WORK.**

FOR TENDER ONLY



**PALESTINIAN NATIONAL AUTHORITY**

DONATED BY



**EDUCATION ABOVE ALL**  
**AI Fellowship Programme**

**IMPLEMENTED BY**

**United Nations Development Programme**  
**Programme of Assistance the Palestinian People**

**Project Name**

## RIGHT TO EDUCATION

School name

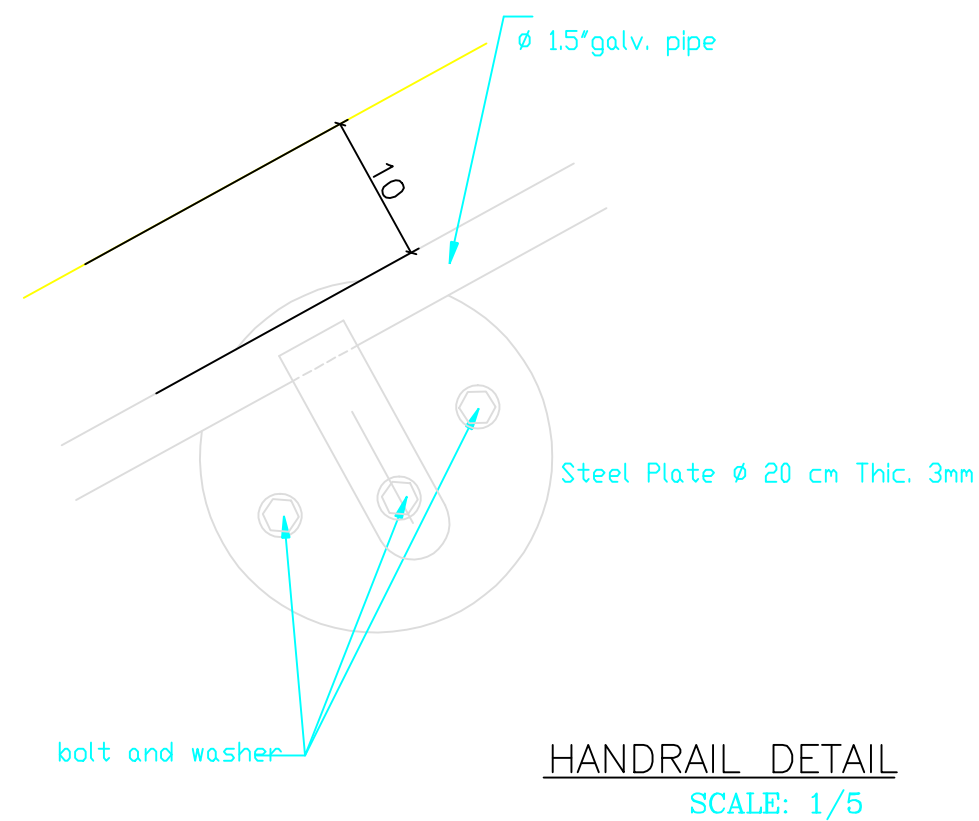
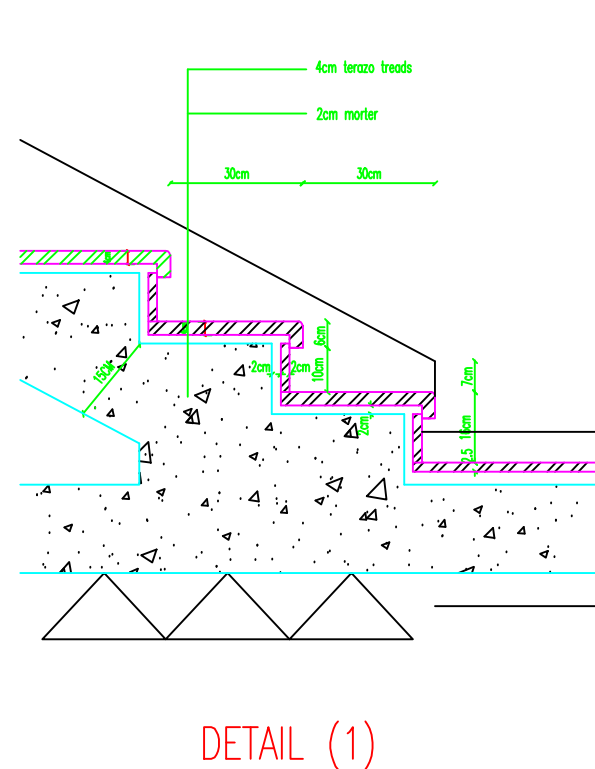
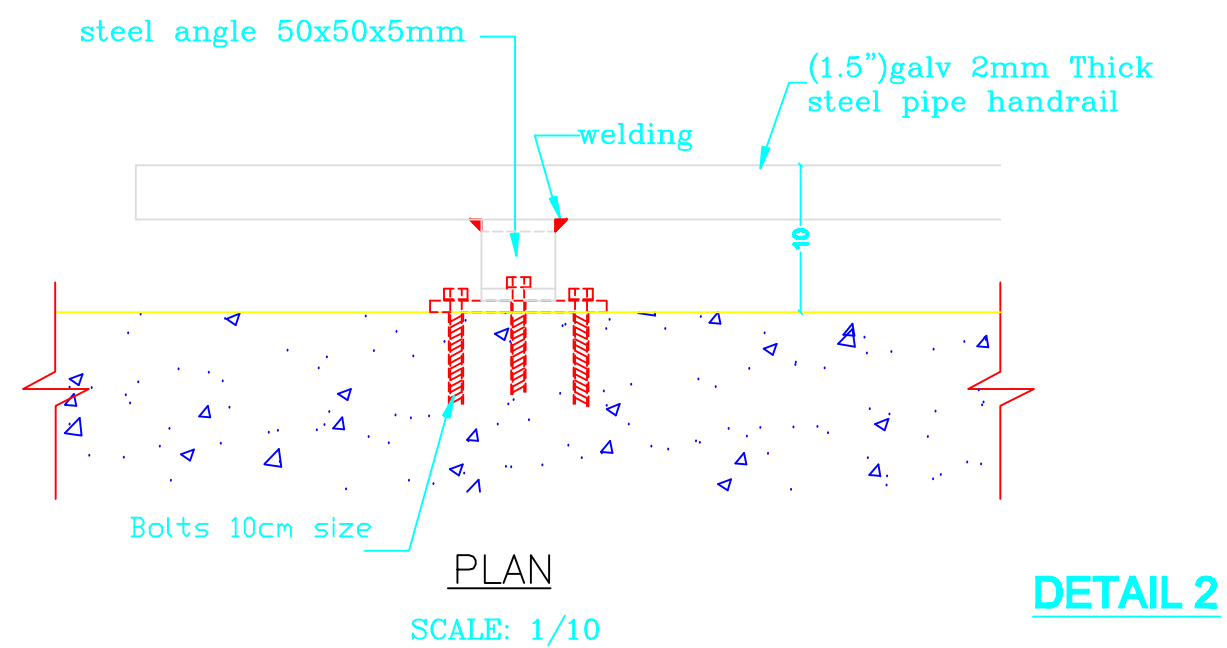
**Al Horriyah Primary Boys School**

Drawing name

Symbol	Drawing No.	Rev. No.
MS	GD 08	R1

<b>Symbol</b>	<b>Drawing No.</b>	<b>Rev. No.</b>
EN	GD 09	R1

The Contractor has to submit detailed Shop Drawings of all works for approval Of the supervisor Engineer



**NOTES:**

BEFORE STARTING ANY WORK, THE CONTRACTOR HAS TO HANDLE SHOPDRAWINGS SHOWING THE RELATIONS BETWEEN WORKS ESPECIALLY LEVELS, CROSSING, HALLS REQUIRED IN THE CIELLINGS DETAILS. WALLS & FLOORS SHOWING THE DIMENSIONS & THE ENGINEER APPROVAL OF THE SHOPDRAWING MUST BE BEFORE STARTING WITH ANY WORK.

FOR TENDER ONLY



**PALESTINIAN NATIONAL AUTHORITY**

DONATED BY



**EDUCATION ABOVE ALL**  
**Al Fakhroo Programme**

**IMPLEMENTED BY**

**United Nations Development Programme**  
**Programme of Assistance to the Palestinian People**

### Project Name

## RIGHT TO EDUCATION

School name

Drawing name:

## STAIR DETAILS-2

Symbol
--------

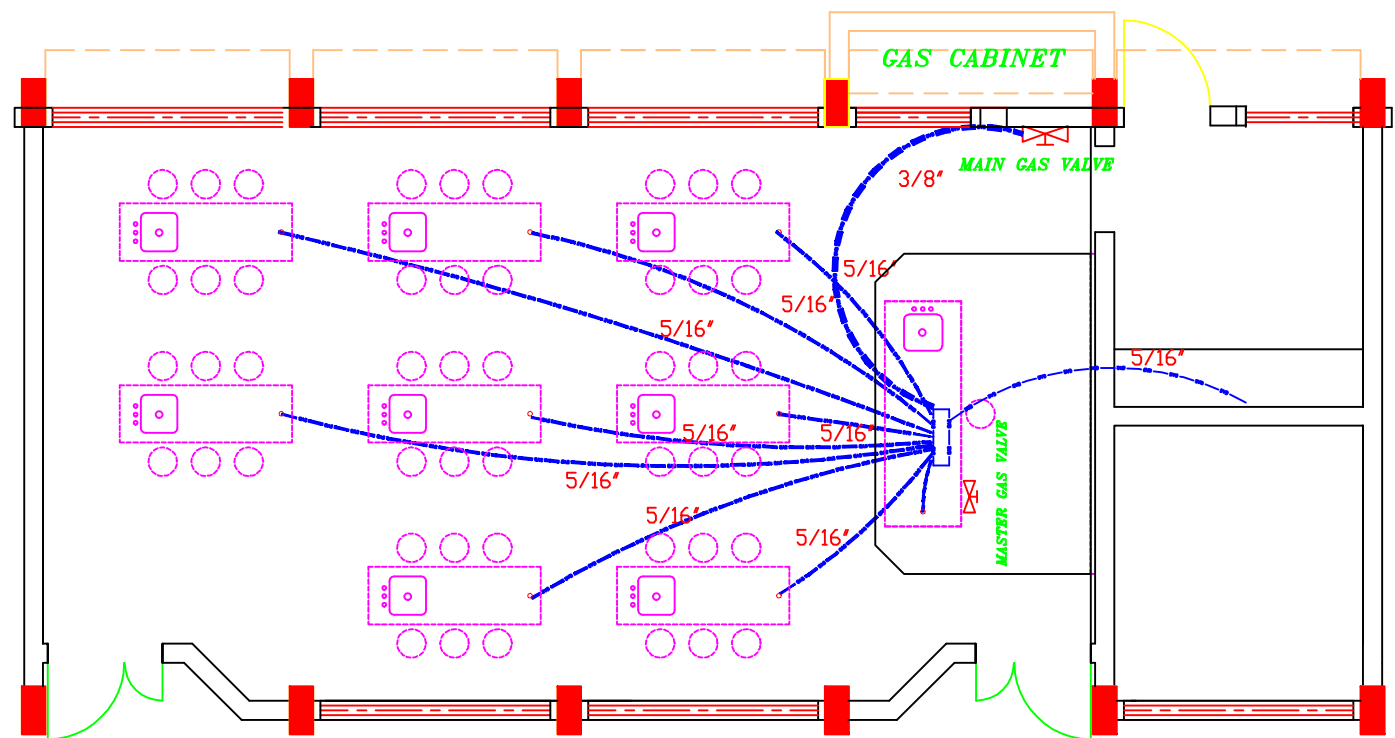
100

Drawing No.

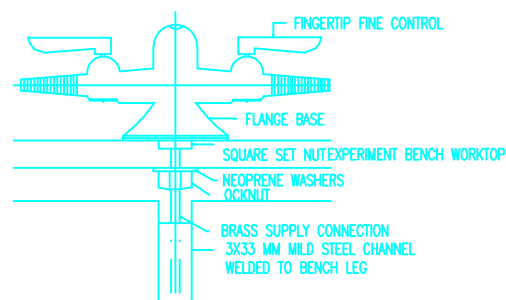
GD 10

Rev. No.

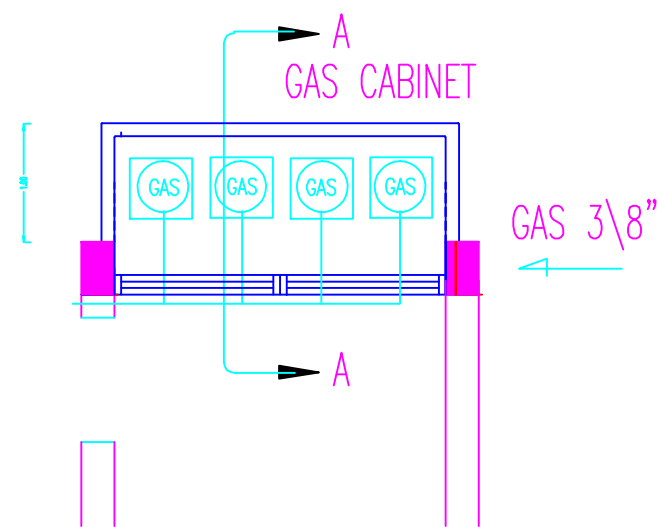
R1



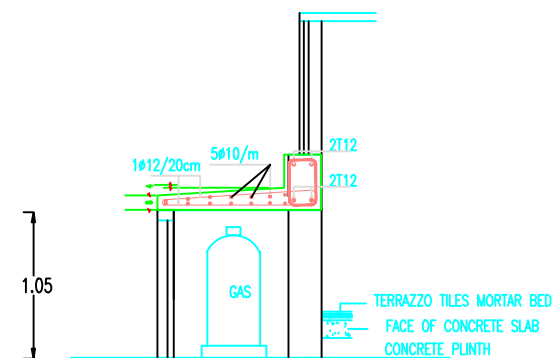
GAS DISTRIBUTION PLAN



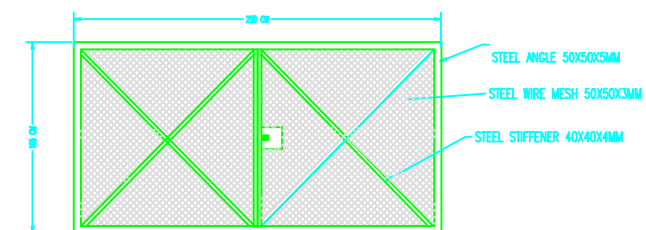
DETAIL IN DOUBLE GAS OUTLET



DETAILS FOR GAS ROOM



SECTION A-A



GAS ROOM DOOR DETAILS ELEVATION

## NOTES:

-BEFORE STARTING ANY WORK, THE CONTRACTOR HAS TO HANDLE SHOPDRAWINGS SHOWING THE RELATIONS BETWEEN WORKS ESPECIALLY LEVELS, CROSSING, HALLS REQUIRED IN THE CIELINGSS WALLS & FLOORS SHOWING THE DIMENSIONS & DETAILS.  
THE ENGINEER APPROVAL OF THE SHOPDRAWING MUST BE BEFORE STARTING WITH ANY WORK.

FOR TENDER ONLY



PALESTINIAN NATIONAL AUTHORITY

DONATED BY



EDUCATION ABOVE ALL  
Al Fakhroa Programme

IMPLEMENTED BY



United Nations Development Programme  
Programme of Assistance the Palestinian People

Project Name

RIGHT TO EDUCATION

School name

Drawing name

GAS & WATER DISTRIBUTION PLAN

Symbol	Drawing No.	Rev. No.
200	GD 11	R1

NOTES:

-BEFORE STARTING ANY WORK, THE CONTRACTOR HAS TO HANDLE SHOPDRAWINGS SHOWING THE RELATIONS BETWEEN WORKS ESPECIALLY LEVELS, CROSSING, HALLS REQUIRED IN THE CIELINGSS WALLS & FLOORS SHOWING THE DIMENSIONS & DETAILS.  
THE ENGINEER APPROVAL OF THE SHOPDRAWING MUST BE BEFORE STARTING WITH ANY WORK.

FOR TENDER ONLY



PALESTINIAN NATIONAL AUTHORITY

DONATED BY



EDUCATION ABOVE ALL  
AI Fakhroo Programme

IMPLEMENTED BY



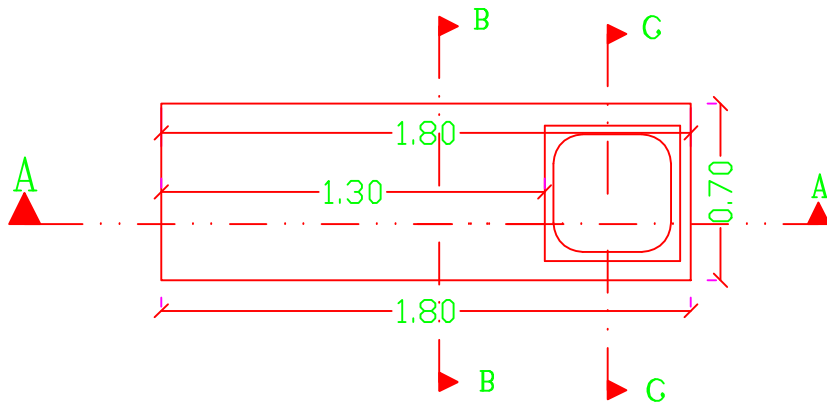
United Nations Development Programme  
Programme of Assistance the Palestinian People

Project Name  
**RIGHT TO EDUCATION**

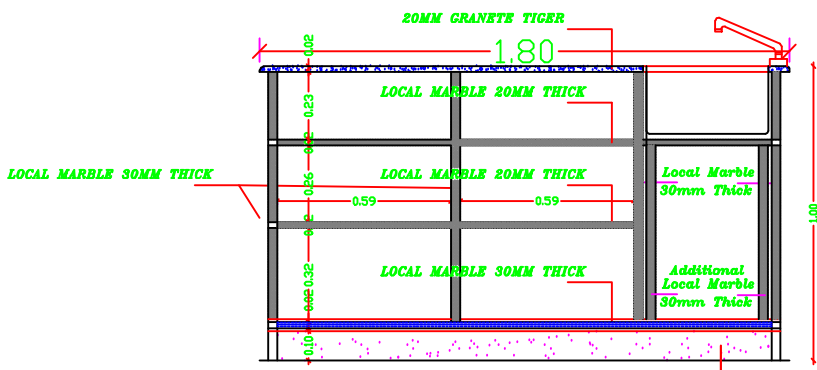
School name

Drawing name  
**TABLE DETAILS**

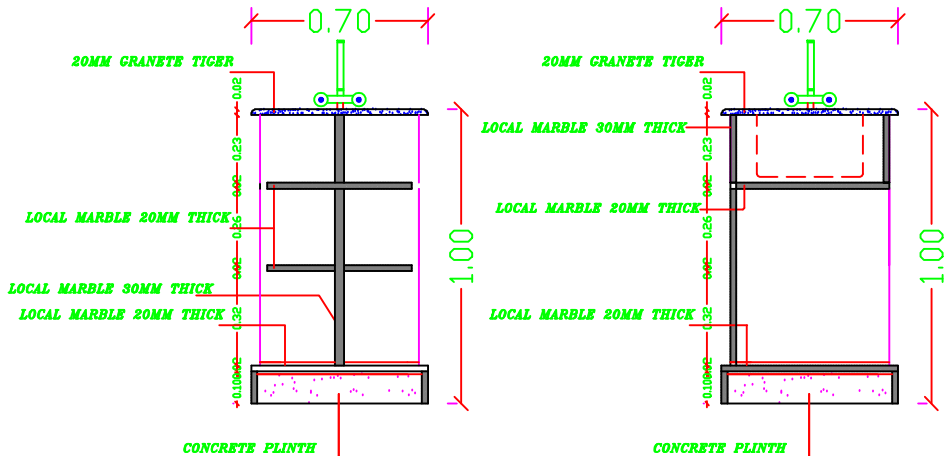
Symbol	Drawing No.	Rev. No.
208	GD 12	R1



PLAN



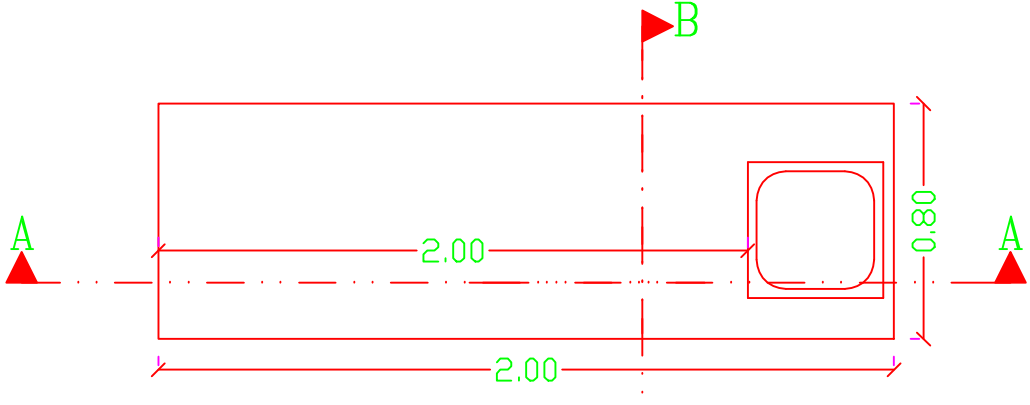
SECTION A-A



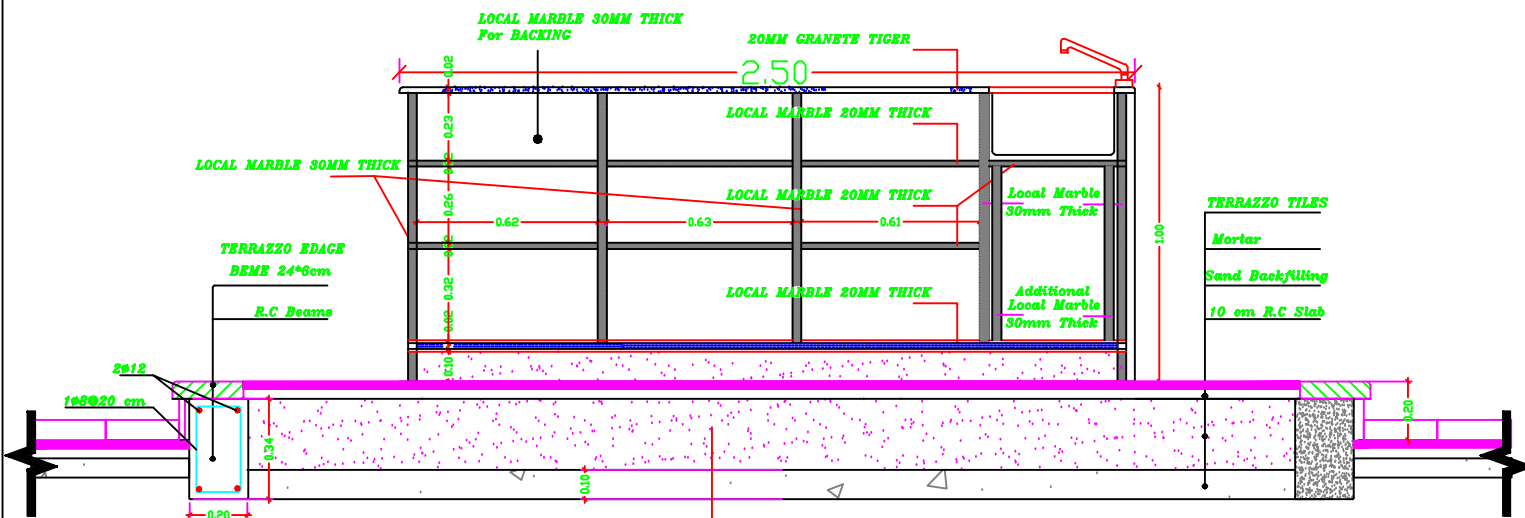
SECTION B-B

SECTION C-C

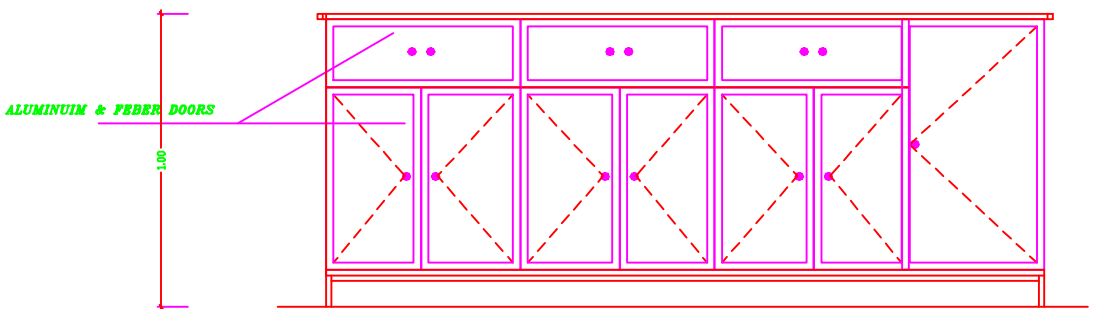
STUDENT LAB TABLE DETAILS



PLAN



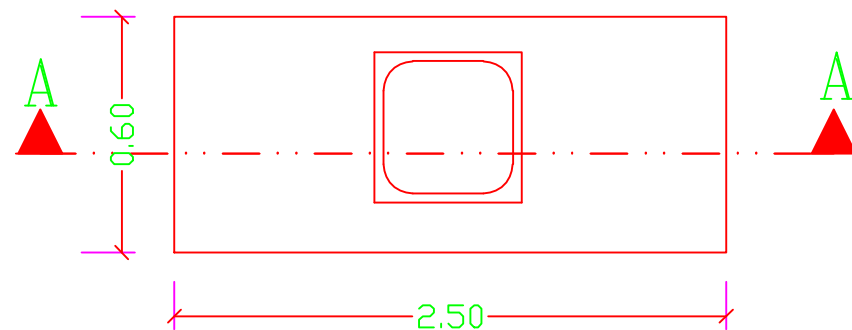
SECTION A-A



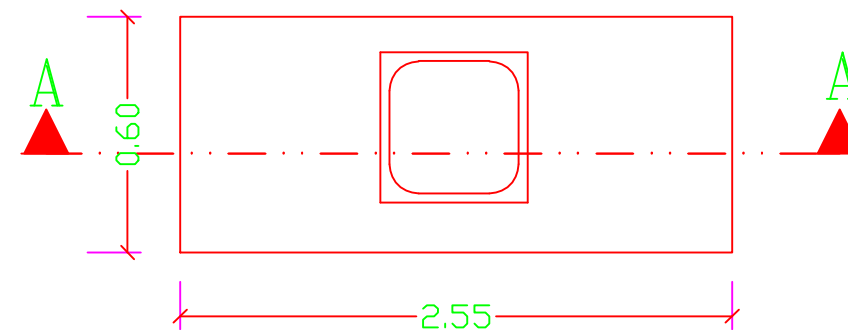
ELEVATION

TEACHER LAB TABLE DETAILS

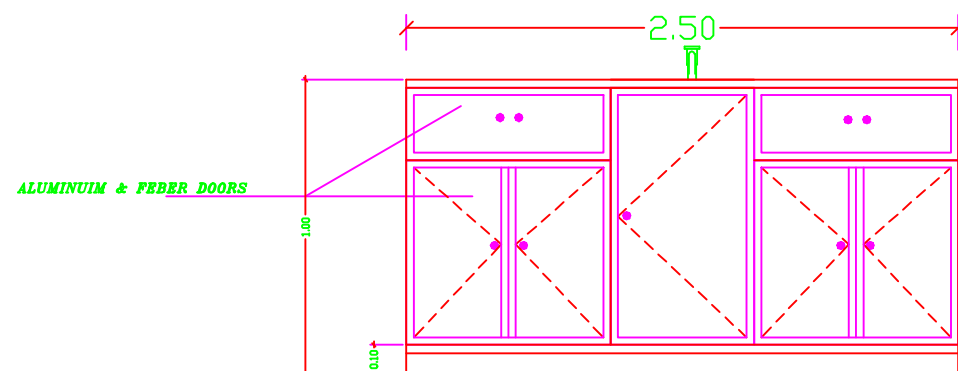
STUDENT , TEACHER  
TABLE DETAILS



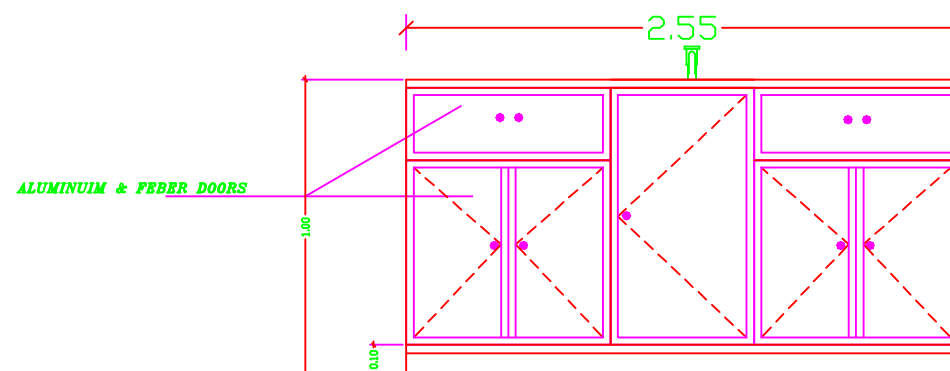
PLAN  
Kitchen Bench



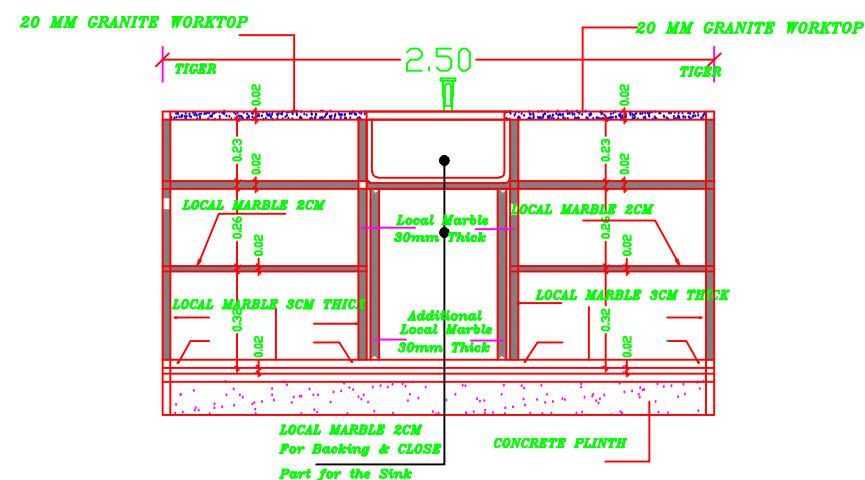
PLAN  
PREPARING ROOM.



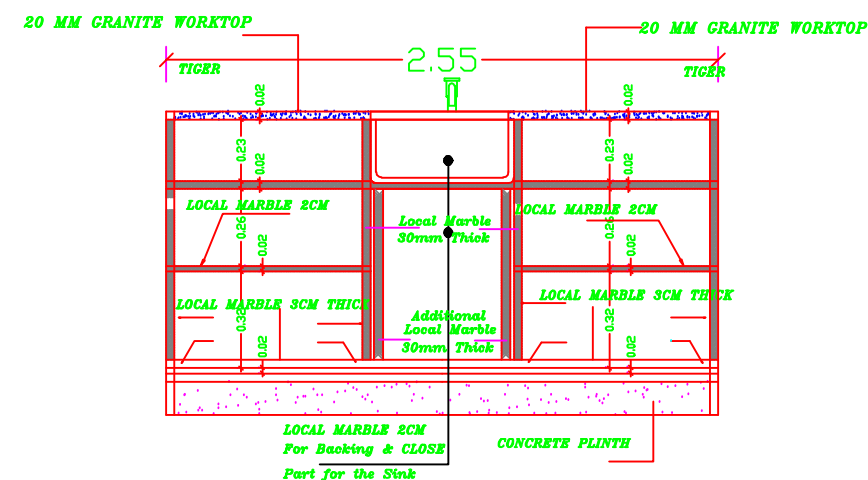
ELEVATION  
Kitchen Bench



ELEVATION  
PREPARING ROOM.



SECTION A-A  
Kitchen Bench



SECTION A-A  
PREPARING ROOM.

## NOTES:

- all wooden doors should receive one primer coat min. two coats of putting and smothing two coats of oil paint
- other wooden works should receive one primer lazor and final coloreless warnish coat
- all galvainsed steel works should receive one primer primer POLYZINC coat, one coat od undercoat & two coats of oil.
- the color to be choosen by the Eng.

FOR TENDER ONLY



PALESTINIAN NATIONAL AUTHORITY

DONATED BY



EDUCATION ABOVE ALL  
All Education Programme

IMPLEMENTED BY



United Nations Development Programme  
Programme of Assistance the Palestinian People

Project Name

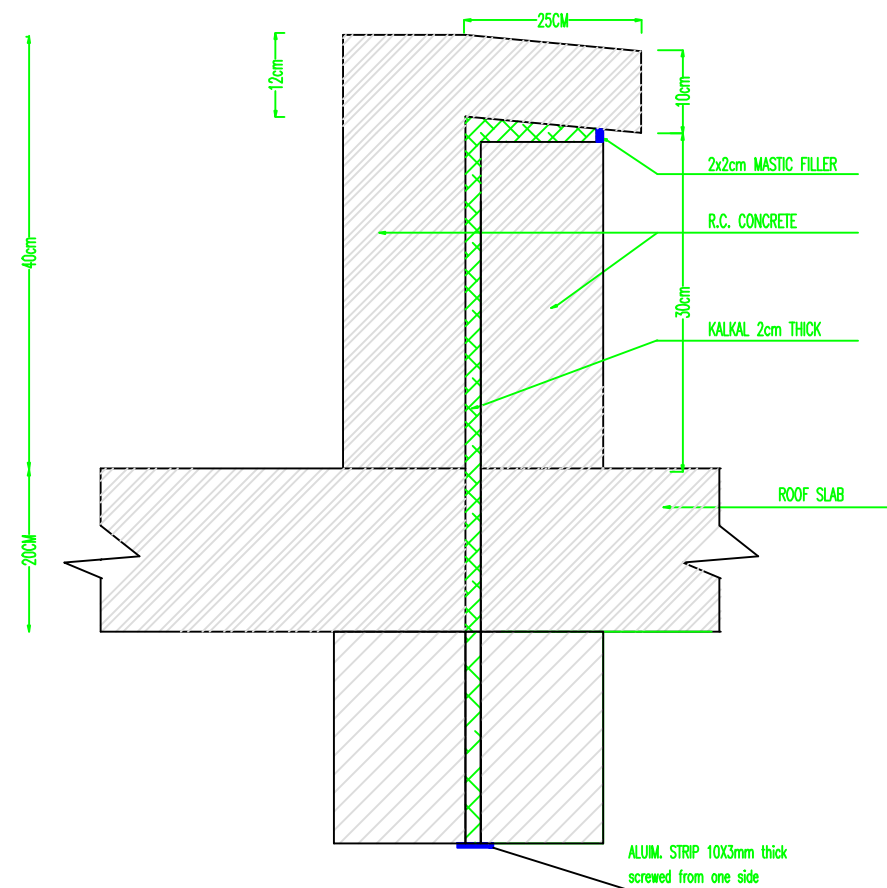
RIGHT TO EDUCATION

School name

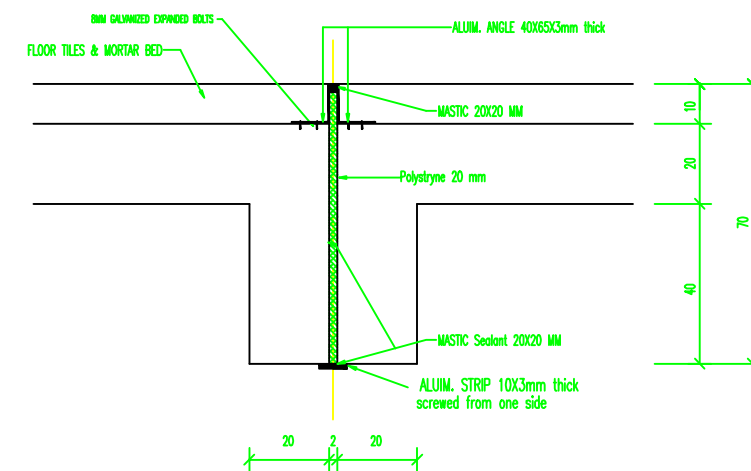
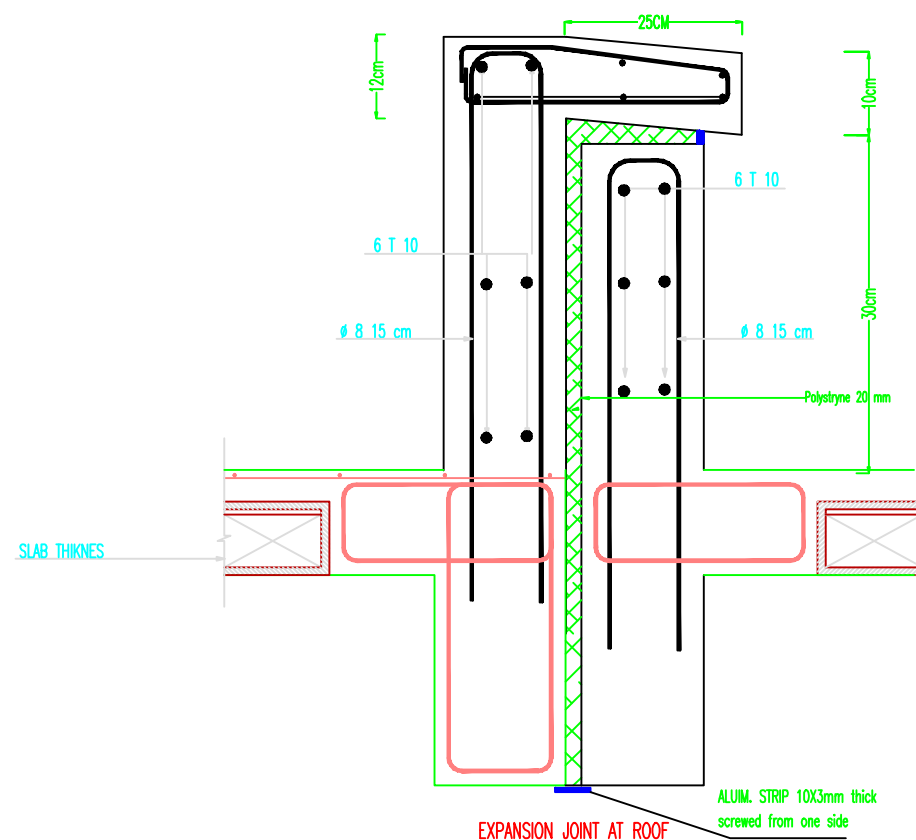
Drawing name

PREPAIRING & KITCHEN TABLE DETAILS

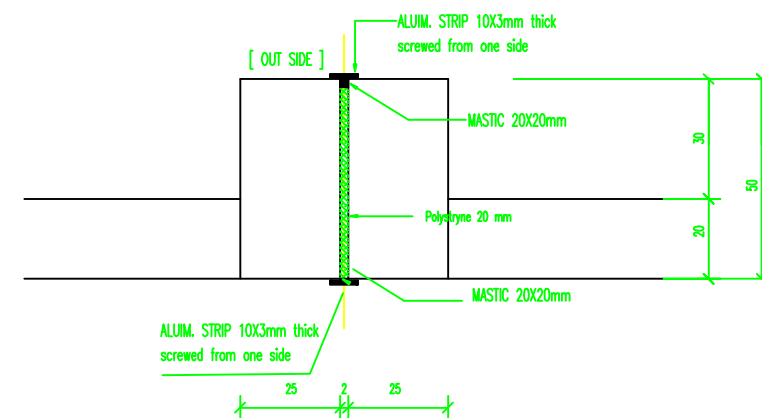
Symbol	Darwing No.	Rev. No.
100	GD 13	R1



EXPANSION JOINT AT ROOF



EXPANSION JOINT AT CORRIDOR



EXPANSION JOINT DETAILS AT COLUMNS

## NOTES:

- all wooden doors should receive one primer coat min. two coats of putting and smoothing two coats of oil paint
- other wooden works should receive one primer lazor and final colorless varnish coat
- all galvansed steel works should receive one primer primer POLYZINC coat, one coat od undercoat & two coats of oil.
- the color to be choosen by the Eng.

FOR TENDER ONLY



PALESTINIAN NATIONAL AUTHORITY

DONATED BY



EDUCATION ABOVE ALL  
All Education Programme

IMPLEMENTED BY



United Nations Development Programme  
Programme of Assistance the Palestinian People

Project Name

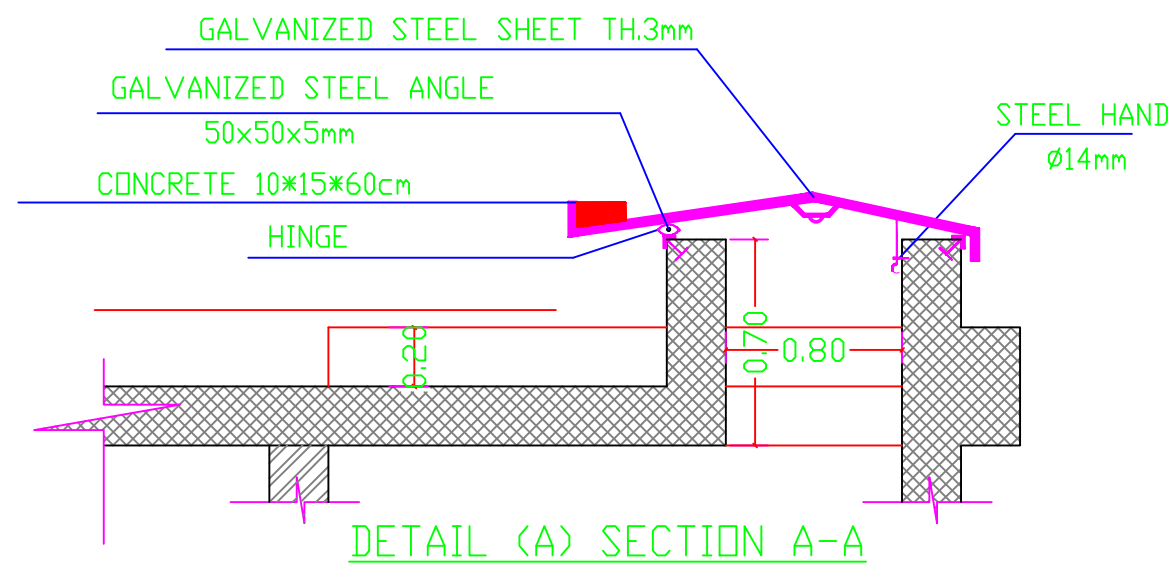
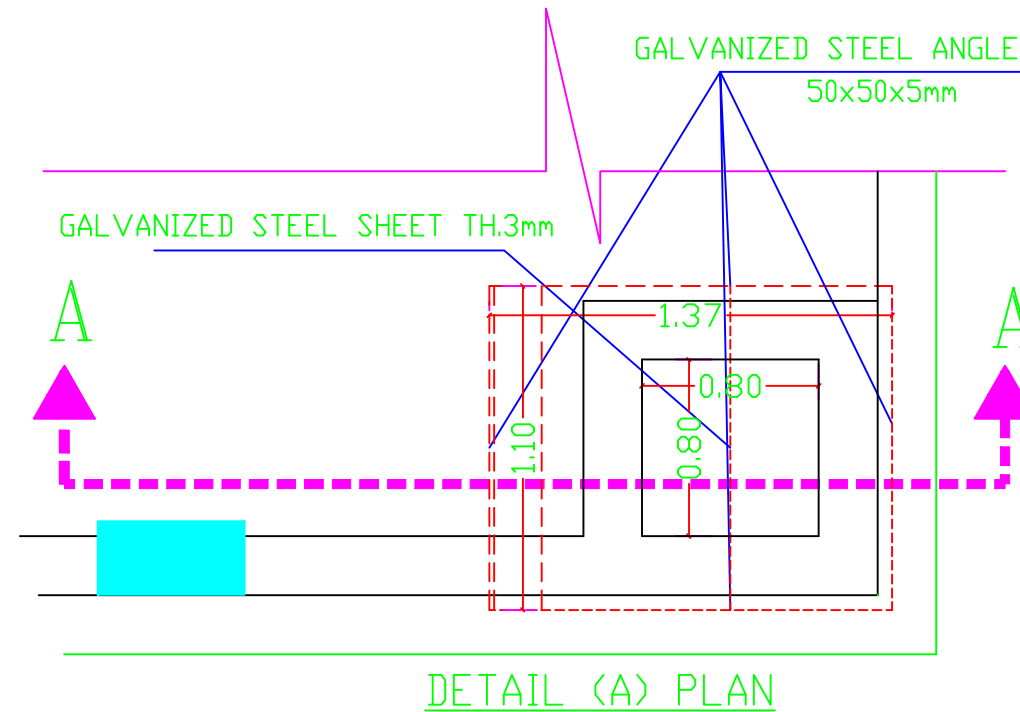
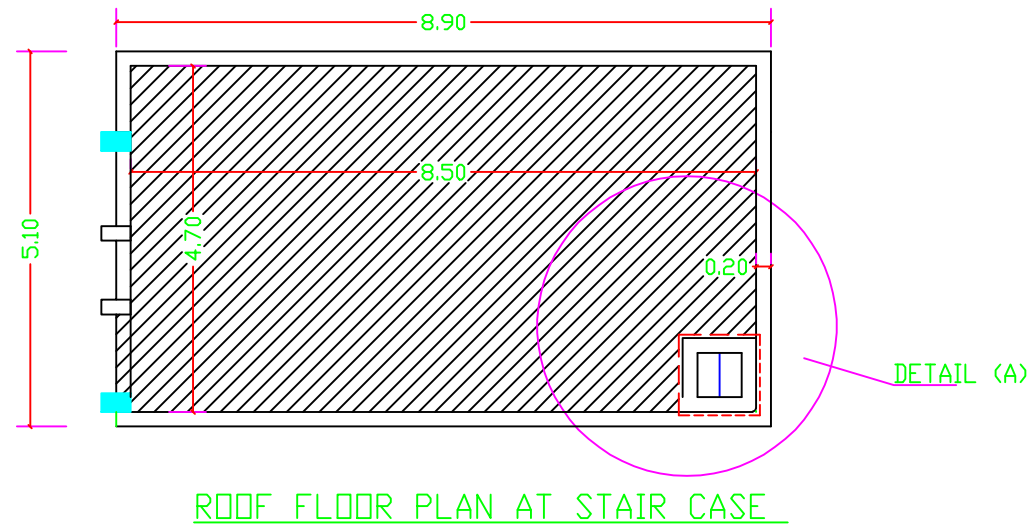
RIGHT TO EDUCATION

School name

Drawing name

EXP.JOINT DETAILS

Symbol	Drawing No.	Rev. No.
100	GD 14	R1



## ROOF OPENING DETAIL

### NOTES:

- all wooden doors should receive one primer coat min. two coats of putting and smothering two coats of oil paint
- other wooden works should receive one primer lazor and final coloreless warnish coat
- all galvainsed steel works should receive one primer primer POLYZINC coat, one coat od undercoat & two coats of oil.
- the color to be choosen by the Eng.

FOR TENDER ONLY



PALESTINIAN NATIONAL AUTHORITY

DONATED BY



EDUCATION ABOVE ALL  
Al Fakhraa Programme

IMPLEMENTED BY



United Nations Development Programme  
Programme of Assistance the Palestinian People

Project Name

RIGHT TO EDUCATION

School name

Drawing name

ROOF OPENING DETAIL

Symbol	Drawing No.	Rev. No.
100	GD 15	R1