



eTendering Bidder Training Guide

Release No. 4

May 2015

TABLE OF CONTENTS:

1 Common Definitions:	2
2 Business Process	3
3 Bidder Registration	5
3.1 Registration Process	5
3.2 Key Points to Remember	11
4 Submitting and managing bids	12
4.1 Searching for a bid Event in the system	12
4.2 Viewing Bid Events and Submitting Bids	14
4.2.1 Viewing bid event and solicitation documents	14
4.2.2 Submitting a bid	15
4.2.3 Submitting Alternate Bids	19
4.3 Managing Submitted Bids	21
4.3.1 View Bid	21
4.3.2 Edit or Cancel Bid	23
4.3.3 Amending your bid when bid event is amended	25
4.3.3 Ensuring there is a valid bid submitted in the system	26
4.4 Submitting bids via xml files	28
4.5 Key Points to Remember	30
5 Managing Your Account	31
5.1 View Activity	31
5.2 Update Bidder Profile	32
eTendering User Guide in a Snapshot	35

1 Common Definitions:

Bid	A submission of an offer on an event.
Bid Factor	<p>Bid requirements and evaluation criteria, that may or may not be cost-related, which factors into the award of an event. Bid factors can be of pass or fail or can be assigned weightings and used to determine the best qualified bid.</p> <p>Examples of bid factors include price, product warranties, service level agreements, and defect ratings.</p>
Bidder	Anyone registered to place a bid on an event. The term <i>bidder</i> applies whether it is a sell event (i.e. when UNDP is selling goods) or a buy event (i.e. when UNDP is the buyer).
Business Unit	An identification code that represents a high-level organization of business information usually representing an UNDP Country Office or HQ department.
Buy Event	<p>In a buy event, UNDP wants to buy goods or services. In addition to price, the creator may specify other bid factors and assign weightings, which factors into the award decision. Bidders must submit their bids, including responses to the bid factors, by a specified End Date after which time the bids are evaluated and the event is awarded. In PeopleSoft Strategic Sourcing, there are two types of buy events:</p> <p><i>Auction</i>: Also known as a reverse auction. All bids are visible to all bidders. Bidders can enter multiple bids, to beat the current highest-scoring bid.</p> <p><i>Sealed RFX</i>: Similar to a RFX event, yet also restricts the event creator from viewing the bids until after the event has ended. It is used by UNDP for Invitation to Bid (ITB) and request for Proposals (RFP) type of processes.</p>
End Date	The date and time the event closes meaning that bids are no longer accepted.
Event Creator	The originator of the event in the system.
Factor Type	The type of information being requested on the bid factor, such as monetary, numeric, date, text, yes/no, or list.
Preview Date	The time available before an event's start date. During preview, bidders may view the event, and may enter bid data into the system but will not be able to submit their bid. Having a preview time for an event is optional.
Public Event	An event on which any person or organization may bid.
RFX	A request for information or request for quote event in which each bidder bids once; bidders cannot see each others' bids and scores.
Sell Event	<p>Most familiarly known as an <i>auction</i>. In a sell event, the event creator offers a good or service for sale. In addition to price, the creator may specify other bid factors which helps determine the award decision. Bidders must submit their bids, including responses to the bid factors, by a specified end date at which time the bids are evaluated and the winners are declared. In PeopleSoft Strategic Sourcing, there are two types of sell events:</p> <p><i>Auction</i>: All bids and scores are visible to all bidders. Bidders can enter multiple bids,</p>

to beat the current highest-scoring bid.

RFx: Each bidder submits one bid by the specified end date, at which time the event creators evaluate bids and awards the event. Bidders never see others' bids but the event creator can see all bids throughout the event.

SetID An identification code that represents a set of control table information or tablesets. A tableset is a group of tables (records) necessary to define your organization's structure and processing options.

Start Date The date and time at which the event becomes open for bidding.

User ID The system identifier for the individual who generates a transaction.

Weighting Both bid factors and line items are weighted to reflect their level of importance. Weighting is used to analyze and score bids.

2 Business Process

The eTendering module is designed to facilitate collaboration between buyers and suppliers of goods and services. Through the functionalities offered in the module, users (buyers) can manage bidding events, monitor participations, and evaluate offers, thus streamline the bidding process.


When creating an event, users have the option of inviting individual suppliers/ vendors or making the event public. An invitation is automatically sent to all invitees once the event is posted. **In order to participate in an event, suppliers must first register as a Bidder via the supplier portal** and then enter bids for the events that they are invited to. Features such as bid factors, allows users to assign weightings and ideal answers for evaluation purposes.

The system offers the suppliers the possibility to register themselves in the system, search and view solicitation documents, and participate in a tender by submitting and also editing their bid online. The system provides automatic notifications on certain stages of the procurement process to participating bidders.

Suppliers must consult this document and other available resource materials in order to familiarize themselves with the system. It is the responsibility of suppliers to use the system properly according to the instructions provided by UNDP.

eTendering system increases the integrity and transparency of the procurement process while at the same time streamlines the bidding activity for bidders. Some of the benefits of the system are:

- No late submissions accepted. System automatically will disallow any bid that is not submitting before deadline;
- Electronic sealed bids. System encrypts the bid information submitted by bidders and does not allow anyone to view any of the information provided before the bidding deadline;

- Electronic stamping of the bids. Systems stamps all the information submitted by bidders and does not allow anyone to alter, delete, or add anything after the deadline;
 - Streamlines bidding process. Bidders can retrieve solicitation documents through the system, submit their bid online, and also edit their bid directly in the system;
 - Audit trail. System records all activity in the system and keeps an audit trail.
- 

3 Bidder Registration

This section describes the steps that bidders must follow in order to register in the eTendering system. It is a self-registration and one time process where bidders must provide pertinent information about them such as name, email, address, and organization information if they represent one. Once registration is completed, bidder can sign in the system using its own username and password.

For first time registrants, use the following details to login and create Bidder Profile access:

Website: <https://etendering.partneragencies.org>

Username: event.guest

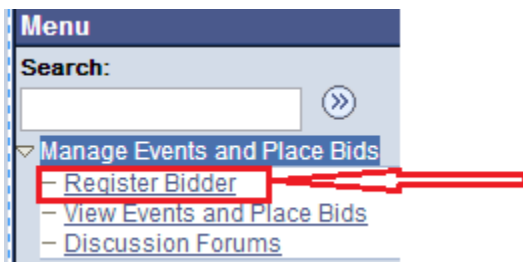
Password: why2change

Please note:

- It is strongly recommended to create your username with two parts, your first name and last name separated by '.'., similar to the one shown above.*
- The registration page enables Bidders to create a user ID. System will generate a temporary password that will be sent to the bidder to the email address provided by Bidder during registration process. Bidders will be prompted to create their own password.*

Navigation: Manage Events and Place Bids > Register Bidder

1.) Enter bidder information: As soon as bidder logs in for the first time with the username and password above, bidders must register themselves following the steps below:



3.1 Registration Process

Bidder Registration

Step 1 of 6: Preliminary information.

These questions will determine the type of bidder you will become.

* Required Field

1. Please select the type of bidder which best describes you.

- Business
 Individual

2. What type of bidding activities are you interested in?

- Buying goods/Services
 Selling goods/Services
 Both

Next >>

Cancel Registration

* Required Field

In step one you must select if you are a business or individual and if you are interested in buying or selling goods/services to UNDP. It is recommended that you select "Both".

Bidder Registration

Step 2 of 6: User Account Setup


Create a user account for your company. Optionally, if you want to add another user to access this account please click on the 'Save and Add Another user' button. You can repeat it to add as many users as needed.

* Required Field

*Company Name

URL: http://

User Information

*First Name  [Delete](#)

*Last Name

Title

*Email ID

*Telephone Ext

Fax

*User ID (User's account login name.)

[Save and Add Another User](#)

[<< Back](#)

[Next >>](#)

[Cancel Registration](#)

* Required Field

- Name of the company must correspond to the name recognized and registered in relevant registration office.
- First and last name should be the name of the person authorized by your company to use the system and represent the company.
- Email ID must be a valid email address for your company. Please note that all future communication from the system will be addressed to the email address provided in the registration process. However, you can change the email address later if necessary from your profile maintenance page.
-

You can add several users under the same Bidder profile. Each added user will have its own User ID and password. It is recommended that you create at least 2 users.

Once you have created all users that you intend to create, click on “next” to continue to the following step.

Bidder Registration

Step 3 of 6: Primary Address

Please provide a Primary Address for your company. If your company has multiple site locations, the Primary Address would be the main headquarters.

* Required Field

Primary Address

If your address is not located in the USA, Please click on the 'Change Country' link and select the country before you enter the address.

Country: United States [Change Country](#)

*Address 1:

Address 2:

Address 3:

*City:

County:

*State:

Postal:

* Required Field

Select the country and complete the address for your company. Note that USA is selected by default so make sure to correct accordingly.

Bidder Registration

Step 4 of 6: Other Account Addresses

* Required Field

The Primary Address you have entered for Training Expert Inc is:

1 Main Street
New York, New York 10017, United States

If you need to make corrections, click the Back button and edit your fields.

Other Account Addresses

Because you will be bidding on events as both purchaser and seller of goods/services, you must provide Bill To, Ship To, and Invoice addresses.

Check boxes below to indicate addresses that are different from your Primary Address:

Bill To Address your company's accounts payable department (for when you purchase goods/services).

Ship To Address default location for where we ship your order (for when you purchase goods/services).

Invoice Address your company's accounts receivable department (for when you sell goods/services).

<< Back

Next >>

Cancel Registration

* Required Field

Step 4 is optional. If you do not have alternative addresses for your company, skip this step by clicking on “next” to go to the next step.

Bidder Registration

Step 5 of 6: Address Contacts

Please enter additional addresses as necessary. (This is required only if your Primary Address is not used for all address types.) Next, please designate each of your registered users to an appropriate address category. If you're not sure which address category is the best match, choose "Primary Address".

* Required Field

User Name	Designate as Contact for
Training Expert	Primary Address

<< Back

Next >>

Cancel Registration

* Required Field

In this step you have to assign an address to each of the users you created. Make sure that each user has been assigned one address.

Bidder Registration

Step 6 of 6: Terms and Conditions

Make sure you read the terms and conditions fully before continuing.

* Required Field

I agree to be bound by the following Terms and Conditions:

1. Terms and Conditions of Use of the Web Site:

The use of this web site constitutes agreement with the following terms and conditions:

(a) The UNDP maintains this web site (the "Site") as a courtesy to those who may choose to access the Site ("Users"). The information presented herein is for informative purposes only. The UNDP grants permission to Users to visit the Site and to download and copy the information, documents and materials (collectively, "Materials") from the Site for the User's personal, non-commercial use, without any right to resell or redistribute them or to compile or create derivative works therefrom, subject

<< Back

Finish

Cancel Registration

* Required Field

Bidder Registration

Bidder registration for Training Expert Inc was successful.

You will receive a confirmation email with your username and password. Please note there may be delay in granting the necessary access to you. Therefore, please close this browser completely and wait for 15 minutes and use the url provided in the email

OK

Sign in using your username and the temporary password, you must follow these steps:

- Clear the history, cookies, internet temporary files, and close the browser. This is a very important step. If you do not clear browser history, the temporary password may not work (internet browser will try to use the “why2change” password which is saved in its browsing memory).
- Re-open the browser and sign-in using the username and temporary password. When using the temporary password, make sure you are copy it correctly. It is recommended to type the temporary password manually. When you sign in for the first time with the temporary password, you will be prompted to change the password to a password of your choice. Once you have changed, you will be logged into the system and will be able to view bidding processes and submit bids.

3.2 Key Points to Remember

Below are some of the key points to remember:

1. The “event.guest” account is only to start the registration process. It does not give you rights to submit bids.
2. The information provided in during the registration process (company name, user name, etc.), must be accurate and legitimate.
3. Create more than one user within your company profile.
4. Enter a valid email address.
5. When signing with the temporary password, clear history, close browser, and make sure you type the password correctly.

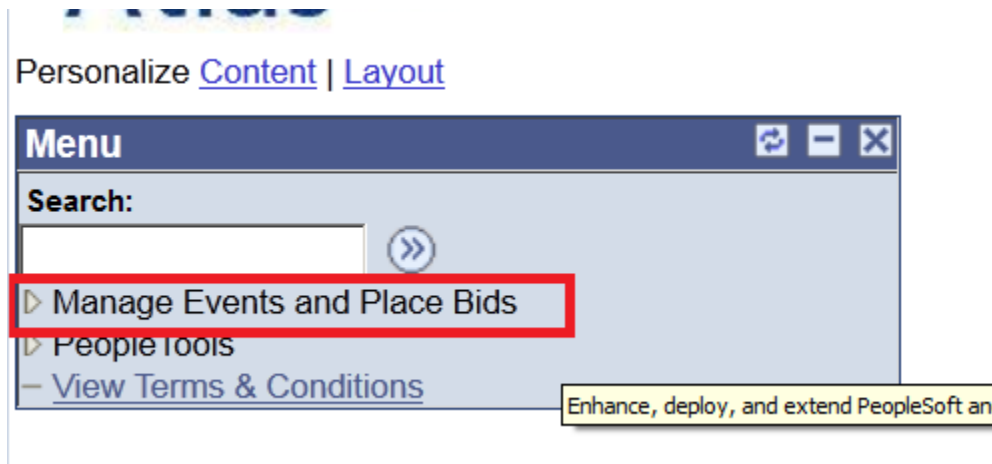
4 Submitting and managing bids

This section contains instructions on how to search for bid events and view solicitation documents, bid on events, and manage submitting bids.

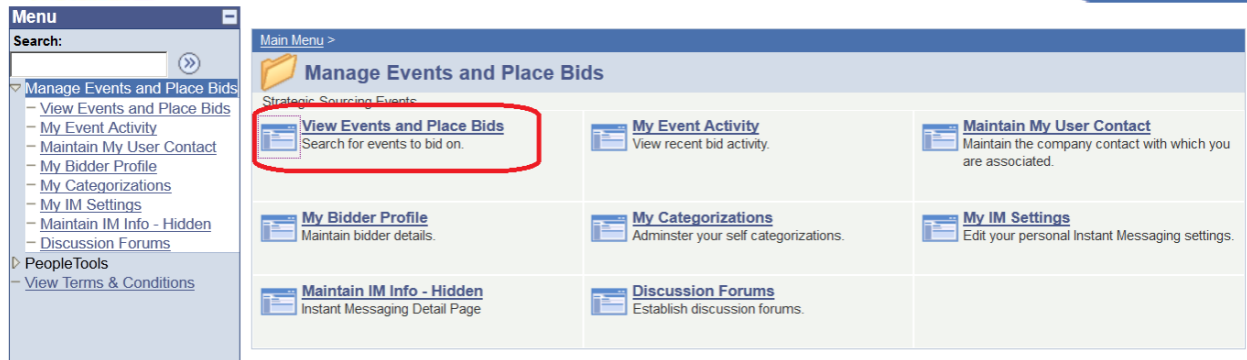
4.1 Searching for a bid Event in the system

The system does not send automatic notifications when an event is posted. UNDP will publish procurement notices in UNDP website (Procurement Notice), UNGM, and other relevant media making reference to the eTendering system. However, bidders who are invited directly through the system to participate in a Bid Event will receive an email notification informing about the bid event and containing all Bid event attachments and direct link to the bid event in the system.

To search for bid events, go to Manage Events and Place bids >> View Events and Place Bids:



Menu will expand. Click again on “Manage Events and Place Bids”



Search for the bid event you are interested to place your bid. Several search fields are available. You have to select a filter, otherwise there will no search results shown:

/view Events and Place Bids

Enter search criteria to locate an event for viewing or placing bids.

Search Criteria

Use Saved Search:

Event ID: -

Event Name:

Event Type:

Event Status:

Include Declined Invitations?

Results Should Include:

Sell Event

Purchase Event

Request For Information

[Manage Saved Searches](#) [Save Search Criteria](#) [Advanced Search Criteria](#)

Search Results

No event met your search criteria. Please change your search criteria and try again

You can filter by type of event “Results should include:” on the right or by specific bid event information on the left. You can also save search criteria for repeated use in the future.

To search for a particular Bid Event, use the “Event ID” search filter. Use the first box to filter all bid events for a particular country using the system country code. For example, for system code for Afghanistan is AFG10. You can contact UNDP Country Office focal point if in doubt of the specific country code.

View Events and Place Bids

Enter search criteria to locate an event for viewing or placing bids.

▼ Search Criteria

Use Saved Search:

Event ID: -

Event Name:

Event Type:

Event Status:

Include Declined Invitations?

Sell Event

Purchase Event

Request For Information

[Manage Saved Searches](#) [Save Search Criteria](#) [Advanced Search Criteria](#)

Search Results First 1-8 of 8 Last

Event ID	Event Name	Format	Type	End Date	Status
LTU10-0000000043	ITB for procurement of IT equipment	Sell	RFx	14/12/2012 02:39 AM EST	Accepted
UNDP1-0000000018	Test Changes	Sell	RFx	13/12/2012 04:57 PM EST	Accepted
UNDP1-0000000069	test template	Sell	RFx	19/12/2012 10:37 AM EST	Accepted

4.2 Viewing Bid Events and Submitting Bids

This section contains instructions on how to view the solicitation documents, express interest to participate and subscribe to the event, and submit a bid for a particular bid event.

4.2.1 Viewing bid event and solicitation documents

When you have found and selected the bid event you are looking for, the following screen will appear, showing basic information from the bid Event:

Atlas Finance Welcome Roland Koxhaj, your Atlas Finance Last Login Datetime : 29.Oct.2013 14:30:49 GMT

Menu

Search:

Manage Events and Place Bids

- View Events and Place Bids
- My Event Activity
- Maintain My User Contact
- My Bidder Profile
- My Categorizations
- My IM Settings
- Maintain IM Info - Hidden
- View Terms & Conditions

Event Details

Accept Invitation

Bid on Event

Bidding Shortcuts:

[View Your Bid Activity](#)

[View Bidding Documents](#)

[Upload XML Bid Response](#)

Event Name: USER'S GUIDE

Event ID: UNDP1-0000000077

Event Format/Type: Sell Event RFX

Event Round: 1

Event Version: 1

Event Start Date: 31/10/2013 4:49AM EDT

Event End Date: 28/11/2013 04:49 AM EST

My Bid Status:

Event Description:

Contact: Roland Koxhaj

Phone:

Email: roland.koxhaj@undp.org

Online Discussion:

Live Chat Help:

Payment Terms:

My Bids: 0

Edits to Submitted Bids: Allowed

Multiple Bids: Not Allowed

Display: All Lines ★ Bid Required Line Comments/Files

Find | View All | First 1-2 of 2 Last

Line	Description	Unit	Requested Quantity	Status
1	SUVA/NADI/SUVA: STANDARD AIR FARE	EA	10.0000	
2	computer	DOZ	10.0000	

[Return to Event Search](#)

In order to view the documents attached to this bid, you must click on “View Bidding Documents” on the top right. It will prompt a screen with links to documents that can be downloaded.

If you are interested to participate in the event, click on “Accept Invitation”.

Important note: If you have not accepted the invitation, you will not be notified via email on changes or clarifications that may be made to the bid event during the bidding period. Accepting an invitation does not bind bidders to eventually submit a bid.

Bidders who are invited directly in the system will see also a button “Decline Invitation”. If you are not interested in participating in this bid event, click on “Decline Invitation”. You must provide a reason for not accepting to participate in the bid event.

Click on “bid on Event” when you are ready to submit your bid.

4.2.2 Submitting a bid

To start the bid submission process, you have to click on “Bid on Event” button on the top left corner. This will open the bid submission page which generally has 3 main components:

1. Answers to Bid Factors (questions) included in the bid event;

2. Line items quantity and unit prices;
3. Supporting documents and other attachments as requested in the solicitation documents.

To upload your documents that are part of your bid, click on “View/Add General Comments and Attachments”. You can also download from here documents attached to the Bid Event by UNDP.

Note: The file names cannot be more than 60 characters.

Event Name:	INSTRUCTIONS FOR BIDDERS		
Event ID:	UNDP1-0000000075	Bid ID:	New
Event Format/Type:	Sell Event RFX	Bid Date:	
Event Round:	1	Bid Currency:	<input type="radio"/> USD <input type="radio"/> US Dollar
Event Version:	1		
Event Start Date:	29/11/2012 4:00PM EST		
Event End Date:	27/12/2012 04:00 PM EST		
	View/Add General Comments and Attachments		
	Hide Additional Event Info		
Description:			
Bid event for computer equipments.			
Contact:	Roland Koxhaj	Payment Terms:	
Phone:		Billing Location:	United Nations Development Pro
Email:	roland.koxhaj@undp.org	Event Currency:	Dollar

Steps in Submitting a Bid

1. The first step in submitting a bid is to respond to the general requirements of the bid Event. Responses can be entered in different ways, depending on the type of the bid Factor. Bidders must respond to all questions marked as “Bid Required”. In addition, some of the questions may be marked as “Ideal Response Required”. **Bidders must provide the response required, otherwise bid will be disqualified by the system.**

Bidder can upload documents that are specific to a certain question, e.g. the QA Certificates under the bid question related to QA certificates.

Step 1: Answer General Event Questions

The event administrator requests your response to questions not specific to any specific item.

General Event Questions	4
Required Questions	4

[Hide Event Questions](#)

Event Questions

★ Bid Required ★ Ideal Response Required

Previous Questions 1-4 of 4 Next Questions

★ Have you provided Quality Certificate (e.g., ISO, etc.) and/or other similar certificates, accreditations, awards and citations received by the Bidder, if any.

Response:

Ideal: Yes

Weighting
[Add Comments or Attachments](#)

★ Provide List of Bank References (Name of Bank, Location, Contact Person and Contact Details).

Response:

[Add Comments or Attachments](#)

★ Please provide FCA Delivery time, of this product, from the PO date.

Response:

Best: 5
Worst: 8
UOM: Week

Weighting
[Add Comments or Attachments](#)

★ UNDP implements a policy of zero tolerance on proscribed practices, including fraud, corruption, collusion, unethical practices, and obstruction. UNDP is committed to preventing, identifying and addressing all acts of fraud and corrupt practices against UNDP as well as third parties involved in UNDP activities. (See http://www.undp.org/about/transparencydocs/UNDP_Anti_Fraud_Policy_English_FINAL_june_2011.pdf and http://www.undp.org/content/undp/en/home/operations/procurement/procurement_protest/ for full description of the policies)

Response:

Ideal I have read, understood and accept UNDP Anti-Fraud Policy, I have read, understood and accept UNDP Anti-Fraud Policy

[Select Response](#) **Weighting**
[Add Comments or Attachments](#)

The responses for some of the questions can be entered by selecting from the drop down tool, some can be free text or numbers, and some require the bidder to select from different options, e.g. (where's the example)

Header Bid Factor List

Business Unit: UNDP1 Event ID: 0000000075

UNDP implements a policy of zero tolerance on proscribed practices, including fraud, corruption, collusion, unethical practices, and obstruction. UNDP is committed to

[Select All](#) [Deselect All](#)

Weighting		Response Item
50.00000	<input checked="" type="checkbox"/>	I have read, understood and accept UNDP Anti-Fraud Policy
50.00000	<input checked="" type="checkbox"/>	I have read, understood and accept UNDP Protest Procedures

- The second step is to submit the prices for all lines required and specific information related to each line as shown in the screenshot below. Here, bidders can input the quantity that they are required to quote on and the unit price. The system will calculate the total per each line and the total of all lines. To make specific comments per each line or to upload documents that are specific to that line, e.g. the technical specification, you must click on the bubble icon on the right of each line and a uploading screen will appear.

Step 2: Enter Line Bid Responses

This event contains one or more individual lines that await your bid response. Some or all lines may require your bid in order for consideration by the Event Administrator.

Lines in This Event: 2
Lines That Require a Response: 2

Your Total Line Pricing: 32,500.0000 USD

[Hide Line Detail](#)

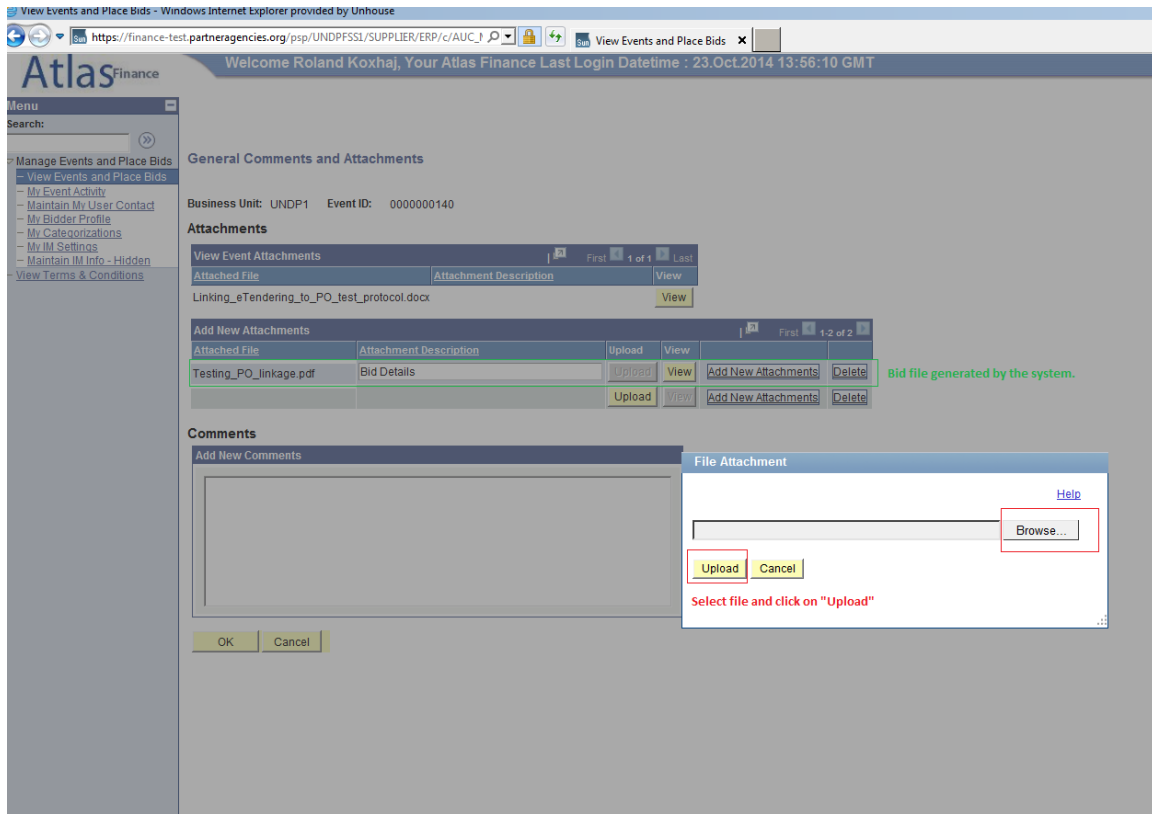
★ Bid Required [Line Comments/Files](#)

Line	Description	Unit	Requested Quantity	Your Bid Quantity	Your Unit Bid Price	Your Total Bid Price	
1	★ A) Computer printers	EA	20.0000	20.0000	250.000000	5,000.0000 USD	Bid
2	★ A) Desktop computers	EA	50.0000	50.0000	550.000000	27,500.0000 USD	Bid

At any point in the bid response process you may save an in-progress bid and resume completion at later time. When your bid response is complete, submit for consideration.

[Return to Event Search](#)

- To upload your documents that are part of your bid, click on “Add new Attachments” and browse to your file and click on “Upload”.



Once you have submitted all the information required, you can either save your bid for later submission or submit it right away

You can click on “Validate entries” to check if the responses provided meet the minimum responses required in the bid event and confirm if the bid is ready to be submitted.

Important note: If you click, “Save for Later” your bid is NOT SUBMITTED. A Bid is successfully submitted only when you click on “Submit bid” in which case a confirmation email is received with a copy of the bid submitted.

4.2.3 Submitting Alternate Bids

In cases when UNDP accepts alternate bids, Bidders will be allowed to submit more than one bid in the system, with one of them being the primary bid and the other/s being alternate bids. There are multiple methods of submitting an alternate bid as described below:

Method 1: Submit an alternate bid directly.

In this method you will submit a bid directly by entering all the required information such as: responses to bid questions; prices, attachments, etc. To do so, simply click on “Bid on Event”.

Ariba Finance

Menu

Search:

Manage Events and Place Bids

- View Events and Place Bids
- My Event Activity
- Maintain My User Contact
- My Bidder Profile
- My Categorizations
- My IM Settings
- Maintain IM Info - Hidden

View Terms & Conditions

Event Details

Bidding Shortcuts:

- [View, Edit or Copy from Saved Bids](#)
- [View Your Bid Activity](#)
- [View Bidding Documents](#)
- [Upload XML Bid Response](#)

Event Name: USER'S GUIDE

Event ID: UNDP1-0000000077

Event Format/Type: Sell Event RFX

Event Round: 1

Event Version: 2

Event Start Date: 31/10/2013 4:49AM EDT

Event End Date: 28/11/2013 04:49 AM EST

Event Description:

Contact: Roland Koxhaj

Phone:

Email: roland.koxhaj@undp.org

Online Discussion:

Live Chat Help:

My Bid Status:

Payment Terms:

My Bids: [1 In-Process and Submitted](#)

Edits to Submitted Bids: Allowed

Multiple Bids: Allowed

Method 2: Copy from previous bid.

You can use this method if you want to use the same information submitted in your previous/original submitted bid and then make the necessary changes. To do so, click on “View, Edit, or Copy from Saved bids” and then click on the link “copy”. The system will prompt the bid already completed with same information as the original bid and Bidder can then make necessary changes.

Atlas Finance Welcome Roland Koxhaj, Your Atlas Finance Last Login Datetime : 29.Oct.2013 14:30:49 GMT

Menu

Search:

- Manage Events and Place Bids
 - View Events and Place Bids
 - My Event Activity
 - Maintain My User Contact
 - My Bidder Profile
 - My Categorizations
 - My IM Settings
 - Maintain IM Info - Hidden
 - View Terms & Conditions

View, Edit or copy from Saved Bids

Welcome, PSO Copenhagen

Event Name: USER' S GUIDE

Event ID: UNDP1-0000000077

Event Format/Type: Sell Event RFX

Event Start Date: 31/10/2013 4:49AM EDT

Event End Date: 28/11/2013 04:49 AM EST

Event Round: 1

Event Version: 2

Multiple Bids: Allowed

Currency: US Dollar

Bid ID	Round	Version	Bid Status	Event Status	Bid Last Saved	
1	1	2	Posted	Posted	31/10/2013 6:01AM EDT	View/Edit Copy Cancel Upload

[Return to Event Search](#)

Important note: Make sure that the bid you are trying to copy from corresponds to the latest version of the Bid event, otherwise you will receive a system error and will not be able to use that bid.

In cases when alternate bids are allowed, bidders must clearly identify which is the alternate bid, and it is also necessary to cancel any bid that is not valid. How to cancel a bid is explained further below (Section 4.3.2)

4.3 Managing Submitted Bids

This section contains instructions on how to view, edit, or cancel bid that has been already submitted.

4.3.1 View Bid

It is highly recommended that you view your submitted bid to ensure that you have provided all the required information. To do so, open your submitted bid by going to “View Events and Place bids” and selecting the corresponding Bid Event. Click on “View, Edit or Copy from Saved Bids”

Event Details

Bid on Event

Bidding Shortcuts:

[View, Edit or Copy from Saved Bids](#)

[View Event Activity](#)

[View Event Package](#)

[Upload XML Bid Response](#)

Event Name:	INSTRUCTIONS FOR BIDDERS	My Bid Status:
Event ID:	UNDP1-0000000075	
Event Format/Type:	Sell Event RFX	
Event Round:	1	
Event Version:	1	
Event Start Date:	29/11/2012 4:00PM EST	
Event End Date:	27/12/2012 04:00 PM EST	

Event Description:

Generally UNDP does not accept alternative bids, unless otherwise specified in the Bid Data Sheet (BDS). However, Bidders can edit their bid at any time before the deadline. To edit your bid, click on “View/Edit”.

Atlas

Welcome Roland Roxhaj, Your Atlas Finance Last Login Datetime : 29.Oct.2013 14:30:49 GMT

Menu

Search:

- Manage Events and Place Bids
- View Events and Place Bids
- My Event Activity
- Maintain My User Contact
- My Bidder Profile
- My Categorizations
- My IM Settings
- Maintain IM Info - Hidden
- View Terms & Conditions

View, Edit or copy from Saved Bids

Welcome, PSO Copenhagen

Event Name:	USER' S GUIDE	Event Round:	1
Event ID	UNDP1-0000000077	Event Version:	1
Event Format/Type:	Sell Event RFX	Multiple Bids	Not Allowed
Event Start Date:	31/10/2013 4:49AM EDT	Currency	US Dollar
Event End Date:	28/11/2013 04:49 AM EST		

Bid ID	Round	Version	Bid Status	Event Status	Bid Last Saved	
1	1	1	Posted	Posted	31/10/2013 6:01AM EDT	View/Edit

[Return to Event Search](#)

Check all the responses provided and attachments uploaded to ensure all required information has been provided with your bid. Once you have viewed, reviewed and ensure that everything is in order and complete, click on “Submit Bid” again. It also recommended that you click on “Submit Bid” again even if you have not made any changes to your bid.

Atlas Finance Welcome Roland Jakarta, Your Atlas Finance Last Login Datetime : 06.Nov.2013

Menu
 Search:
 Manage Events and Place Bids
 - View Events and Place Bids
 - My Event Activity
 - Maintain My User Contact
 - My Bidder Profile
 - My Categorizations
 - My IM Settings
 - Maintain IM Info - Hidden
 - Discussion Forums
 PeopleTools
 View Terms & Conditions

General Comments and Attachments
 Business Unit: UNDP1 Event ID: 0000000520

Attachments

View Event Attachments | First 1-14 of 14 Last

Attached File	Attachment Description	View
Section_2_-_Instructions_to_Bidders.pdf	Instructions to Bidders	View
Section_3_-_Requirements_and_Technical_Specifications.docx	Bill of Quantities	View
Section_4_-_Bid_Submission_Form.docx	Bid Submission Form	View
Section_5_-_Documents_Establishing_Eligibility_of_Bidder.docx	Documents Establishing Eligibility	View
Section_6_-_Technical_proposal.docx	Technical Proposal	View
Section_7_-_Price_Schedule.docx	Price Schdule	View
Section_8_-_Bid_Security_Form.docx	Bid Security Forms	View
Section_9_-_Form_for_Performance_Security.docx	Form for Performance Security	View
Section_10_-_Form_for_Advance_payment_guarantee.docx	Form for Advance payment	View
UNDP_GTC_for_Mixed_Goods_and_Services.pdf		View
Instructions_Manual_for_Bidders_Release_2_-_Nov_2013.pdf		View
FAQ_for_bidders_Release_No_2_Nov_2013.pdf		View
Bidders_Manual_exercise.xml	Event Bid Package	View
Bidders_Manual_exercise.pdf	Event Details	View

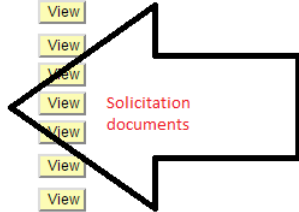
Add New Attachments | First 1-2 of 2 Last

Attached File	Attachment Description	Upload	View
practical_guide.docx	Practicval Guide	Upload	View
Bidders_Manual_exercise.pdf	Bid Details	Upload	View

Comments

View Event Comments | First 1 of 1 Last

Document attached to this event.



Bidding Documents uploaded by bidder

4.3.2 Edit or Cancel Bid

A. Edit a Bid

Bidder can edit a bid directly in the system before the deadline the bidding deadline is over. To edit an already submitted bid, you must open it by clicking on “View/Edit” in the same way as you do to view the bid (section above). This will open the bid submitted and you can overwrite to make the necessary changes and submit again.

Important note: To submit the amended bid, bidder must click on “Submit bid”.

Otherwise, bid will not be posted in the system and will be considered as “not submitted”

B. Cancel a Bid

To cancel a bid go to “View, Edit or Copy from saved bids”. Click on “Cancel” on the bid that you wish to cancel. Pay attention to the Bid Status columns. If only one bid is required, then there must be only one bid with status “Posted”.

It is recommended that you view your bid before cancelling. Look at column BidID on the left and status shown as “Posted” for both bids. This means that you have submitted 2 bids in the system.

ATLAS Finance

Welcome Roland Koxhaj, Your Atlas Finance Last Login Datetime : 31.Oct.2013 10:54:22 GMT

Menu

Search: []

Manage Events and Place Bids

View Events and Place Bids

My Event Activity

Maintain My User Contact

My Bidder Profile

My Categorizations

My IM Settings

Maintain IM Info - Hidden

View Terms & Conditions

View, Edit or copy from Saved Bids

Welcome, PSO Copenhagen

Event Name: USER' S GUIDE

Event ID: UNDP1-000000077

Event Round: 1

Event Format/Type: Sell Event RFX

Event Version: 2

Event Start Date: 31/10/2013 4:49AM EDT

Multiple Bids: Allowed

Event End Date: 28/11/2013 04:49 AM EST

Currency: US Dollar

Bid ID	Round	Version	Bid Status	Event Status	Bid Last Saved				
1	1	2	Posted	Posted	31/10/2013 6:01AM EDT	View/Edit	Copy	Cancel	Upload
2	1	2	Posted	Posted	31/10/2013 11:45AM EDT	View/Edit	Copy	Cancel	Upload

[Return to Event Search](#)

If you want to cancel one of them, click on “cancel” beside the bid you want to cancel. Status will change to “Cancelled” as shown below:

ATLAS Finance

Welcome Roland Koxhaj, Your Atlas Finance Last Login Datetime : 31.Oct.2013 10:54:22 GMT

Menu

Search: []

Manage Events and Place Bids

View Events and Place Bids

My Event Activity

Maintain My User Contact

My Bidder Profile

My Categorizations

My IM Settings

Maintain IM Info - Hidden

View Terms & Conditions

View, Edit or copy from Saved Bids

Welcome, PSO Copenhagen

Event Name: USER' S GUIDE

Event ID: UNDP1-000000077

Event Round: 1

Event Format/Type: Sell Event RFX

Event Version: 2

Event Start Date: 31/10/2013 4:49AM EDT

Multiple Bids: Allowed

Event End Date: 28/11/2013 04:49 AM EST

Currency: US Dollar

Bid ID	Round	Version	Bid Status	Event Status	Bid Last Saved				
1	1	2	Cancelled	Posted	31/10/2013 11:51AM EDT	View	Copy		
2	1	2	Posted	Posted	31/10/2013 11:45AM EDT	View/Edit	Copy	Cancel	Upload

[Return to Event Search](#)

4.3.3 Amending your bid when bid event is amended

If UNDP amends the bid event and its requirements, an automatic email notification will be sent by the system to all bidders who

1. have either accepted bid invitation,
2. have been invited directly by UNDP,
3. have already submitted a bid on the original version of the Bid Event.

The amendments may consist of various aspects and how the bidder can modify his bid accordingly depends on what changes have been made in the bid event. In any case, there are two main categories of changes:

- a) Changes include changes in line items or bid factors.
- b) No changes made to line items or bid factors.

If the amendment of the bid event include changes in bid factors or line item, bidder cannot edit previous bid or copy it and create a new bid. If bidder click on the “View/Edit” or “Copy” links corresponding to the previous bid for the original version of the bid event, a system error will appear.

To submit a revised bid for the new version with changes in bid factors or line items, bidders must submit a new bid by clicking on “Submit bid” link in the main page and cancel their previous bid

If no changes have been made to the bid factors or line items, bidder can follow the same steps for editing his bid by clicking on “View/Edit” link and overwriting the information.

Bidder can also submit a new bid, in the same way as if when submitting an alternate bid and cancelling the previous bid, as explained above.

Atlas Finance Welcome Roland Kohhaj, Your Atlas Finance Last Login Datetime : 31.Oct.2013 16:09:10 GMT

Menu

search:

Manage Events and Place Bids

- View Events and Place Bids
- My Event Activity
- Maintain My User Contact
- My Bidder Profile
- My Categorizations
- My IM Settings
- Maintain IM Info - Hidden
- View Terms & Conditions

Event Details

Bid on Event

Bidding Shortcuts:

- [View, Edit or Copy from Saved Bids](#)
- [View Your Bid Activity](#)
- [View Bidding Documents](#)
- [Upload XML Bid Response](#)

Event Name:	USER' S GUIDE	My Bid Status:	
Event ID:	UNDP1-0000000077		
Event Format/Type:	Sell Event RFX		
Event Round:	1		
Event Version:	3		
Event Start Date:	31/10/2013 4:49AM EDT		
Event End Date:	28/11/2013 04:49 AM EST		

Event Description:

New Version - No changes made to Line items or Bid Factors

Contact:	Roland Kohhaj	Payment Terms:	
Phone:		My Bids:	2 In-Process and Submitted
Email:	roland.kohhaj@undp.org	Edits to Submitted Bids:	Allowed
Online Discussion:		Multiple Bids:	Allowed
Live Chat Help:			

Display: All Lines ★ Bid Required Line Comments/Files

Find | View All | | First 1-2 of 2 Last

Line	Description	Unit	Requested Quantity	Status
1	SUVA/NADI/SUVA: STANDARD AIR FARE	EA	10.0000	
2	computer	DOZ	10.0000	

4.3.3 Ensuring there is a valid bid submitted in the system

It is your responsibility to ensure that there is a valid bid submitted in the system before the deadline. After submitting a bid, you may go back to the system to view your bid, or also make changes to your bid as necessary. When you do so, the system may prompt you if you want to save the changes you made. If you have not made any changes to your bid, you must click “Cancel”. This way your original bid will remain valid in the system. If you have made changes to your bid that you want to be save, you must click “OK” and the click on “Submit Bid” again. If you only click “OK” but do not submit your bid again, the changes to your bid are not submitted and in addition you are also cancelling your original bid.

Page 26

Atlas Finance Welcome roland koxhaj, Your Atlas Finance Last Login Datetime : 04.Jun.2015 15:21:27 GMT

Menu
Search: [] []

- Manage Events and Place Bids
 - View Events and Place Bids
 - My Event Activity
 - Maintain My User Contact
 - My Bidder Profile
 - My Categorizations
 - My IM Settings
 - Maintain IM Info - Hidden
 - View Terms & Conditions

★ Have samples required been sent and shipment tracking number provided?
 Response: Yes [v]
 Ideal: Yes
 Weighting: []
[Add Comments or Attachments](#)

FINANCIAL REQUIREMENTS

★ Have you provide the Bid Submission Form, signed by an authorized representative of the entity submitting the Bid using the template provided in this Bid Event?
 Response: Yes [v]
 Ideal: Yes
 Weighting: []
[Add Comments or Attachments](#)

★ Have you submitted a Bid Security as per the format provided in the solicitation documents? A scanned copy of this document must be attached with your proposal in the system and the original must be sent by mail and shipment tracking number must be provided.
 Response: Yes [v]
 Ideal: Yes
 Weighting: []
[Add Comments or Attachments](#)

Save Warning
 You have unsaved data on this page. Click OK to go back and save, or Cancel to continue.
 [OK] [Cancel]

Step 2: Enter Line Bid Responses
 This event contains one or more individual lines that await your bid response. Some or all lines may require your bid in order for consideration by the Event Administrator.

Lines in This Event: 1
 Lines That Require a Response: 1
 Your Total Line Pricing: 15,000.0000 USD

[Hide Line Detail](#)

★ Bid Required [] Line Comments/Files

Line	Description	Unit	Requested Quantity	Your Bid Quantity	Your Unit Bid Price	Your Total Bid Price		
1	★ computer	DOZ	1.0000	1.0000	153000.0000	15,000.0000 USD	Bid	[]

At any point in the bid response process you may save an in-progress bid and resume completion at later time. When your bid response is complete, submit for consideration.

If you click on "Save for Later", your edited bid is not submitted and in addition, you are also cancelling your original bid. To re-submit your bid, you must click "Submit Bid"

[Submit Bid] [Save for Later] [Validate Entries]

To view the status of your bid, go to:

Manage Events and Place Bids → My Event Activity → Events Bid On

Expand the arrow besides the event that you want to verify. For a bid to be valid and submitted in the system, status should show as "Posted". If status shows as "Save", "Disqualified", etc. your bid is NOT SUBMITTED in the system and you must submit it again.

Atlas Finance Welcome roland koxhaj, Your Atlas Finance Last Login Datetime : 04.Jun.2015 15:21:27 GMT

Menu
 Search:
 - Manage Events and Place Bids
 - My Event Activity
 - My Bidder Profile
 - My Categorizations
 - My IM Settings
 - Maintain IM Info - Hidden
 - View Terms & Conditions

Istanbul OM demo

Event Activity Summary
 Click on number to view events below
 Events Invited To: 0 Events Bid On: 2 Events Awarded: 0

Search Criteria
 Event Format: [v] Events Invited To Events Bid On Events Awarded
 Event Type: [v] Date Range: From: [dt] Through: [dt]
 Search

Legend

Event ID	Format	Event Name	Event Status	Start Date	End Date	Status
UNDP1-0000000332	Sell	OPEN RFP - SIMPLIFIED TEMP - V1	Posted	01/06/2015 07:15 EDT	29/06/2015 09:15 EDT	
UNDP1-0000000321	Sell	Open ITB - Simple Version - V1	Posted	29/05/2015 07:53 EDT	26/06/2015 07:53 EDT	

Bid Summary

Bid ID	Round	Event Version	Status	Date Time Posted	Currency Code	Total Bid Amount
1	1	1	Posted	03/06/2015 09:40:32 EDT	USD	15,000.00000

Return to Event Search

Refresh

4.4 Submitting bids via xml files

You can prepare your response outside the system (offline) and then upload it in the system when ready, using xml files.

To do this:

1. First you need to download the XML version of the bid event by going to “View Event Package”
2. Download Event bid Package in XML format. Once the page is downloaded, you must save it in your computer.

Menu

Search:

Manage Events and Place Bids

- [View Events and Place Bids](#)
- [My Event Activity](#)
- [Maintain My User Contact](#)
- [My Bidder Profile](#)
- [My Categorizations](#)
- [My IM Settings](#)
- [Maintain IM Info - Hidden](#)
- [View Terms & Conditions](#)

Event Details

Bid on Event

Bidding Shortcuts: [View, Edit or Copy from Saved Bids](#)
[View Your Bid Activity](#)
[View Bidding Documents](#)
[Upload XML Bid Response](#)

Event Name:	USER' S GUIDE	My Bid Status:	
Event ID:	UNDP1-000000077		
Event Format/Type:	Sell Event RFX		
Event Round:	1		
Event Version:	3		
Event Start Date:	31/10/2013 4:49AM EDT		
Event End Date:	28/11/2013 04:49 AM EST		
Event Description:			
New Version - No changes made to Line Items or Bid Factors			
Contact:	Roland Koxhaj	Payment Terms:	
Phone:		My Bids:	2 In-Process and Submitted
Email:	roland.koxhaj@undp.org	Edits to Submitted Bids:	Allowed
Online Discussion:		Multiple Bids:	Allowed
Live Chat Help:			

Display: ★ Bid Required Line Comments/Files

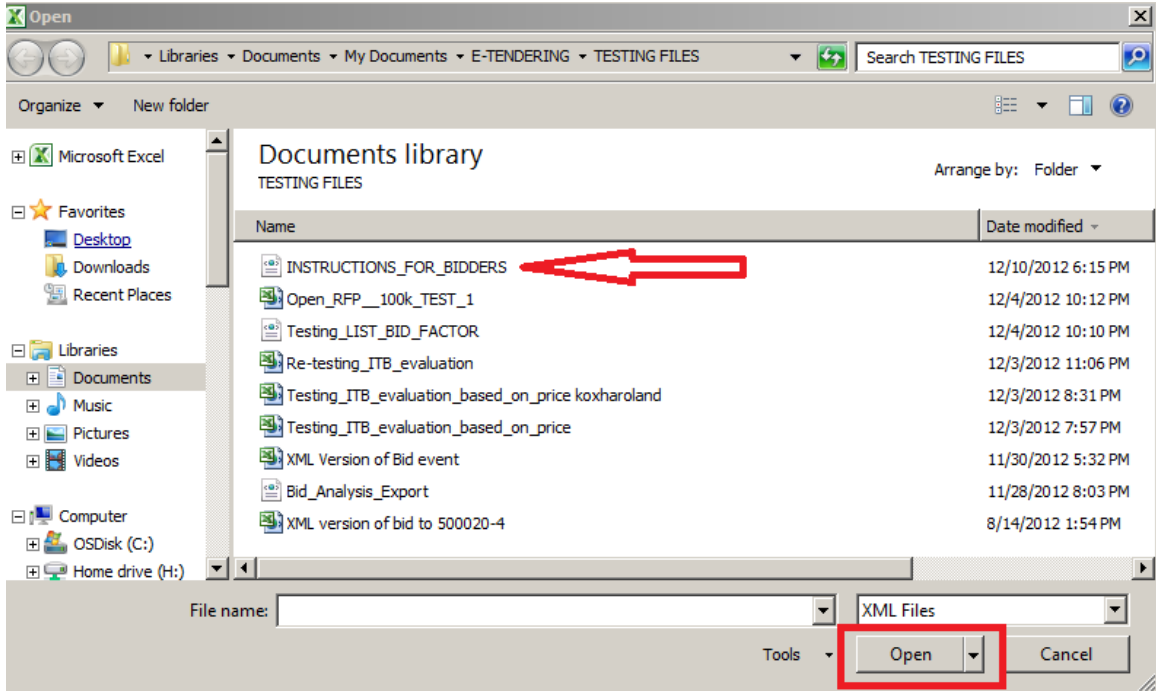
Find | View All | | First 1-2 of 2 Last

Line	Description	Unit	Requested Quantity	Status
1	SUVA/NADI/SUVA: STANDARD AIR FARE	EA	10.0000	
2	computer	DOZ	10.0000	

[Return to Event Search](#)

- Open MS-Excel and open the save XML file from there. To Open the XML file, you must open go to File → Open File menu in Excel and not by clicking on the XML file itself in the folder.

Note: you can upload your bid using XML feature only once. Once a bid has been posted, the XML file cannot override the bid information in the system. Only exception is when “Alternate Bids” is allowed. In this case, uploading your bid using XML file will create a new bid in the system.



4. Provide your responses in the excel table. Once responses have been provided you can save the files as an XML excel file and upload your responses in the system. Worksheet “General Details” is used to respond to the general bid factors and the worksheet “Line details” is used for completing the responses for each line item.
5. To upload the XML file into the system go to the start page of the Bid event and click on “Upload XML Bid Response”.

NOTE: Documents cannot be attached through XML files. They must be uploaded in the system directly.

4.5 Key Points to Remember

Key points to remember to ensure you have successfully submitted a bid in a Bid Event

1. Make sure you have the search criteria set correctly when searching for an event.
2. Use the “Accept Invitation” function if you wish to participate in an event and wish to receive email alerts when the event is amended.
3. Make sure you have responded to all mandatory questions and that your answer matches the ideal response. Otherwise your bid will be disqualified.
4. Upload all necessary documentation. The length of the file name cannot be longer than 60 characters.
5. Submit the bid once it is complete.
6. Be careful when using the “Save for Later” function. It does not submit your bid, and in addition, it will remove the bid that you have submitted previously.
7. Check the status of your bid. It should show as “Posted” for you to have a bid submitted in the system.

- You can use the XML upload function only once to upload your initial bid. If you need to make changes, you must make them online.

5 Managing Your Account

This section describes some additional features that enable the bidder to view his bidding activity, change his account information, etc.

5.1 View Activity

The system records bidder activities. To view it, click on “My Event Activity”. You can use several filters to search for specific activity or simply click on the numbered link on the top to view all events that you have bid on.

The screenshot shows the 'My Event Activity' page in the Atlas Finance system. The user is Roland Jakarta, logged in on 06.Nov.2014 10:33:05 GMT. The page displays an 'Event Activity Summary' with the following statistics:

- Events Invited To: 0
- Events Bid On: 7
- Events Awarded: 0

Below the summary is a search criteria section with filters for Event Format, Event Type, and Date Range. A table of events is displayed below, with the first event highlighted in red:

Event ID	Format	Event Name	Event Status	Start Date	End Date	Status
IDN10-0000000502	Sell	Gender Mainstreaming Advisor for REDD+	Awarded	15/09/2014 12:36AM EDT	17/09/2014 1:00AM EDT	
TUR10-0000000472	Sell	ITB FOR PAPER	Posted	28/08/2014 7:03AM EDT	08/10/2014 8:10AM EDT	
IDN10-0000000491	Sell	Procurement of IT equipment for UNDP Indonesia	Posted	14/09/2014 10:14PM EDT	08/10/2014 3:30AM EDT	
UNDP1-0000000476	Sell	Lot event	Posted	04/09/2014 7:20AM EDT	20/10/2014 5:20AM EDT	
IDN10-0000000503	Sell	EU RFQ 024 Climate Consultant	Posted	15/09/2014 12:35AM EDT	17/09/2014 11:50AM EDT	
IDN10-0000000494	Sell	procurement of IT equipment UNDP indonesia	Posted	14/09/2014 10:15PM EDT	08/10/2014 7:40AM EDT	
IDN10-0000000515	Sell	ICI/UNDP/REDD+/115/2014	Awarded	17/09/2014 9:50PM EDT	01/10/2014 6:00AM EDT	

To view the complete information of a specific bid, click in the bid event Id link.

In the subsequent screen, click on “View, Edit, or copy from saved Bids” or “My bids” links, and then click on the “View/Edit” link, as shown in the screenshots below:

My Event Activity x +

https://etendering-training.partneragencies.org/psp/UNDPFST25/SUPPLIER/ERP/c/AUC_MANAGE_EVENTS.AUC_BID_ACT_MY.GBL?PORTALPARAM_PTCNAV=EP_AUC_BID_ACT_MY

Most Visited Getting Started (5 unread) - roland.ko... Atlas - Peoplesoft Counterfeit Detection ... Dictionary and Thesau... IAPSO Suggested Sites UN House

Atlas Finance Welcome Roland Jakarta, Your Atlas Finance Last Login Datetime : 06.Nov.2014 10:33:05 GMT

Menu

Search: []

Manage Events and Place Bids

- View Events and Place Bids
- My Event Activity
- Maintain My User Contact
- My Bidder Profile
- My Categorizations
- My IM Settings
- Maintain IM Info - Hidden
- Discussion Forums

PeopleTools

- View Terms & Conditions

Event Details

This Event has been Awarded **Bidding Shortcuts:** [View, Edit or Copy from Saved Bids](#)
[View Award Details](#) [View Your Bid Activity](#)

Event Name: Gender Mainstreaming Advisor for REDD+ **My Bid Status:**

Event ID: IDN10-0000000502

Event Format/Type: Sell Event RFx

Event Round: 1

Event Version: 3

Event Start Date: 15/09/2014 12:36AM EDT

Event End Date: Awarded

Event Description:

Amendment 1:
 1. Prebid meetings
 2. Clarifications
 3. Changing end date

Contact: Aryani Amir **Payment Terms:** Immediate

Phone: **My Bids:** [1 In-Process and Submitted](#)

Email: aryani.amir@undp.org **Edits to Submitted Bids:** Allowed

Online Discussion: **Multiple Bids:** Not Allowed

Live Chat Help:

Display: All Lines ★ Bid Required Line Comments/Files

Line	Description	Unit	Requested Quantity	Status
1	★ Deliverable 1 Review on current issues concerning gender mainstreaming in REDD+-related policies and activities.	EA	1.0000	
2	★ Deliverable 2 Develop broad targets and indicators for Gender Mainstreaming in REDD+ processes.	EA	1.0000	
	Deliverable 3 Produce guidelines for Gender			

My Event Activity x +

https://etendering-training.partneragencies.org/psp/UNDPFST25/SUPPLIER/ERP/c/AUC_MANAGE_EVENTS.AUC_BID_ACT_MY.GBL?PORTALPARAM_PTCNAV=EP_AUC_BID_ACT_MY

Most Visited Getting Started (5 unread) - roland.ko... Atlas - Peoplesoft Counterfeit Detection ... Dictionary and Thesau... IAPSO Suggested Sites UN H

Atlas Finance Welcome Roland Jakarta, Your Atlas Finance Last Login Datetime : 06.Nov.2014 10:33:05 GMT

Menu

Search: []

Manage Events and Place Bids

- View Events and Place Bids
- My Event Activity
- Maintain My User Contact
- My Bidder Profile
- My Categorizations
- My IM Settings
- Maintain IM Info - Hidden
- Discussion Forums

PeopleTools

- View Terms & Conditions

View, Edit or copy from Saved Bids

Welcome, Roland Jakarta

Event Name: Gender Mainstreaming Advisor for REDD+ **Event Round:** 1

Event ID: IDN10-0000000502 **Event Version:** 3

Event Format/Type: Sell Event RFx **Multiple Bids:** Not Allowed

Event Start Date: 15/09/2014 12:36AM EDT **Currency:** US Dollar

Event End Date: Awarded

Bid ID	Round	Version	Bid Status	Event Status	Bid Last Saved	
1	1	3	Posted	Awarded	15/09/2014 11:33PM EDT	View/Edit

[Return to Event Search](#)

5.2 Update Bidder Profile

Bidders can update their profile by clicking on “My Bidder Profile” in the menu and changing the relevant information . Switch between the tabs on top: Main, Addresses, and Contacts to navigate through the different profile information, as grouped below:

- “Main” tab: Company website. Company name cannot be changed.
- “Addresses” tab: Add new address, change existing address.
- “Contacts” tab: change existing contact information (first and last name, title, telephone and fax, email address, etc.). Username cannot be changed.

My Bidder Profile

https://etendering-training.partneragencies.org/psp/UNDPFST25/SUPPLIER/ERP/c/AUC_MANAGE_EVENTS.AUC_BID_ACT_MY.GBL?PORTALPARAM_PTCNAV=EP_AUC_BID_ACT

Welcome Roland Jakarta, Your Atlas Finance Last Login Datetime : 06.Nov.2014 10:33:05 GMT

Menu

Search:

Manage Events and Place Bids

View Events and Place Bids

My Event Activity

Maintain My User Contact

My Bidder Profile

My Categorizations

My IM Settings

Maintain IM Info - Hidden

Discussion Forums

PeopleTools

View Terms & Conditions

Main Addresses Contacts Identifications

Company Roland Jakarta

Company URL

Bidder Status

Active Inactive

Bidder Type

Business Individual

Additional Information

HUBZone Program

Sm Disadvantaged Business Prog

Size of Small Business

Other Preference Programs

Veteran-Owned Small Business

Emerging Small Business

Women-Owned Business

Save

Main | Addresses | Contacts | Identifications

My Bidder Profile x +

https://etendering-training.partneragencies.org/psp/UNDPFST2S/SUPPLIER/ERP/c/AUC_MANAGE_EVENTS.AUC_BID_ACT_MY.GBL?PORTALPARAM_PTCNAV=EP_AUC_BID_A...

Most Visited Getting Started (5 unread) - roland.ko... Atlas - Peoplesoft Counterfeit Detection ... Dictionary and Thesau... IAPSO Suggested Sites

Atlas Finance

Welcome Roland Jakarta, Your Atlas Finance Last Login Datetime : 06.Nov.2014 10:33:05 GMT

Menu

Search: []

Manage Events and Place Bids

- View Events and Place Bids
- My Event Activity
- Maintain My User Contact
- My Bidder Profile**
- My Categorizations
- My IM Settings
- Maintain IM Info - Hidden
- Discussion Forums

PeopleTools

- View Terms & Conditions

Main Addresses **Contacts** Identifications

Company Roland Jakarta

User Information Find First < 2 of 2 > Last

First Name Roland

Last Name Jakarta 2

Title

Email ID roland.koxhaj@undp.org

Telephone 22222233 Ext

Fax

Address 1 Main Address

User ID roland.jakarta2

Add Contact Delete

Save

Main | Addresses | Contacts | Identifications

My Bidder Profile x +

https://etendering-training.partneragencies.org/psp/UNDPFST2S/SUPPLIER/ERP/c/AUC_MANAGE_EVENTS.AUC_BID_ACT_MY.GBL?PORTALPARAM_PTCNAV=EP_AUC_BID_...

Most Visited Getting Started (5 unread) - roland.ko... Atlas - Peoplesoft Counterfeit Detection ... Dictionary and Thesau... IAPSO Suggested Sites

Atlas Finance

Welcome Roland Jakarta, Your Atlas Finance Last Login Datetime : 06.Nov.2014 10:33:05 GMT

Menu

Search: []

Manage Events and Place Bids

- View Events and Place Bids
- My Event Activity
- Maintain My User Contact
- My Bidder Profile
- My Categorizations
- My IM Settings
- Maintain IM Info - Hidden
- Discussion Forums

PeopleTools

- View Terms & Conditions

Main **Addresses** Contacts Identifications

Company Roland Jakarta

Addresses Find | View All First 1 of 1 Last

Main Address Ship To Address

Bill To Address Invoice Address

Address Details

Country: Indonesia [Change Country](#)

*Address 1: thamrin building

Address 2:

Address 3:

Address 4:

*City: jakarta

County: Postal:

State:

Add a New Address Delete

Save

Main | Addresses | Contacts | Identifications

Click on Save, once all profile information has been updated

eTendering User Guide in a Snapshot

STEPS	KEY POINTS
<p>REGISTRATION:</p> <p>https://etendering.partneragencies.org</p> <p>Log in using username: event.guest and password: why2change.</p> <p>Enter required information.</p> <p>Change password.</p>	<p>Provide accurate contact details and company profile information.</p> <p>Clear history and reopen browser before trying the temporary password.</p> <p>Log in regularly, at least every 45 days.</p>
<p>SUBMITTING AND MANAGING YOUR BIDS:</p> <p>Find events and “accept invitation” if interesting to participate.</p> <p>Submit your responses, including uploading all required documentation.</p> <p>View submitted bid to ensure it is complete.</p> <p>Edit your submitted bid, if necessary.</p>	<p>Subscribe to an event by clicking on “accept invitation” to be notified for any amendments made.</p> <p>Ensure your responses match the ideal responses required.</p> <p>Be aware of the “Save for Later” function. Re-submit your bid after changes.</p> <p>Check status of your bid to ensure it is “Posted”.</p>