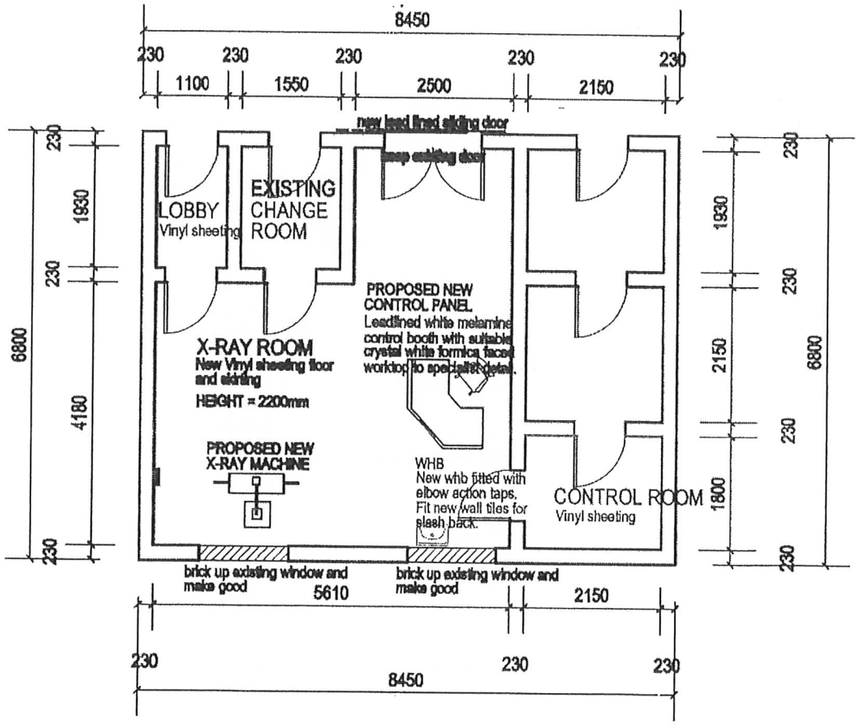

CONSTRUCTION NOTES:

1. DO NOT SCALE DRAWING, ONLY FIGURED DIMENSIONS TO BE USED.
2. ALL DIMENSIONS TO BE CHECKED ON SITE AND DISCREPANCIES REPORTED TO THE ARCHITECT.
3. X-RAY ROOM WALLS HAVE BEEN TILED TO A HEIGHT OF 2100M, HEIGHT LEFT BETWEEN CEILING AND TILES IS 850MM.

SPECIFICATIONS:

1. ALL WINDOWS TO BE MIN. 2100mm AND IF NOT BRICK UP AND FIT A SUITABLE EXTRACTOR FAN.
2. ALL WALLS TO X-RAY ROOM THICKNESS MIN 230mm.
3. DECOMMISSION EXISTING X-RAY MACHINE AND PLACE NEW X-RAY MACHINE
4. NEW WASH HAND BASIN FITTED WITH ELBOW ACTION TAPS & WALL TILES FOR SPLASH BACK.
5. REPAINT EXISTING DOOR & PLACE NEW LEAD LINED SLIDING DOOR.
6. BRICK UP EXISTING WINDOWS AND MAKE GOOD.
7. REMOVE EXISTING FLOOR TILES AND REPLACE WITH VINYL SHEETING.
8. PAINT EXISTING WALLS AND CEILING.
9. PLACE NEW EXTRACTOR FANS X 2 TO ENG. DETAIL.
10. ALL BUILDING MATERIALS TO CONFIRM TO RELEVANT STANDARD ASSOCIATIONS SPECIFICATIONS.
11. REPLACE EXISTING BOOTH WITH NEW BOOTH
12. FIX ALL LIGHT FITTINGS AND SOCKETS.
13. ON COMPLETION OF WORKS ALL RUBBISH AND RUBBLE IS TO BE CLEARED BY THE CONTRACTOR.

CONCESSION PROPOSED NEW LAYOUT PLAN

scale 1:100

09/02/18

MINISTRY OF LOCAL GOVERNMENT
PUBLIC WORKS AND NATIONAL HOUSING
09 FEB 2018
CAUSEWAY

Notes	AMENDMENT: Ltr / date / Int	Description :	
	Micro-film Drwg No		

Ministry of Local Government,
Public Works and National Housing
P.O. Box CY441 , Causeway
Zimbabwe

Telephone 728201/6, Fax 263 4 798204

Architect	P. GWARIRA	Director Arch	H. Mukandiwa
Designed	L.X.R MATEWE	Branch Head	G. Gwarutsa
Drawn	L.X.R MATEWE	Scale	1:100
Checked	C.BWERINOFA	Date	FEBRUARY 2018
		File Ref	

Ministry: HEALTH AND CHILD CARE
Centre: MASHONALAND CENTRAL
Title: CONCESSION DISTRICT HOSPITAL
Description: PROPOSED NEW LAYOUT FOR X-RAY ROOM
Micro Drwg No | G.P. No | Proj No

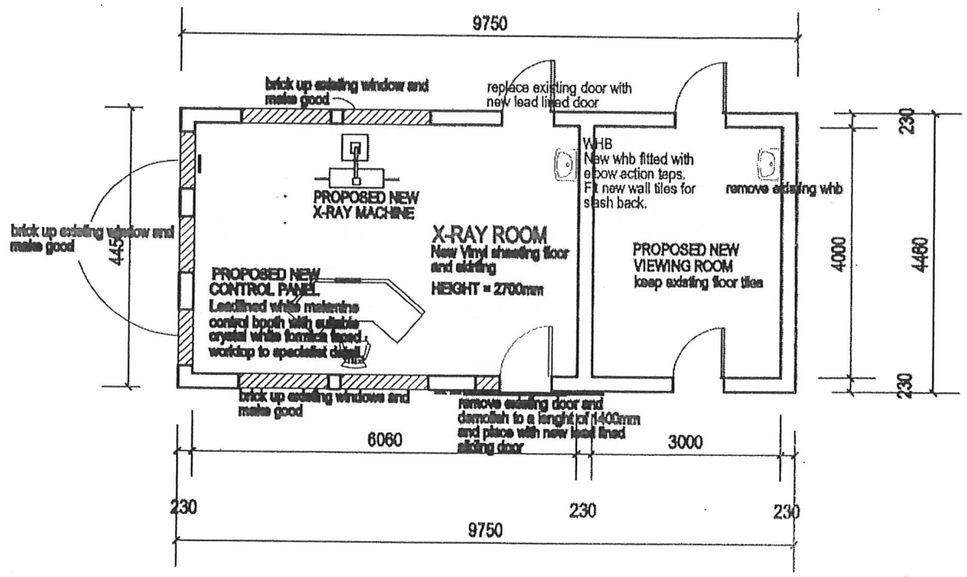

EPWORTH PROPOSED NEW LAYOUT PLAN

scale 1:100

CONSTRUCTION NOTES:

1. DO NOT SCALE DRAWING, ONLY FIGURED DIMENSIONS TO BE USED.
2. ALL DIMENSIONS TO BE CHECKED ON SITE AND DISCREPANCIES REPORTED TO THE ARCHITECT.

SPECIFICATIONS:

1. ALL WINDOWS TO BE MIN. 2100mm AND IF NOT BRICK UP AND FIT A SUITABLE EXTRACTOR FAN.
2. ALL WALLS TO X-RAY ROOM THICKNESS MIN 230mm.
3. ~~DECOMMISSION EXISTING X-RAY MACHINE AND PLACE NEW X-RAY MACHINE~~
4. NEW WASH HAND BASIN FITTED WITH ELBOW ACTION TAPS & WALL TILES FOR SPLASH BACK.
5. REMOVE EXISTING DOOR & REPLACE WITH NEW LEAD LINED SLIDING DOOR.
6. BRICK UP EXISTING WINDOWS AND MAKE GOOD.
7. REMOVE EXISTING FLOOR TILES AND REPLACE WITH VINYL SHEETING.
8. PAINT EXISTING WALLS AND CEILING.
9. PLACE NEW EXTRACTOR FANS X 2 TO ENG. DETAIL.
10. ALL BUILDING MATERIALS TO CONFIRM TO RELEVANT STANDARD ASSOCIATIONS SPECIFICATIONS.
11. PLACE NEW LEAD LINED BOOTH
12. FIX ALL LIGHT FITTINGS AND SOCKETS.
13. CONSTRUCT RAMPS ON BOTH ENTRANCES.
14. REPLACE EXISTING DOOR WITH SIMILAR LEAD LINED DOOR.
15. ON COMPLETION OF WORKS ALL RUBBISH AND RUBBLE IS TO BE CLEARED BY THE CONTRACTOR.

MIN. OF LOCAL GOVERNMENT
PUBLIC WORKS & NATIONAL HOUSING
DIR. ARCHITECTURAL SERVICES
09 FEB 2018
P. BAG CY 7755, CAUSEWAY
ZIMBABWE

09/02/18

Notes	AMENDMENT Ltr / date / Init	Description :	Ministry of Local Government, Public Works and National Housing P.O. Box CY441 , Causeway Zimbabwe	Architect P. BARAWATA	Director Arch H. Mukamburusa
				Designed LXR MATEWE	Branch Head G. Gwarura
				Drawn LXR MATEWE	Scale 1:100
				Checked C.BWERINDOFA	Date FEBRUARY 2018
	Micro-film Dwg No			Telephone 728201/9, Fax 263 4 798204	File Ref

Ministry	HEALTH AND CHILD CARE
Centre	HARARE METROPOLITAN
Title	EPWORTH MSF CLINIC
Description	PROPOSED NEW LAYOUT FOR X-RAY ROOM
Block Dwg No	B.P. No / Proj. No

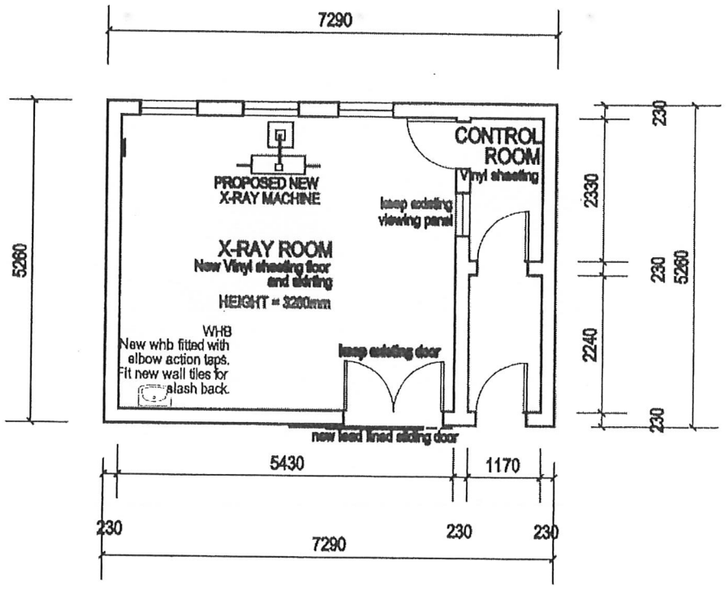

CONSTRUCTION NOTES:

1. DO NOT SCALE DRAWING, ONLY FIGURED DIMENSIONS TO BE USED.
2. ALL DIMENSIONS TO BE CHECKED ON SITE AND DISCREPANCIES REPORTED TO THE ARCHITECT.

SPECIFICATIONS:

1. ALL WINDOWS TO BE MIN. 2100mm AND IF NOT BRICK UP AND FIT A SUITABLE EXTRACTOR FAN.
2. ALL WALLS TO X-RAY ROOM THICKNESS MIN 230mm.
3. DECOMMISSION EXISTING X-RAY MACHINE AND PLACE NEW X-RAY MACHINE
4. NEW WASH HAND BASIN FITTED WITH ELBOW ACTION TAPS & WALL TILES FOR SPLASH BACK.
5. KEEP EXISTING DOOR & PLACE NEW LEAD LINED SLIDING DOOR.
6. KEEP EXISTING WINDOWS AS THEY ARE TO THE SPECIFIED HIEGHT.
7. REMOVE EXISTING FLOOR TILES AND REPLACE WITH VINYL SHEETING.
8. PAINT EXISTING WALLS AND CEILING.
9. PLACE NEW EXTRACTOR FAN X 2 TO ENG. DETAIL.
10. ALL BUILDING MATERIALS TO CONFIRM TO RELEVANT STANDARD ASSOCIATIONS SPECIFICATIONS.
11. ON COMPLETION OF WORKS ALL RUBBISH AND RUBBLE IS TO BE CLEARED BY THE CONTRACTOR.

MAPISA PROPOSED NEW LAYOUT PLAN

scale 1:100

09/02/18

Notes	AMENDMENT Ltr / date / Init.	Description :	
	Micro-film Drwg. No		

Ministry of Local Government, Public Works and National Housing
P.O. Box CY441 , Causeway
Zimbabwe

Telephone 728201/9, Fax 263 4 790224

Assisted	P. GARAVATA	Director Arch	H. Mukandiwa
Designed	L.X.N MATEWE	Branch Head	G. Chawura
Drawn	L.X.N MATEWE	Scale	1:100
Checked	CUMMINGS	Date	FEBRUARY 2018
		File Ref	

Ministry	HEALTH AND CHILD CARE	Centre MATEBELELAND SOUTH
Title	MAPISA DISTRICT HOSPITAL	
Description	PROPOSED NEW LAYOUT FOR X-RAY ROOM	
Block Drwg No	G.P. No	Proj. No

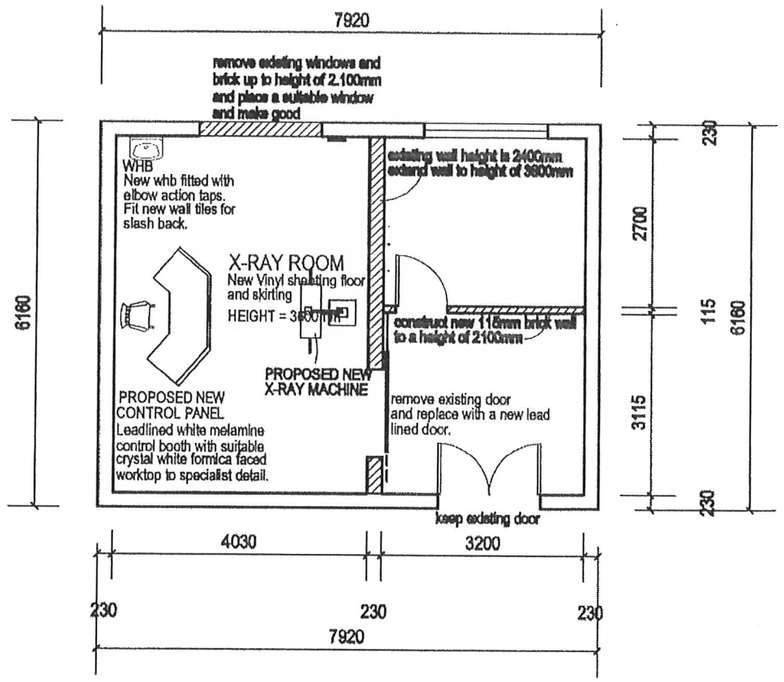

CONSTRUCTION NOTES:

1. DO NOT SCALE DRAWING, ONLY FIGURED DIMENSIONS TO BE USED.
2. ALL DIMENSIONS TO BE CHECKED ON SITE AND DISCREPANCIES REPORTED TO THE ARCHITECT.

SPECIFICATIONS:

1. ALL WINDOWS TO BE MIN. 2100mm AND IF NOT BRICK UP AND FIT A SUITABLE EXTRACTOR FAN.
2. ALL WALLS TO X-RAY ROOM THICKNESS MIN 230mm.
3. DECOMMISSION EXISTING X-RAY MACHINE AND PLACE NEW X-RAY MACHINE
4. NEW WASH HAND BASIN FITTED WITH ELBOW ACTION TAPS & WALL TILES FOR SPLASH BACK.
5. REPLACE EXISTING DOOR WITH NEW LEAD LINED SLIDING DOOR.
6. BRICK UP EXISTING WINDOW TO A HEIGHT OF 2100MM.
7. REMOVE EXISTING FLOOR TILES AND REPLACE WITH VINYL SHEETING.
8. PAINT EXISTING WALLS AND CEILING.
9. PLACE NEW EXTRACTOR FAN X 2 TO ENG. DETAIL.
10. CONSTRUCT A NEW LEAD LINED BOOTH.
11. ALL BUILDING MATERIALS TO CONFIRM TO RELEVANT STANDARD ASSOCIATIONS SPECIFICATIONS.
12. ON COMPLETION OF WORKS ALL RUBBISH AND RUBBLE IS TO BE CLEARED BY THE CONTRACTOR.

MUSISO PROPOSED NEW LAYOUT PLAN

scale 1:100

09/02/18.

Notes	AMENDMENT: Ltr / date / Init	Description :	Ministry of Local Government, Public Works and National Housing, P.O. Box CY441 , Causeway, Zimbabwe
	Micro-film Drwg No		Telephone 728201/9, Fax 263 4 796204

Architect: P. GARAWA	Director Arch: H. Mutsvairai	Ministry: HEALTH AND CHILD CARE	Centre: MASVINGO PROVINCE
Designed: L.KR MATEWE	Branch Head: O. Gwarura	Title: MUSISO DISTRICT HOSPITAL	
Drawn: L.KR MATEWE	Scale: 1:100	Description: PROPOSED NEW LAYOUT FOR X-RAY ROOM	
Checked: C.MWERNOFA	Date: FEBRUARY 2018	Block Drwg No / G.F. No / Proj No	
	File Ref		

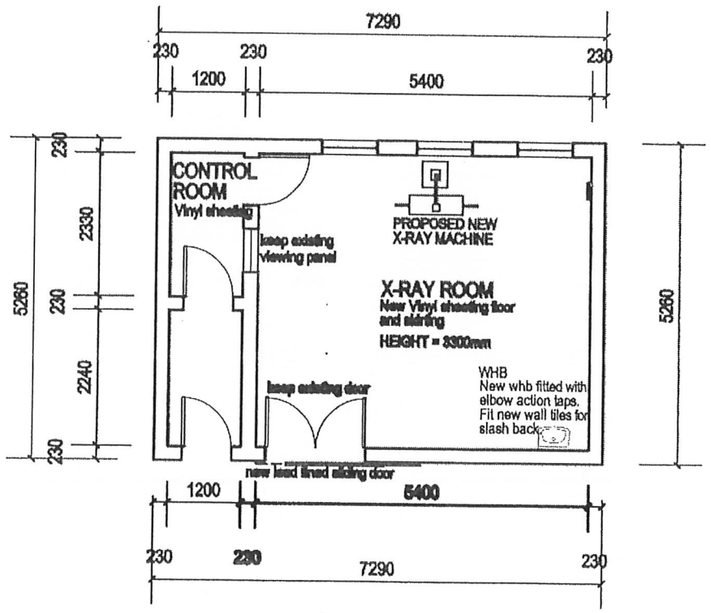

SADZA PROPOSED NEW LAYOUT PLAN

scale 1:100

CONSTRUCTION NOTES:

1. DO NOT SCALE DRAWING, ONLY FIGURED DIMENSIONS TO BE USED.
2. ALL DIMENSIONS TO BE CHECKED ON SITE AND DISCREPANCIES REPORTED TO THE ARCHITECT.

SPECIFICATIONS:

1. ALL WINDOWS TO BE MIN. 2100mm AND IF NOT BRICK UP AND FIT A SUITABLE EXTRACTOR FAN.
2. ALL WALLS TO X-RAY ROOM THICKNESS MIN 230mm.
3. DECOMMISSION EXISTING X-RAY MACHINE AND PLACE NEW X-RAY MACHINE
4. NEW WASH HAND BASIN FITTED WITH ELBOW ACTION TAPS & WALL TILES FOR SPLASH BACK.
5. KEEP EXISTING DOOR & PLACE WITH NEW LEAD LINED SLIDING DOOR.
6. KEEP EXISTING WINDOWS AS THEY ARE TO THE SPECIFIED HEIGHT.
7. REMOVE EXISTING FLOOR TILES AND REPLACE WITH VINYL SHEETING.
8. PAINT EXISTING WALLS AND CEILING.
9. PLACE NEW EXTRACTOR FAN X 2 TO ENG. DETAIL.
10. ALL BUILDING MATERIALS TO CONFIRM TO RELEVANT STANDARD ASSOCIATIONS SPECIFICATIONS.
11. ON COMPLETION OF WORKS ALL RUBBISH AND RUBBLE IS TO BE CLEARED BY THE CONTRACTOR.

09/02/18

Notes	AMENDMENT: Ltr / date / Init.	Description :	
	Micro-film Drwg No		

Ministry of Local Government, Public Works and National Housing
P.O. Box CY441 , Causeway
Zimbabwe

Telephone 728201/8, Fax 263 4 795204

Architect: P. GAPARAYA	Chief Architect: H. Mukaratirwa	Ministry: HEALTH AND CHILD CARE	Centre: MASVINGO PROVINCE
Designed: L.K.R MOEWE	Branch Head: O. Gwarisa	Title: SADZA DISTRICT HOSPITAL	
Drawn: L.K.R MOEWE	Scale: 1:100	Description: PROPOSED NEW LAYOUT FOR X-RAY ROOM	
Checked: C.MARINHOFA	Date: FEBRUARY 2018		
	File Ref	Block Drwg No / B.P. No / Proj. No	