LEGEND

AXIAL FAN	
AIR COOLED CHILLER	
AIR SEPARATOR	
EXPANSION TANK	
CHILLED WATER PUMP	
ISOLATION VALVE	
BALANCING VALVE	
ROOFTOP FAN	
PROPELLER FAN	
AIR HANDLING UNIT	
HIGH WALL SPLIT UNIT	
OUTDOOR UNIT	
SUPPLY LINEAR DIFFUSER	
RETURN LINEAR DIFFUSER	
SUPPLY REGISTER	
SIDE SUPPLY REGISTER	
SIDE EXHAUST REGISTER	
SUPPLY CEILING DIFFUSER	
RETURN CEILING DIFFUSER	
EXHAUST REGISTER	
THERMOSTAT	
VOLUME DAMPER	
FIRE DAMPER	
MOTORIZED DAMPER	

EQUIPMENT

AHU	AIR HANDLING UNIT
AS	AIR SEPARATOR
CHP	CHILLED WATER PUMP
CHT	CHEMICAL TREATMENT
EF	EXHAUST FAN
ET	EXPANSION TANK
FCU	FAN COIL UNIT
FAF	FRESH AIR FAN
HW	HIGH WALL SPLIT UNIT
MUP	MAKE-UP PUMP
PRF	PRESSURIZATION FAN
SF	SMOKE FAN

AIR OUTLETS

DL	DOOR LOUVER
EL	EXHAUST LOUVER
ER	EXHAUST REGISTER
FAL	FRESH AIR LOUVER
JD	JET DIFFUSER
RCD	RETURN CEILING DIFFUSER
RLD	RETURN LINEAR DIFFUSER
RR	RETURN REGISTER
SCD	SUPPLY CEILING DIFFUSER
SLD	SUPPLY LINEAR DIFFUSER
SR	SUPPLY REGISTER

DUCTS

BOD	BOTTOM OF DUCT
EAD	EXHAUST AIR DUCT
FAD	FRESH AIR DUCT
FD	FIRE DAMPER
MD	MOTORIZED DAMPER
RAD	RETURN AIR DUCT
SAD	SUPPLY AIR DUCT
SMD	SMOKE DUCT
VD	VOLUME DAMPER

DIRECTIONS

DN	DOWN
HL	HIGH LEVEL
LL	LOW LEVEL
UP	UP
UT	UNDER TILE
UG	UNDER GROUND

UNITS

BTU	BRITISH THERMAL UNIT
CFM	CUBIC FOOT PER MINUTE
GPM	GALLON PER MINUTE (US)
IN	INCH
M	METER
MM	MILLIMETER
L/S	LITER PER SECOND

SERVICE LINES

CHWR	CHILLED WATER RETURN
CHWS	CHILLED WATER SUPPLY
CWR	CONDENSING WATER RETURN
CWS	CONDENSING WATER SUPPLY
MUWS	MAKE-UP WATER SUPPLY

VALVES

BFV	BUTTERFLY VALVE
BV	BALANCING VALVE
CHV	CHECK VALVE

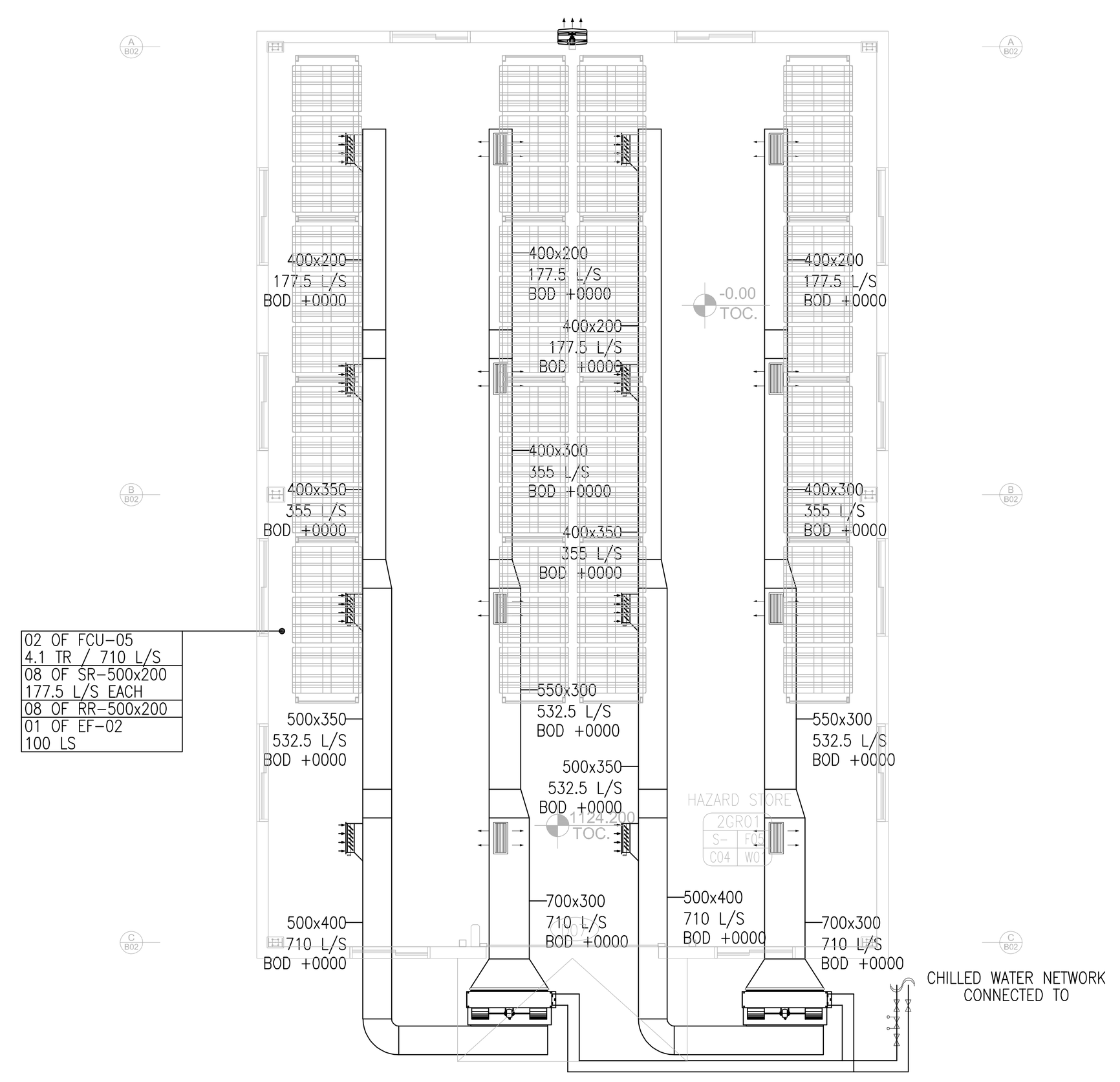

200 EDG **HAZARD STORE - GROUND FLOOR**
HVAC SYSTEM SCALE: 1:100

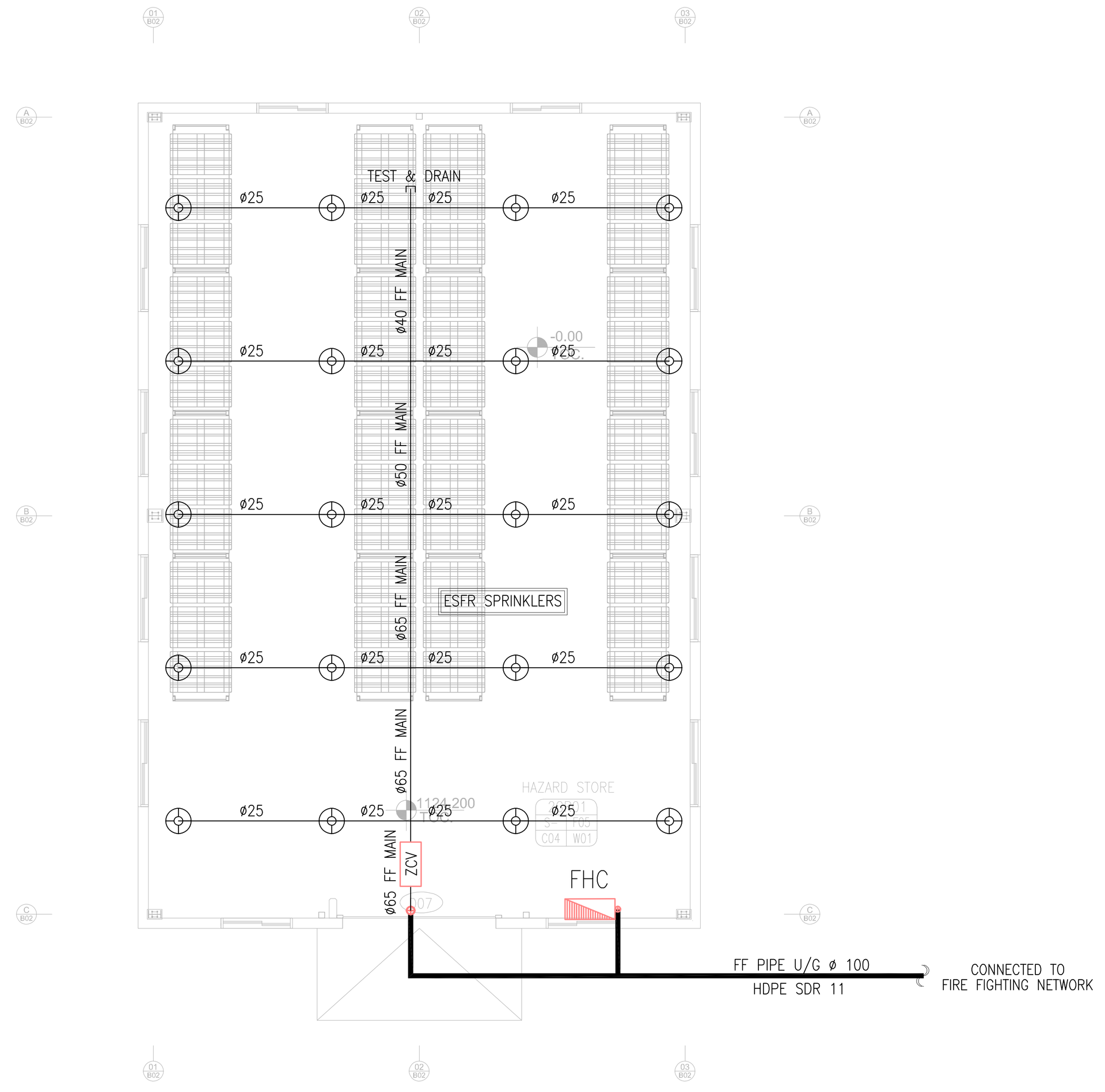

200 EDG **HAZARD STORE - GROUND FLOOR**
FIRE FIGHTING SYSTEM SCALE: 1:100

NOTES
- ALL DRAWINGS ARE IN MILLIMETERS, ALL DIMENSIONS TO BE VERIFIED ON SITE AND APPROVED BY THE ENGINEER.
- THIS DRAWING SHOULD BE READ IN CONJUNCTION WITH OTHER RELEVANT ARCHITECTURAL, MECHANICAL,ELECTRICAL AND SPECIAL SYSTEMS DRAWINGS AND ALL RELEVANT SECTIONS OF THE SPECIFICATIONS.
- CONTRACTOR SHALL CHECK AND COORDINATE ALL ARCHITECTURAL, STRUCTURAL, ELECTROMECHANICAL AND LANDSCAPE WORKS BEFORE CONSTRUCTION.

SYMBOLS/LEGEND:

T/A	TO ABOVE
F/A	FROM ABOVE
T/B	TO BELOW
F/B	FROM BELOW
UT	UNDER TILE
SP	SOIL PIPE
WP	WASTE PIPE
VP	VENT PIPE
FMP	FORCE MAIN PIPE
H/L	HIGH LEVEL
TD	TRENCH DRAIN
L/S	LITER PER SECONG
DN	DOWN
GPM	GALLONS PER MINUTE
SS	SOIL STACK
VS	VENT STACK
WS	WASTE STACK
RS	RAIN STACK
RP	RAIN PIPE
CO	CLEANOUT
FCO	FLOOR CLEANOUT
WCO	WALL CLEANOUT
U/G	UNDERGROUND
IC	INSPECTION CHAMBER
SIC	STORM INSPECTION CHAMBER
GT	GULLY TRAP
SDC	SLOW DOWN CHAMBER
WC	WATER CLOSET
FD	FLOOR DRAIN
LAV	LAVATORY
BT	BATHTUB
SH	SHOWER
CB	CATCH BASIN

NOTES
- ALL DRAWINGS ARE IN MILLIMETERS, ALL DIMENSIONS TO BE VERIFIED ON SITE AND APPROVED BY THE ENGINEER.
- THIS DRAWING SHOULD BE READ IN CONJUNCTION WITH OTHER RELEVANT ARCHITECTURAL, MECHANICAL,ELECTRICAL AND SPECIAL SYSTEMS DRAWINGS AND ALL RELEVANT SECTIONS OF THE SPECIFICATIONS.
- CONTRACTOR SHALL CHECK AND COORDINATE ALL ARCHITECTURAL, STRUCTURAL, ELECTROMECHANICAL AND LANDSCAPE WORKS BEFORE CONSTRUCTION.

SYMBOLS/LEGEND:

T/A	TO ABOVE
F/A	FROM ABOVE
T/B	TO BELOW
F/B	FROM BELOW
SPK	SPRINKLER
FP	FIRE PUMP
FE	FIRE EXTINGUISHER
D	DRAIN PIPE
DN	DOWN
FHC	FIRE HOSE CABINET
FHR	FIRE HOSE REEL
FH	FIRE HYDRANT
SC	SIAMESE CONNECTION
LV	LANDING VALVE
OS&Y	OPEN STEM & YOKE VALVE
FM200	CLEAN AEGENT EXTINGUISHER
U/G	UNDERGROUND
ZCV	ZONE CONTROL VALVE
FS	FIRE SEARCH
FHC	FIRE HOES CABINET (65mm)
	ESFR SPRINKLER HEAD
	UPRIGHT SPRINKLER HEAD
	PENDENT SPRINKLER HEAD
	SIDE WALL SPRINKLER HEAD
SC	SIAMESE CONNECTION
FH	FIRE HYDRANT
FE-1	FIRE EXTINGUISHER DRY POWDER
FE-2	FIRE EXTINGUISHER CO2
FE-3	FIRE EXTINGUISHER FOAM
FS	FIRE SEARCH
AFE	AUTOMATIC FIRE EXTINGUISHER



200 EDG **HAZARD STORE - GROUND FLOOR**
DRAINAGE SYSTEM SCALE: 1:100

KEYPLAN

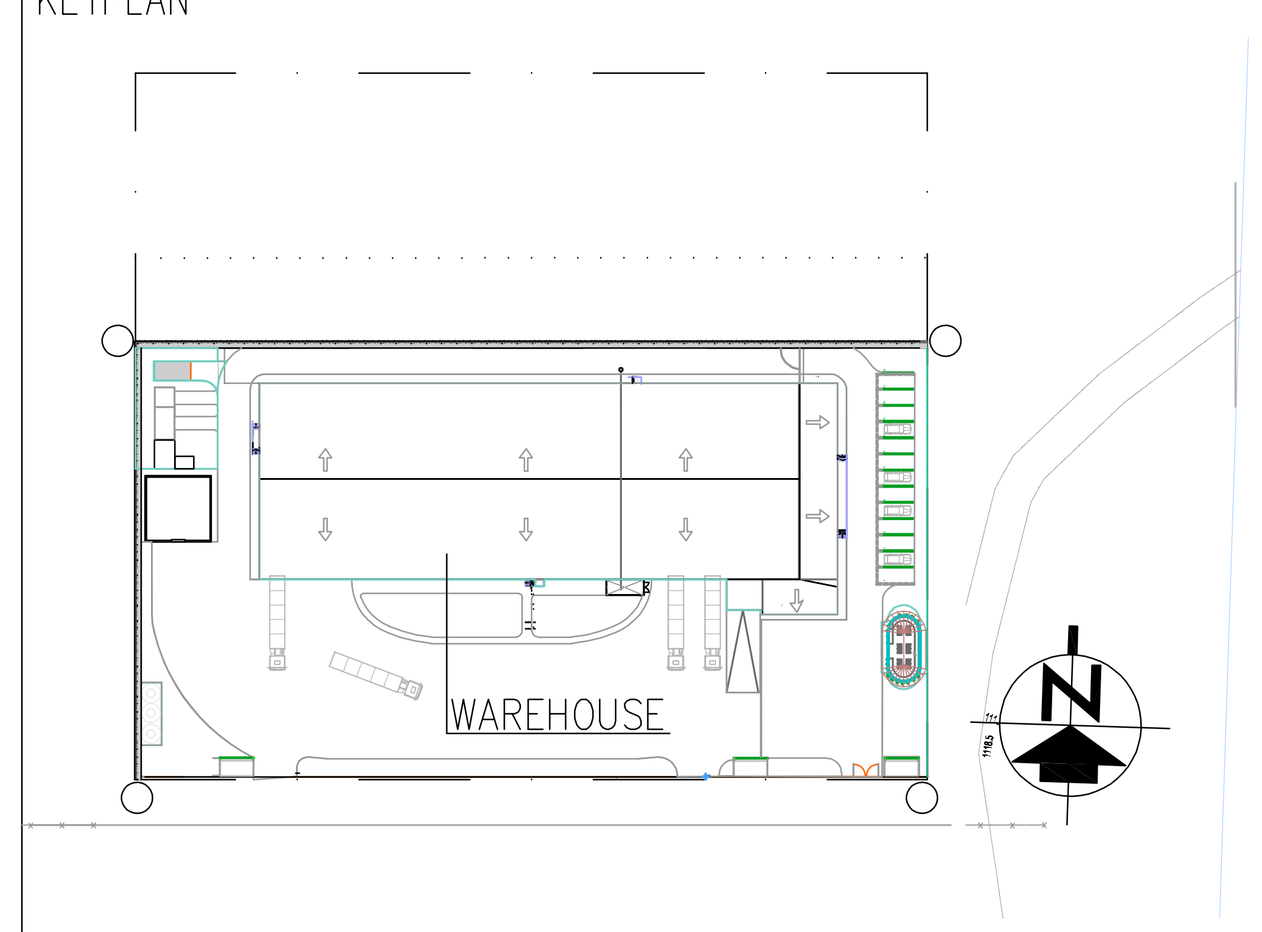

INDEX	DATE	DESCRIPTION	DESIGNED BY	CHECKED BY	APPROVED BY
R6					
R5					
R4					
R3					
R2					
R1					
R0	26-07-20	DETAILED DESIGN	A.O.D	A.O.T	H.A.A

THIS DRAWING IS THE PROPERTY OF COSMOS-E
AND MUST NOT BE REPRODUCED OR ITS CONTENTS DIVULGED WITHOUT WRITTEN PERMISSION

CLIENT
NatPharm — Access to Affordable Quality Medicines — UNDP

MAIN CONSULTANT
COSMOS-E ENGINEERS & CONSULTANTS

LOCAL CONSULTANT
NYIKA ENGINEERING & TECHNICAL SERVICES (PVT) LTD
1 CLAUDINA CLOSE, HIGHLANDS, HARARE, ZIMBABWE.

PROJECT TITLE
ZIMBABWE (MUTARE) MEDICAL WAREHOUSE

DRAWING TITLE
MECHANICAL SYSTEM
HAZARD STORE
GROUND FLOOR PLAN

PROJECT NO. Z2016 SCALE: 1:100

DRAWING NO. Z2016-200-MDE-001-0
PROJECT NUMBER BUILDING NO. DOC. DESCRIPTION DOC. NUMBER REV.