DESIGN PLAN FOR NDC OFFICE @ GIZO PROVINCE

CONSTRUCTION DOCUMENT

SHEET NO.#	DRAWING TITLE	SCALE		REMARKS
		A1	A3	
ARCHITECTURE				
A-000	TITLE SHEET		NONE	
A-001	GENERAL NOTES		NTS	
A-002	FOUNDATION PLAN		1/100	
A-003	FLOOR PLAN		1/100	
A-004	ELEVATIONS A		1/100	
A-005	ELEVATIONS B		1/100	
A-006	CROSS-SECTIONS		1/50	
A-007	SLAB DETAIL & REINFORCEMENT REBAR SCHEDULE		1/50	
A-008	SLAB SEC. DETAIL AND EXTENDED CANOPY ROOF		1/25	
A-009	ROOF FRAME PLAN VIEW		1/100	
A-010	FOOT PATH CANOPY SEC VIEW & DETAIL		1/25,1/50	

RevNo	Revision note	Date	Signature	Checked

GENERAL NOTES

GENERAL INFORMATIONS

1. CONSTRUCTION AND MATERIALS SHALL COMPLY WITH APPLICABLE REQUIREMENT OF THE LAWS, CODES, ORDINACES AND REGULATION OF THE AUTHORITIES HAVING JURISDICTION.
2. IN ADDITION TO THESE DRAWING REFER TO THE STRUCUTAL, PLUMBING AND ELECTRICAL DRAWINGS FOR ADDITIONAL INFORMATION AND COORDINATION OF WORK
3. FOR SITE INFORMATION, REFER TO SITE SURVEY PROVIDED BY OWNER. IT IS INCLUDED WITH THIS DOCUMENTS FOR INFORMATION ONLY. THE CONTRACTOR SHALL VERIFY ALL INFORMATION SHOWN ON THE SURVEY. ARTEC ARCHITECT'S ARE NOT RESPONSIBLE FOR THE ACCURACY COMPLETENESS OF THE INFORMATION SHOWN ON THE SURVEY.
4. THE CONTRACTOR SHALL VISIT THE SITE AND BE KNOWLEDGE FOR ALL CONDITIONS OF THE PROJECT AND SHALL NOTIFY THE ARCHITECT OF ANY CONDITIONS REQUIREING MODIFICATION BEFORE PROCEEDING WITH THE WORK.
5. THE CONTRACTOR SHALL BE RESPONSIBLE FO THE ACCURATE PLACEMENT OF THE WORK ON THE PROJECT IN RELATION TO THE SETTING OUT INFORMATION PROVIDED.
6. DETAILS SHOWN ARE INTENED TO BE INDICATIVE OR THE PROFILES AND TYPE OF DETAILING REQUIRED FOR THE WORK. CONDITION NOT COVERED BY SPECIFIC DETAILS ARE SIMILAR IN CHARACTER TO THOSE DETAILED.
7. WHERE SPECIFIC DIMENSION, DETAILS OR DESIGNS INTENTED CANNOT BE DETERMINED. CONSULT THE ARCHITECT BEFORE PROCEEDING WITH ANY WORK.

DIMENSION

1. UNLESS NOTED OTHERWISE, ALL DIMENSION ON THE DRAWING ARE IN MILLIMETERS/INCH & GRADE ELEVATIONS ARE IN METER.
2. DIMENSIONS SHALL GOVERN, DO NOT SCALE DRAWING
3. ALL DIMENSION SHALLL BE VERIFIED ON SITE BEFORE PROCEEDING WITH THE WORK
4. ALL CORE WALLS AND STAIRS ARE DIMENSIONED TO THE INSIDE FACE OF WALLS RELATIVE TO THE CLEAR OPENING REQUIREMENTS. ALL OTHER INTERIOR WALLS AND PARTITIONS ARE DIMENSIONED ARE DIMENSIONED TO THEIR CENTERLINES.
5. UNLESS NOTED OTHERWISE, ALL DOORS ARE LOCATED BY THEIR JAMB DETAIL RELATIVE TO ADHACENT WALLS AND PARTITIONS.
6. UNLESS NOTED OR DIMENSIONED OTHERWISE, TYPICAL FLOOR AND ROOF ELEVATIONS ARE TO TOP OF STRUCUTRAL SLAB.

REFERENCE SYMBOLS

DIMENSION

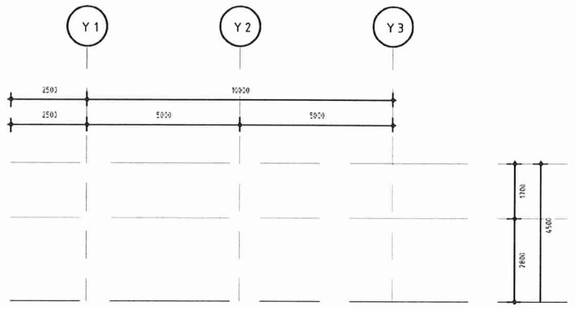

DRAWING TITLE

EAST ELEVATION
SCALE 1:100 @ A3

DATUM SYMBOLS

DATUM – ELEVATION
DATUM – MASTER PLAN
DATUM –PLAN
DATUM –SECTION

ROOM TAG ANNOTATION

LEVEL DIFFERENCE

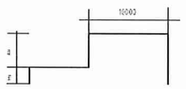

NORTH ARROW

DETAIL REFERENCE SYMBOLS

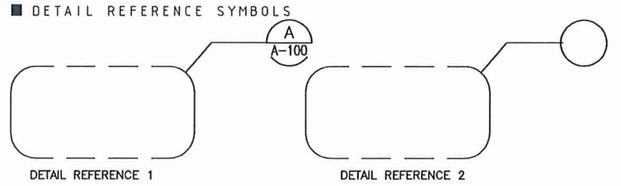

VIEW REFERENCE SYMBOLS

-BUILDING SECTION SYMBOLS

ELEVATION VIEW SYMBOL

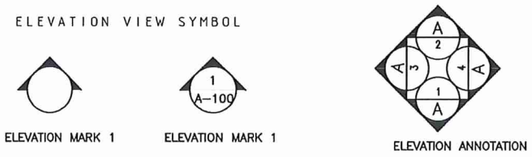

INDICATION SYMBOL

ENTERANCE SYMBOL

STAIRS REF.

REVISION SYMBOL

OTHER

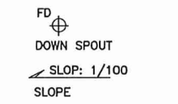

MATERIALS LEGEND

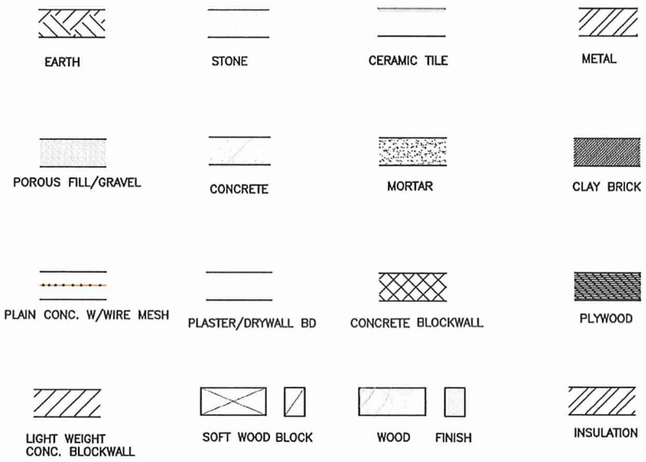

ABBREVIATIONS

A.D	AREA DRAIN	SUSP.	SUSPENDED	T.O.B.	TOP OF BEAM	GYP.	GYPSUM
BLDG.	BUILDING	S.S.	STAINLESS STEEL	T.O.P.	TOP OF PARAPET	HVAC	HEATING, VENTILATION
BLK.	BLOCK	STR/STRUC.	STRUCTURAL	T.O.S.	TOP OF SLAB		& AIR CONDITIONING
CEM.	CEMENT	SPECS.	SPECIFICATIONS	T.	TREAD	JT.	JOINT
MM.	MILLIMETERS	TEL.	TELEPHONE	TYP.	TYPICAL	LVL.	LEVEL
CER.	CERAMIC	THK.	THICK/THICKNESS	W.C.	WATER CLOSET	MECH.	MECHANICAL
CLG.	CEILING	TC.	TRASH CHUTE	W/	WITH	M.	METERS
COL.	COLUMN	SE.	SMOKE EXHAUST	WP.	WATERPROOFING	MIN.	MINIMUM
CONC.	CONCRETE	SP.	STAIR PRESSURIZATION	@	AT	MS.	MILD STEEL
DET.	DETAIL	W.	WATER PIPE SHAFT	&	AND	L.D	LINEAR DRAIN
DIA.	DIAMETER	EQ.	EQUAL	AL/ALUM.	ALUMINUM	LVL	LEVEL
DN.	DOWN	E.J.	EXPANSION JOINT	BD.	BOARD	NO.	NUMBER
EL/ELEV.	ELEVATION		FIXED GLAZING	A.F.F.	ABOVE FINISHED	O.C	ON CENTER
ELECT.	ELECTRICAL	FIN.	FINISH		FLOOR	OPNG.	OPENING
KE.	KITCHEN EXHAUST	FL./FLR.	FLOOR	U.N.O.	UNLESS NOTED OTHERWISE	O.D	OUTER DIAMETER
REF.	REFER/REFERENCE	R.	RISER	RM.	ROOM		

ARTECH
PROVIDING DESIGN AND CONSULTANCY
C/- P.O. BOX 85, TASAHE B WEST
HONIARA

COPYRIGHT
DESIGN & DRAWINGS SHOWN ON THIS SHEET ARE THE COPY RIGHT OF ARTECH LTD. AND ARE NOT TO BE COPIED OR REPRODUCED WITHOUT THEIR WRITTEN AUTHORITY

CLIENT: UNDP

REVISION	AMENDMENT	CHECKED	APPROVED	DATE
-	-	-	-	-
-	-	-	-	-
-	-	-	-	-
-	-	-	-	-
-	-	-	-	-
-	-	-	-	-

PROJECT NAME AND LOCATION
EXTENSION SLAB & CANOPY FOR NDC OFFICE @ GIZO
WESTERN PROVINCE

DRAWING NAME AND LOCATION
GENERAL NOTES

DRAFTER	JS	DATE: 18-01-23
CHECKED		DATE: 18-01-23
DESIGN BY:	JS	DATE: 18-01-23
CHECKED BY:		DATE: 18-01-23

AUTOCAD REFERENCE
CAD FILE ARY-02
PLOT BY: JS
PLOT DATE:18-01-23
QUALITY ASSURANCE
CHIEF. ARCH DATE:

NORTH DIRECTION
SCALE: A1: A2: A3: A4:
DRAWING NO. A19

HCC APPROVED STAMP

FILING NAME: ARY-TE01
REFERENCE NO#:
DATE:
SCALE: NTS
DRAWING TITLE GENERAL NOTES
DRAWING NUMBER ARY-H02
EDITION: #2
SHEET NO# 01

RevNo	Revision note	Date	Signature	Checked

ELEVATION KEY

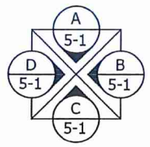

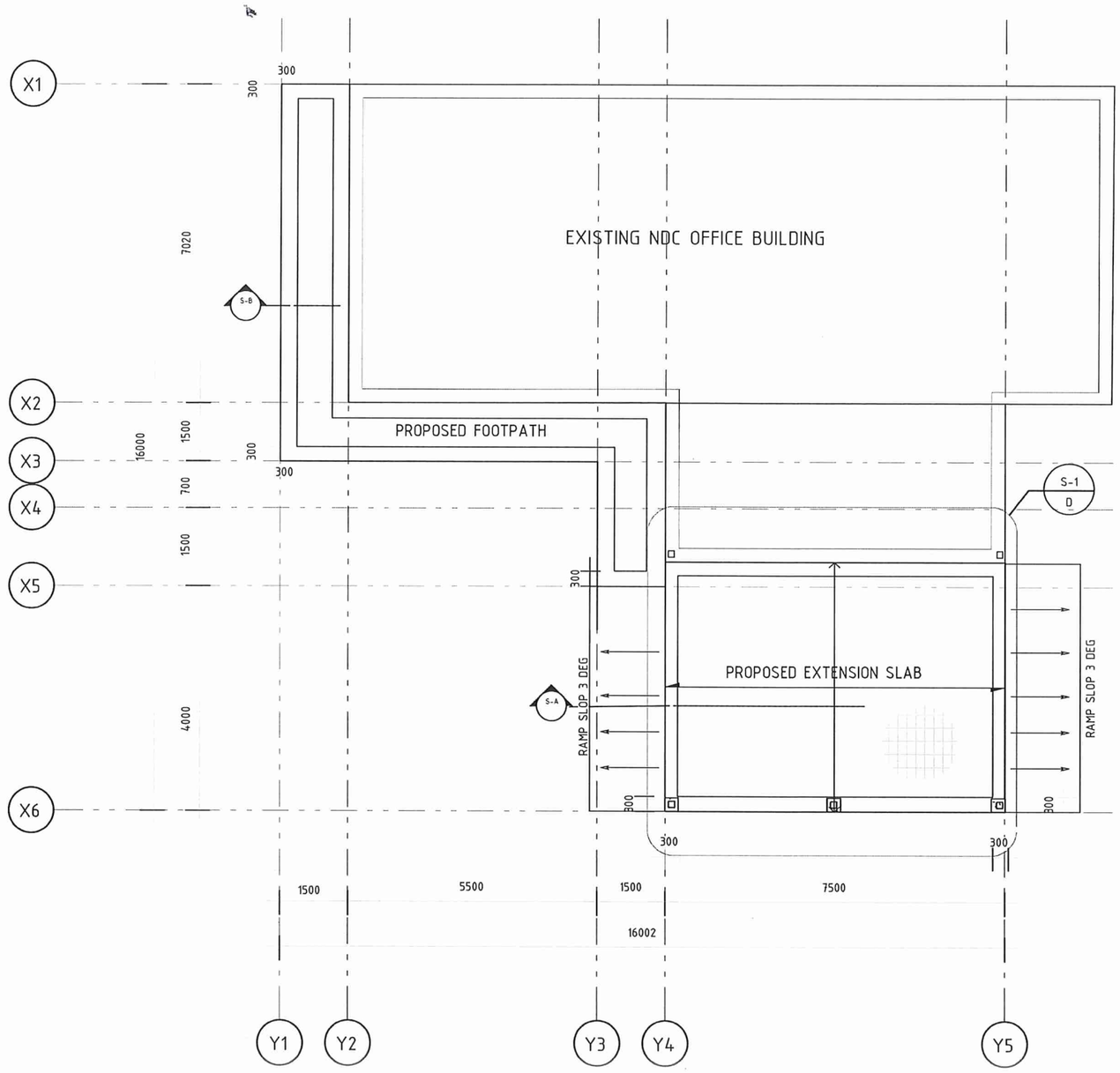

FOUNDATION LAYOUT
SCALE 1/100

SLAB ON GROUND NOTES

1. REFER TO STRUCTURAL NOTES FOR STANDARDS
2. THESE DRAWINGS SHALL BE READ IN CONJUNCTION WITH ALL ARCHITECTURAL AND OTHER CONSULTANTS OR DISCIPLES DRAWINGS AND SPECIFICATIONS AND WITH SUCH OTHER WRITTEN INSTRUCTIONS AS MAY BE ISSUED DURING THE COURSE OF THE CONSTRUCTION PHASE. ALL DISCREPANCIES SHALL BE REFERRED TO THE SUPERINTENDENT FOR A DECISION BEFORE PROCEEDING.
3. WORKMANSHIP AND MATERIALS ARE TO BE IN ACCORDANCE WITH THE RELEVANT CURRENT SOLOMON ISLANDS STANDARDS INCLUDING ALL AMMENDMENTS AND LOCAL STATUTORY AUTHORITIES REGULATIONS EXCEPT WHERE VERIFIED BY CONTRACT DOCUMENTS.
4. ALL DIMENSIONS RELEVANT TO SETOUT ARE AS PER THE ARCHITECT'S DRAWINGS, UNLESS NOTED OTHERWISE, AND SHALL BE VERIFIED BY THE CONTRACTOR IN GOOD TIME BEFORE CONSTRUCTION COMMENCES.
5. REFER TO THE ARCHITECT'S DRAWINGS FOR ALL FALLS, STEPS, CHAMFERS, RECESSES AND REBATES.
6. DO NOT MEASURE OR SCALE FROM THESE DRAWINGS.
7. COMPACTED FILLED UNDER GROUND SLABS HALL BE AN APPROVED GRANULAR MATERIAL WITH MINIMUM CBR VALUE OF 25 WHEN COMPACTED IN 400MM LAYERS TO AT LEAST 95% MAXIMUM DRY DENSITY TO AS1289.5.1.1 AND WITH A MAXIMUM PARTICLE SIZE NO LARGER THAN THE AS13.2MM SIEVE.
8. SLAB ON GROUND SHALL BE PLACED ON 200 MICRON (0.2MM) DAMP PROOF MEMBRANE (DPM) LAID OVER 50MM SAND/CORAL BEDDING. THIS MEMBRANE IS NOT IN TENDED TO ACT AS WATERPROOFING.
9. THE EXPOSURE CLASSIFICATION OF CONCRETE ARE AS FOLLOWS:
   - a.a. IN CONTACT WITH GROUND = 100MM
   - a.b. IN CONTACT WITH DPM = 50
   - a.c. INTERNAL = 50
   - a.d. EXTERNAL = 50
10. MINIMUM CONCRETE STRENGTHEN (f"c) AT 28 DAYS AND THE MEASURED SLUMP DURING PLACING SHALL BE AS FOLLOWS;

ELEMENT	F'c' (MPa)	SLUMP (MM)
SLAB	25	100

11. MINIMUM CLEAR CONCRETE COVER TO REINFORCEMENT SHALL BE AS FOLLOW

ELEMENT	SURFACE	COVER (MM)
SLAB	TOP	50

12. SLAB CONSTRUCTION JOINTS SHALL BE LOCATED AND CONSTRUCTED AS SHOWN ON THIS DRAWING.
13. SAWN JOINTS (SJ) SHALL BE CUT WITHIN 8-12 HOURS OF THE POUR AT MAXIMUM OF 6M CENTERS AND DOWELLED JOINTS (DJ) AT MAXIMUM 24M CENTERS UNLESS SHOWN OTHERWISE

SLAB SCHEDULE

MARK	SLAB THK	REINFORCE REBAR LAYER	F'C (MPA)	
			S1	S2
S1	400	TOP	25	25
		BOTTOM		
S2	400	TOP		
		BOTTOM		

ARTECH
PROVIDING DESIGN AND CONSULTANCY
C/- P.O. BOX 85, TASAHE B WEST
HONIARA

COPYRIGHT
DESIGN & DRAWINGS SHOWN ON THIS SHEET ARE THE COPY RIGHT OF ARTECH LTD AND ARE NOT TO BE COPIED OR REPRODUCED WITHOUT THEIR WRITTEN AUTHORITY

CLIENT: UNDP

REVISION	AMENDMENT	CHECKED	APPROVED	DATE
-	-	-	-	-

PROJECT NAME AND LOCATION:
EXTENSION SLAB & CANOPY FOR NDC OFFICE @ GIZO
WESTERN PROVINCE

DRAWING NAME AND LOCATION
FOUNDATION PLAN

DRAFTER	DATE:	AUTOCAD REFERENCE
JS		CAD FILE
CHECKED	DATE:	PLOT BY:
		PLOT DATE:
DESIGN BY:	DATE:	QUALITY ASSURANCE
JS		
CHECKED BY:	DATE:	CHIEF ARCH DATE:

NORTH DIRECTION

SCALE:	DRAWING NO:
A1	A19
A2	
A3	
A4	

HCC APPROVED STAMP

FILING NAME: AR/-TE01
REFERENCE NO#:
DATE:
SCALE: 1/100
DRAWING TITLE GROUND FLOOR PLAN
DRAWING NUMBER AR/-A02
EDITION: #2
SHEET NO#: 02

RevNo	Revision note	Date	Signature	Checked

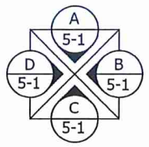

ELEVATION KEY

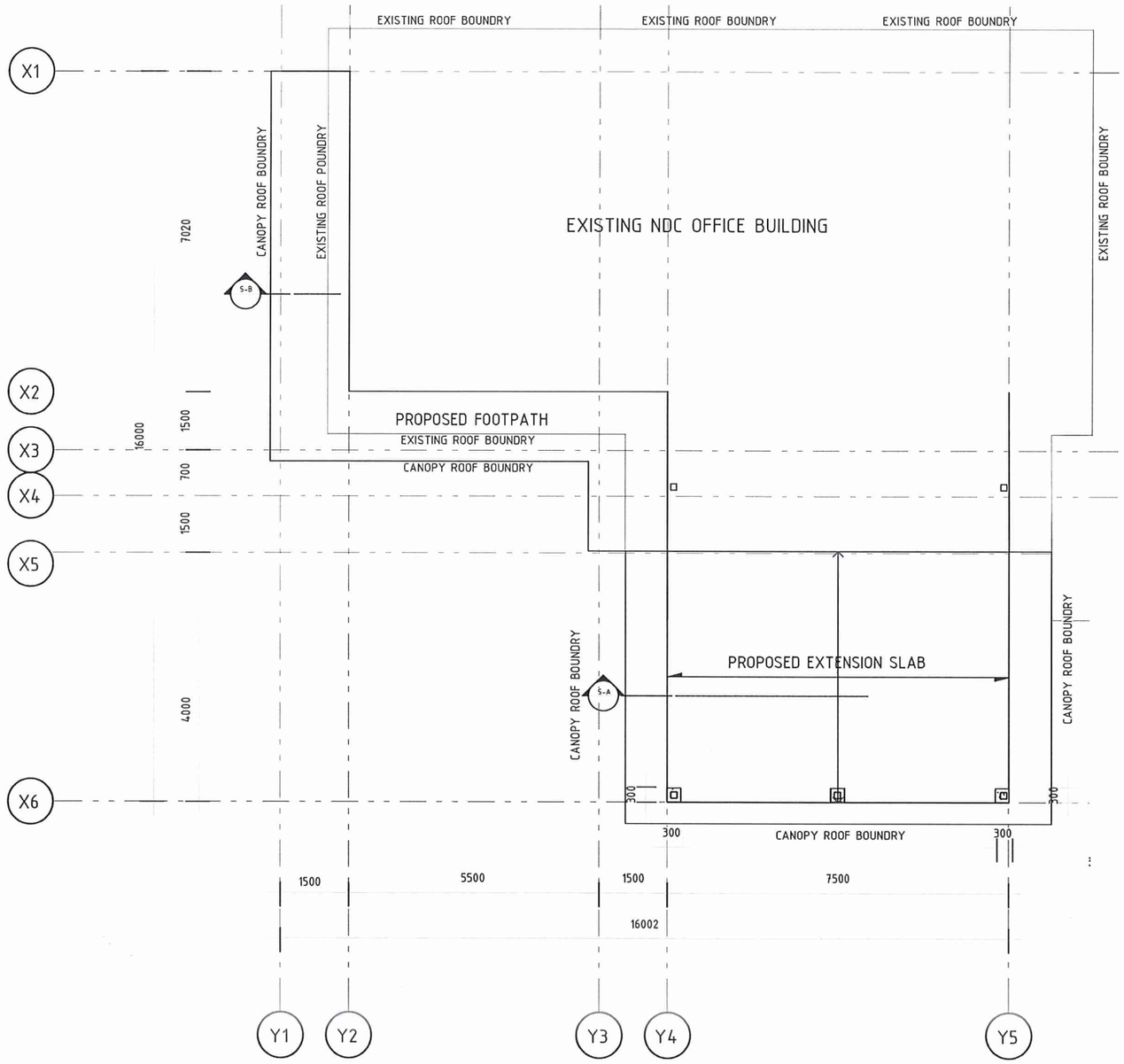

FLOOR PLAN

SCALE 1/100

NOTES:

A). CONTRACTOR TO CHECK AND CONFIRM ALL DIMENSIONS ON SITE

B). CONSULT ARCHITECT WHEN IN DOUBT

C). ALL DIMENSIONS IN THE DRAWINGS ARE IN THE DIMENSION, THE LARGE DIMENSION SHALL PREVAIL.

D). ENSURE THAT CITY COUNCIL INSPECTORS OR GP INSPECTORS AND OTHER RELEVANT AUTHORITIES AREA CONTACTED AT CRITICAL STAGES DURING THE CONSTRUCTION FOR INSPECTION

E). ALL WORKS TO BE CARRIED OUT BY QUALIFIED AND CERTIFIED TRADES PERSON WITH QUALIFICATIONS FROM INSTITUTION RECOGNIZED BY CITY AUTHORITIES.

ARTECH
PROVIDING DESIGN AND CONSULTANCY
C/- P.O. BOX 85, TASAHE B WEST
HONIARA

COPYRIGHT
DESIGN & DRAWINGS SHOWN ON THIS SHEET ARE THE COPY RIGHT OF ARTECH LTD AND ARE NOT TO BE COPIED OR REPRODUCED WITHOUT THEIR WRITTEN AUTHORITY

CLIENT: UNDP

REVISION	AMENDMENT	CHECKED	APPROVED	DATE
-	-	-	-	-
-	-	-	-	-
-	-	-	-	-
-	-	-	-	-
-	-	-	-	-

PROJECT NAME AND LOCATION:
EXTENSION SLAB & CANOPY FOR NDC OFFICE @ GIZO
WESTERN PROVINCE

DRAWING NAME AND LOCATION:
GROUND FLOOR PLAN

DRAFTER: JS	DATE:	AUTOCAD REFERENCE: CAD FILE	NORTH DIRECTION
CHECKED	DATE:	PLOT BY:	
		PLOT DATE:	SCALE: A1 A2 A3 A4 — DRAWING NO: A19
DESIGN BY: JS	DATE:	QUALITY ASSURANCE	
CHECKED BY:	DATE:	CHIEF. ARCH — DATE:	

HCC APPROVED STAMP

FILING NAME: AR/-T601
REFERENCE NO#:
DATE:
SCALE: 1/100
DRAWING TITLE: FLOOR PLAN AREA
DRAWING NUMBER: AR/-#03
EDITION: #02
SHEET NO#: 03

RevNo	Revision note	Date	Signature	Checked

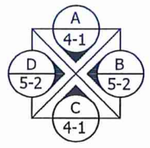

ELEVATION KEY

24G ROOF SHEETING FIXED WITH 75MM TWISTED R/NAIL OVER D/SIDED SISALATION & BIRDWIRE

200 X 25MM FASCIA BOARD PAINTED TO FINISH

FIBRO CEMENT FOR EXTERNAL CLADDING
CANOPY ROOF @ FRONTAGE

100 X 100 SHS SQ TUBE POST PAINTED FINISH

NATURAL CONC. SLAB FLOOR 25MPA

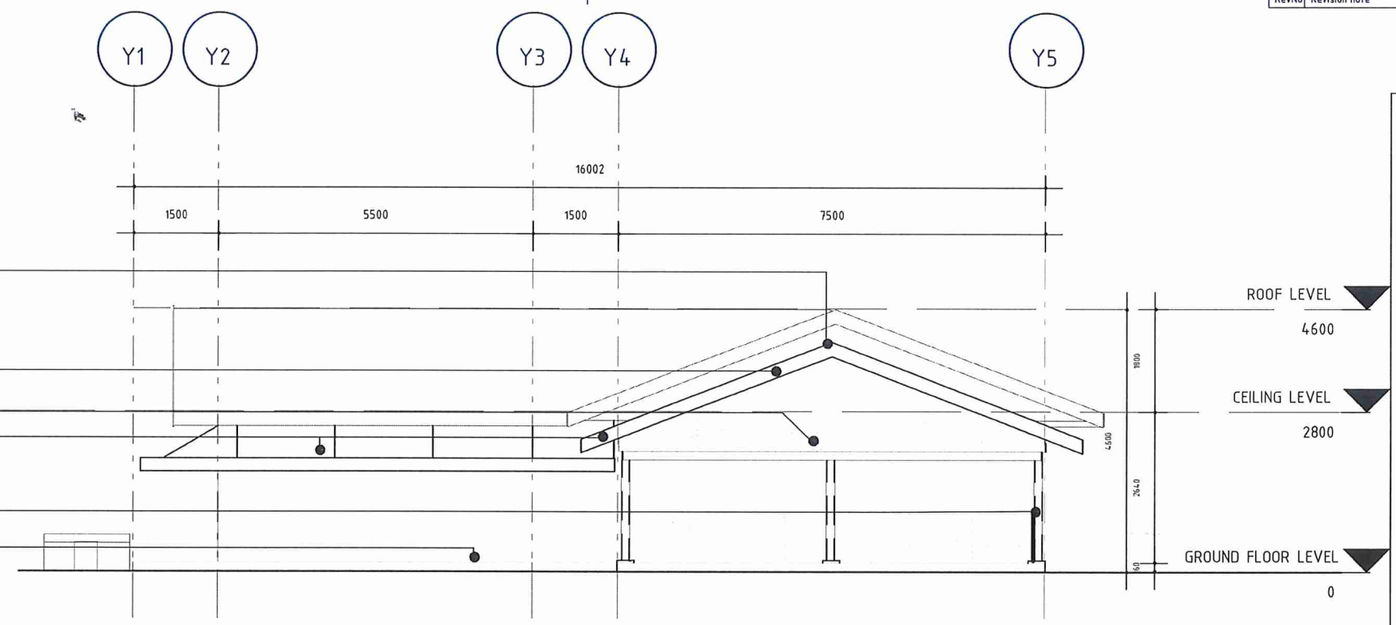

FRONT ELEVATION C

SCALE 1/100

NOTES:

A). CONTRACTOR TO CHECK AND CONFIRM ALL DIMENSIONS ON SITE

B). CONSULT ARCHITECT WHEN IN DOUBT

C). ALL DIMENSIONS IN THE DRAWINGS ARE IN THE DIMENSION, THE LARGE DIMENSION SHALL PREVAIL.

D). ENSURE THAT CITY COUNCIL INSPECTORS OR GP INSPECTORS AND OTHER RELEVANT AUTHORITIES AREA CONTACTED AT CRITICAL STAGES DURING THE CONSTRUCTION FOR INSPECTION

E). ALL WORKS TO BE CARRIED OUT BY QUALIFIED AND CERTIFIED TRADES PERSON WITH QUALIFICATIONS FROM INSTITUTION RECOGNIZED BY CITY AUTHORITIES.

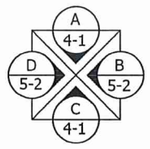

ELEVATION KEY

24G ROOF SHEETING FIXED WITH 75MM TWISTED R/NAIL OVER D/SIDED SISALATION & BIRDWIRE

200 X 25MM FASCIA BOARD PAINTED TO FINISH

CANOPY ROOF @ FRONTAGE

100 X 100 SHS SQ TUBE POST PAINTED FINISH

NATURAL CONC. SLAB FLOOR 25MPA

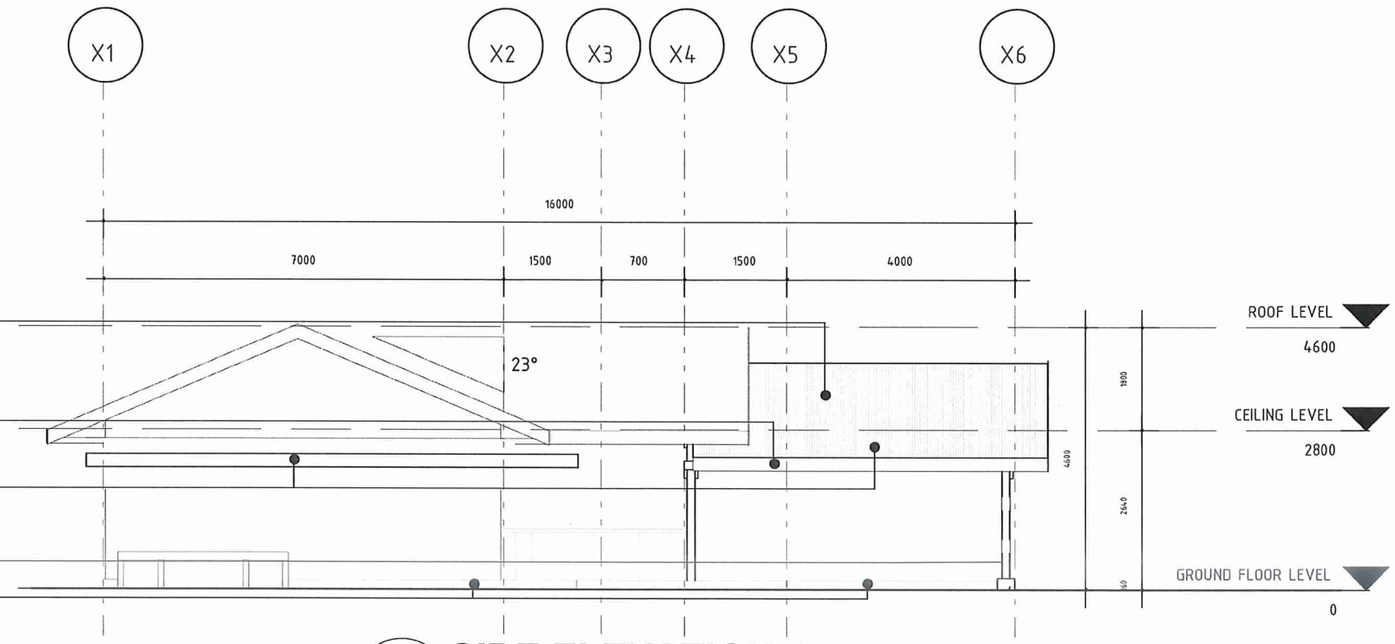

SIDE ELEVATION A

SCALE 1/100

ARTECH
PROVIDING DESIGN AND CONSULTANCY
C/- P.O. BOX 85, TASAHE B WEST
HONIARA

COPYRIGHT
DESIGN & DRAWINGS SHOWN ON THIS SHEET ARE THE COPY RIGHT OF ARTECH LTD AND ARE NOT TO BE COPIED OR REPRODUCED WITHOUT THEIR WRITTEN AUTHORITY

CLIENT: UNDP

REVISION:	AMENDMENT:	CHECKED	APPROVED	DATE:
-	-	-	-	-
-	-	-	-	-
-	-	-	-	-
-	-	-	-	-
-	-	-	-	-
-	-	-	-	-

PROJECT NAME AND LOCATION
EXTENSION SLAB & CANOPY FOR NDC OFFICE @ GIZO WESTERN PROVINCE

DRAWING NAME AND LOCATION
ELEVATION 01

DRAFTER: JS	DATE:	AUTOCAD REFERENCE: CAD FILE:	NORTH DIRECTION
CHECKED:	DATE:	PLOT BY:	
DESIGN BY: JS	DATE:	PLOT DATE:	SCALE: A1: A2 A3 A4 / DRAWING NO.: A19
CHECKED BY:	DATE:	QUALITY ASSURANCE: CHIEF. ARCH / DATE:	

HCC APPROVED STAMP

FILING NAME: AR/-TE01	REFERENCE NO#:	
	DATE:	SCALE: 1/100
DRAWING TITLE: ELEVATION 01		
DRAWING NUMBER: AR/-403	EDITION: #2	SHEET NO#: 04

RevNo	Revision note	Date	Signature	Checked

A 4-1 / D 5-2 / B 5-2 / C 4-1

ELEVATION KEY

24G ROOF SHEETING FIXED WITH 75MM TWISTED R/NAIL OVER D/SIDED SISALATION & BIRDWIRE

200 X 25MM FASCIA BOARD PAINTED TO FINISH

CONCRETE CEMENT FOR EXTERNAL WALL FINISH WITH PAINT

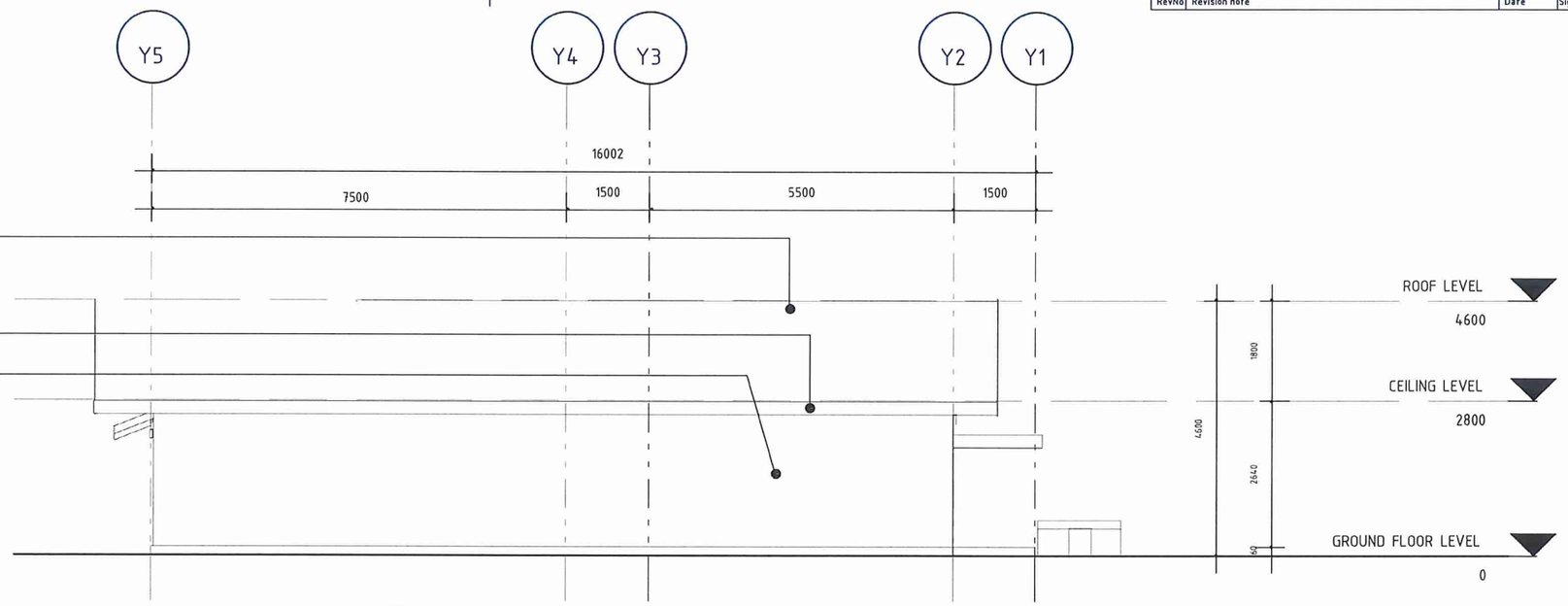

REAR ELEVATION A

SCALE 1/100

A 4-1 / D 5-2 / B 5-2 / C 4-1

ELEVATION KEY

24G ROOF SHEETING FIXED WITH 75MM TWISTED R/NAIL OVER D/SIDED SISALATION & BIRDWIRE

200 X 25MM FASCIA BOARD PAINTED TO FINISH

FIBRO CEMENT FOR EXTERNAL CLADDING

CANOPY ROOF @ FRONTAGE

100 X 100 SHS SQ TUBE POST PAINTED FINISH

NATURAL CONC. SLAB FLOOR 25MPA

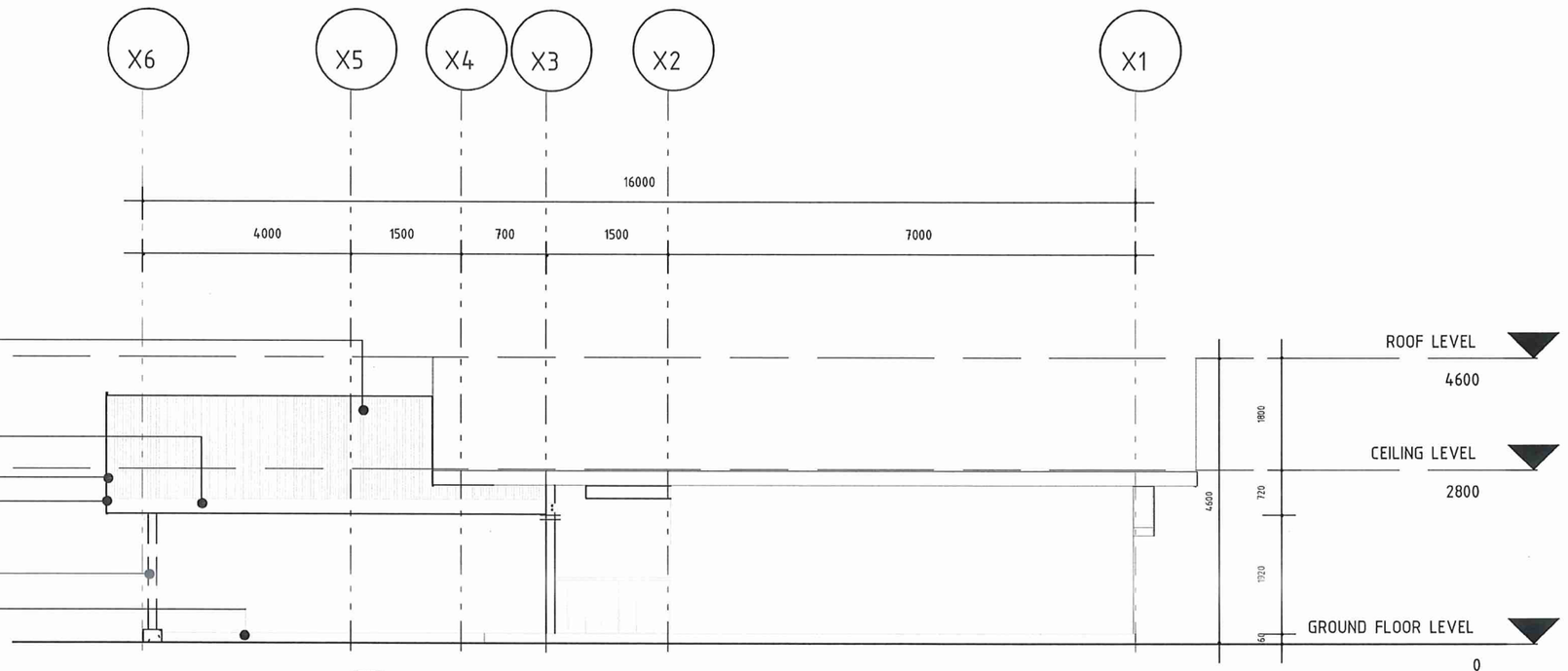

SIDE ELEVATION B

SCALE 1/100

ARTECH
PROVIDING DESIGN AND CONSULTANCY
C/- P.O. BOX 85, TASAHE B WEST
HONIARA

COPYRIGHT
DESIGN & DRAWINGS SHOWN ON THIS SHEET ARE THE COPY RIGHT OF ARTECH LTD AND ARE NOT TO BE COPIED OR REPRODUCED WITHOUT THEIR WRITTEN AUTHORITY

CLIENT: UNDP

REVISION	AMENDMENT	CHECKED	APPROVED	DATE
-	-	-	-	-

PROJECT NAME AND LOCATION
EXTENSION SLAB & CANOPY FOR NDC OFFICE @ GIZO WESTERN PROVINCE

DRAWING NAME AND LOCATION
ELEVATION 02

DRAFTER: JS	DATE: 18-01-23	AUTOCAD REFERENCE: CAD FILE AR/-02	NORTH DIRECTION
CHECKED:	DATE: 18-01-23	PLOT BY: JS	
DESIGN BY: JS	DATE: 18-01-23	PLOT DATE 11-09-20	SCALE: A1: A2: A3: A4:
CHECKED BY:	DATE: 18-01-23	QUALITY ASSURANCE: CHIEF. ARCH DATE:	DRAWING NO: A19

HCC APPROVED STAMP

FILING NAME: AR/-TE21
REFERENCE NO#:
DATE:
SCALE: 1/100
DRAWING TITLE: ELEVATION 02
DRAWING NUMBER: AR/-N03
EDITION: #2
SHEET NO#: 05

RevNo	Revision note	Date	Signature	Checked

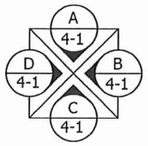

ELEVATION KEY

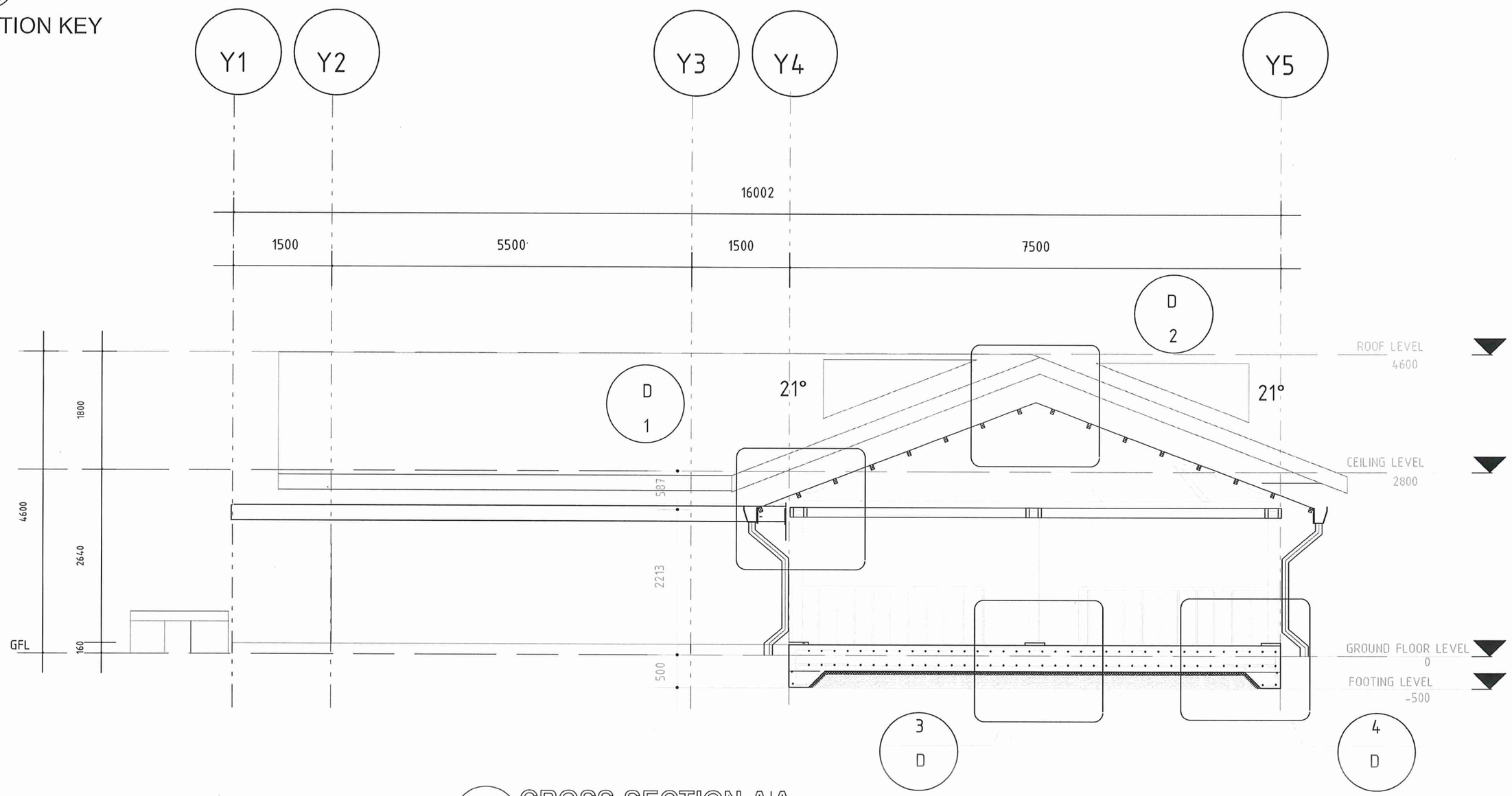

S-A CROSS-SECTION A'A

SCALE 1/50

ARTECH
PROVIDING DESIGN AND CONSULTANCY
C/-- P.O. BOX 85, TASAHE B WEST
HONIARA

COPYRIGHT
DESIGN & DRAWINGS SHOWN ON THIS SHEET ARE THE COPY RIGHT OF ARTECH LTD AND ARE NOT TO BE COPIED OR REPRODUCED WITHOUT THEIR WRITTEN AUTHORITY

CLIENT: UNDP

REVISION:	AMENDMENT:	CHECKED:	APPROVED:	DATE:
-	-	-	-	-
-	-	-	-	-
-	-	-	-	-
-	-	-	-	-
-	-	-	-	-

PROJECT NAME AND LOCATION
EXTENSION SLAB & CANOPY FOR NDC OFFICE @ GIZO
WESTERN PROVINCE

DRAWING NAME AND LOCATION
CROSS-SECTION A'A

DRAFTER	JS	DATE:
CHECKED		DATE:
DESIGN BY:	JS	DATE:
CHECKED BY:		DATE: 18-09-20

AUTOCAD REFERENCE
CAD FILE
PLOT BY
PLOT DATE:
QUALITY ASSURANCE
CHIEF. ARCH DATE:

NORTH DIRECTION

SCALE:	DRAWING NO.
A1	A19
A2	
A3	
A4	

HCC APPROVED STAMP

FILING NAME

REFERENCE NO#:
DATE:
SCALE:

DRAWING TITLE CROSS-SECTION A'A
DRAWING NUMBER AR/-#03
EDITION: #02
SHEET NO#: 06

RevNo	Revision note	Date	Signature	Checked

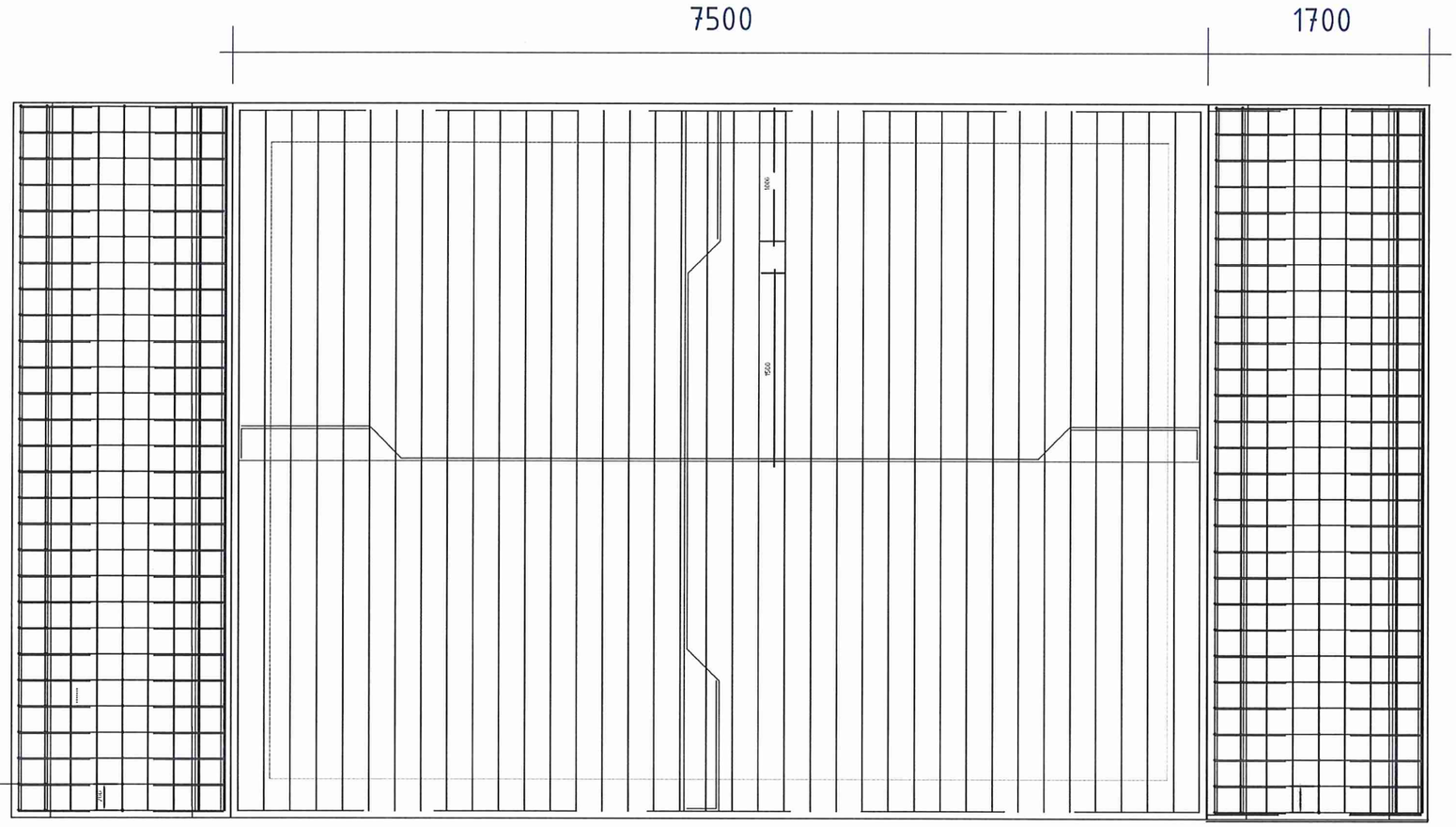

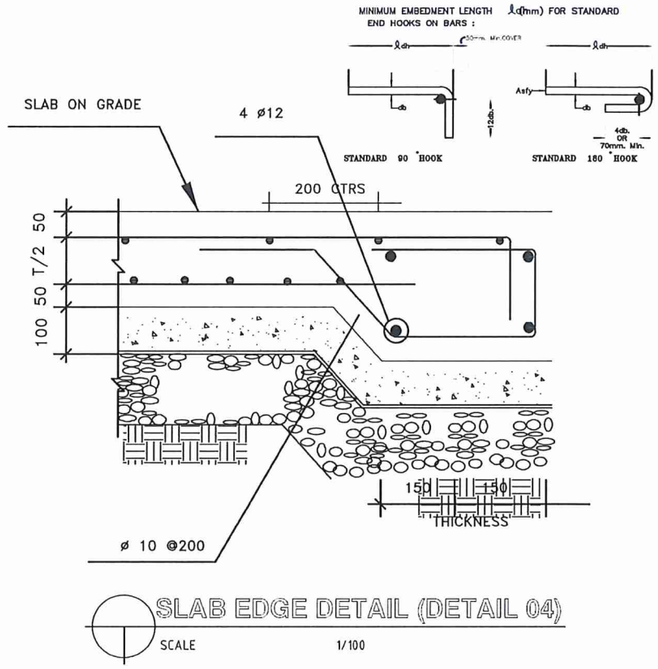

SLAB EDGE DETAIL (DETAIL 04)

SCALE 1/100

SLAB REBAR SCHEDULES

BAR BENDING SCHEDULES FOR SLAB

PROJECT NAME	UNDP SLAB EXTENSION		ARCHITECT	J.SAMANE				DATE:	21/10/20		LENGTH OF BAR (M)		
BAR NO.	BAR SHAPE	a (m)	b (m)	c (m)	d (m)	e (m)	DIA.(MM)	SPACING (MM)	CUTTING LENGTH (MM)	NOS	10	12	16
1	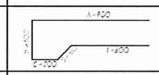	0.900	0.300	0.200	0.150	0.600	12	200	2102	58		121.92	
2		5.400	0.000	0.000	0.000	0.000	12	200	5400	18		86.40	
3		7.400	0.000	0.000	0.000	0.000	10	200	7400	36		266.40	
4		1.071	0.212	3.166	0.000	0.000	12	200	4401	58		127.63	
5		1.071	0.212	1.441	0.000	0.000	12	200	2724	78		212.47	
							TOTAL LENGTH (m)					814.820	
							Unit Weight in Kg/m					0.888	
							Weight in Kg's					723.560	
							Total Reinforcement in Kg's					723.560	

ARTECH
PROVIDING DESIGN AND CONSULTANCY
C/- P.O. BOX 85, TASAHE B WEST
HONIARA

COPYRIGHT
DESIGN & DRAWINGS SHOWN ON THIS SHEET ARE THE COPY RIGHT OF ARTECH LTD AND ARE NOT TO BE COPIED OR REPRODUCED WITHOUT THEIR WRITTEN AUTHORITY

CLIENT: UNDP

REVISION	AMENDMENT	CHECKED	APPROVED	DATE
-	-	-	-	-
-	-	-	-	-
-	-	-	-	-
-	-	-	-	-
-	-	-	-	-

PROJECT NAME AND LOCATION:
EXTENSION SLAB & CANOPY FOR NDC OFFICE @ GIZO
WESTERN PROVINCE

DRAWING NAME AND LOCATION:
SLAB REBA SCHEDULES & DETAILS

DRAFTER	DATE	AUTOCAD REFERENCE	
J.S.		CAD FILE	
CHECKED	DATE	PLOT BY: J.S	
		PLOT DATE 17-03-20	
DESIGN BY:	DATE	QUALITY ASSURANCE	
J.S.S.		CHIEF. ARCH	DATE:
CHECKED BY:	DATE		

NORTH DIRECTION

SCALE	DRAWING NO.
A1:	A19
A2:	
A3:	
A4:	

HCC APPROVED STAMP

FILING NAME: AR/-TE01
REFERENCE NO#:
DATE:
SCALE: 1:100/NTS
DRAWING TITLE: SLAB DETAIL & REINFORCEMENT REBAR
DRAWING NUMBER: AR/-N02
EDITION: #02
SHEET NO#: 07

RevNo	Revision note	Date	Signature	Checked

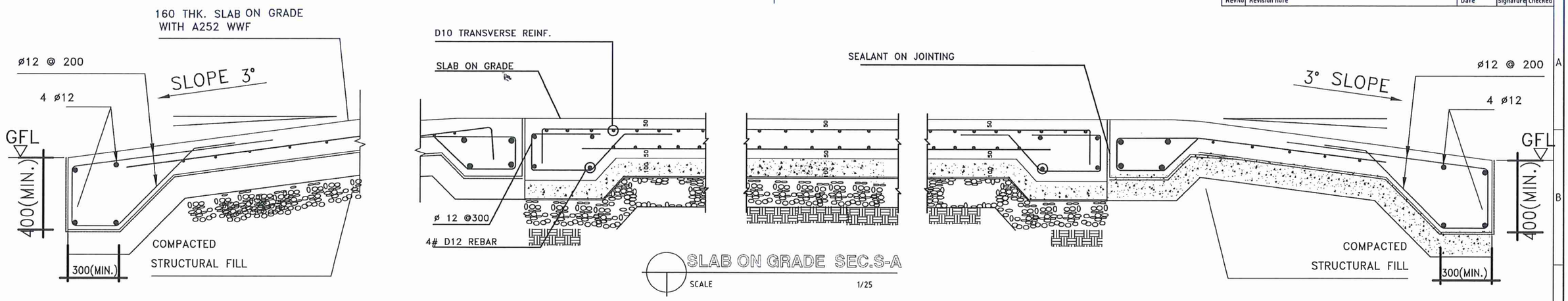

SLAB ON GRADE SEC.S-A

SCALE 1/25

PURLINS

PURLIN SPAN (MM)	RAFTER SPACE (MM)	UNSEASONED				
		F5	F7	F8	F11	F14
600	900	75 X 50	50 X 75		50 X 50	
	1200					
	5200	75 X 50	50 X 75		50 X 75	

NOTE: ROOF GUTTERING SEALANT USE PVC SILICON SEALANT

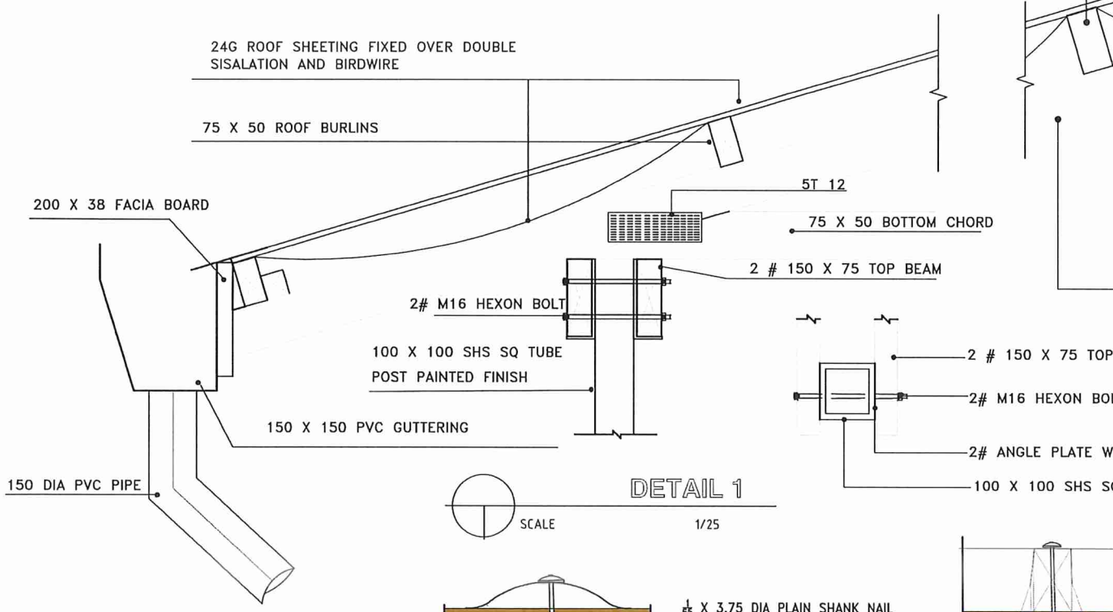

DETAIL 1

SCALE 1/25

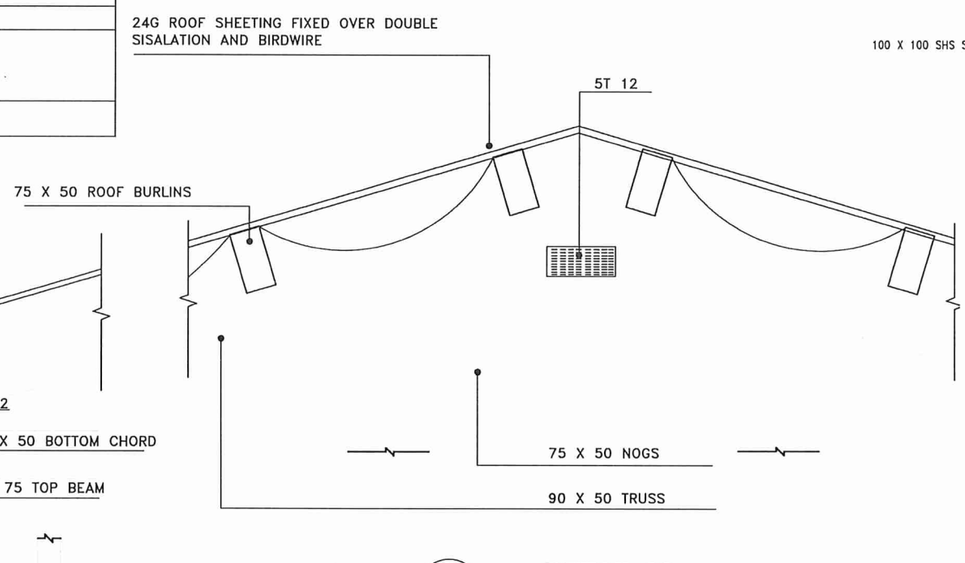

DETAIL 02

SCALE 1/25

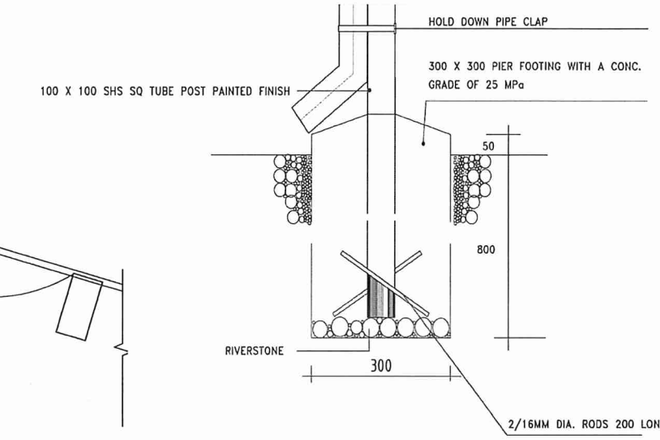

CROSS-SECTION C'C

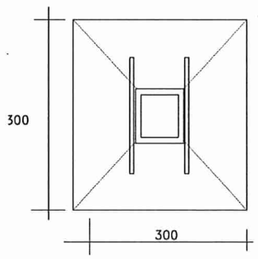

PIER FOOTING DETAIL (DETAIL 03)

SCALE 1/25

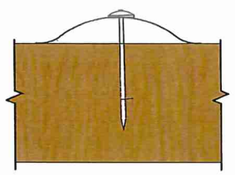

1/65 X 3.75 DIA PLAIN SHANK NAIL
(45 MM PENETRATION INTO RECEIVING MEMEBER)

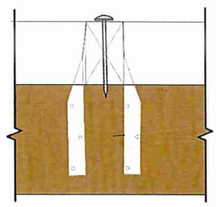

25 x 1.0 G.I. STRAP WITH 3.15 DIA. NAILS EACH END OF STRAP

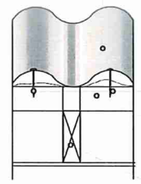

ORB PROFILE ROOF SHEETING
COLORBOND ULTRA CUSTOM
WITH DOUBLE SIDED NETTING
SISALATION & BIRDWIRE

1/65 X 3.75 DIA
TWISTED SHANK NAIL
(45NMM PENETRATION INTO
RECEIVING MEMBER

75 X 50 PURLINS SPACE @

100 X 50 BOTTOM CHORD
TRUSS BEAM

ARTECH
PROVIDING DESIGN AND CONSULTANCY
C/- P.O. BOX 85, TASAHE B WEST
HONIARA

COPYRIGHT
DESIGN & DRAWINGS SHOWN ON THIS SHEET ARE THE COPY RIGHT OF ARTECH LTD AND ARE NOT TO BE COPIED OR REPRODUCED WITHOUT THEIR WRITTEN AUTHORITY

CLIENT: UNDP

REVISION:	AMENDMENT	CHECKED	APPROVED	DATE:
-	-	-	-	-
-	-	-	-	-
-	-	-	-	-
-	-	-	-	-
-	-	-	-	-

PROJECT NAME AND LOCATION:
EXTENSION SLAB & CANOPY FOR NDC OFFICE @ GIZO
WESTERN PROVINCE

DRAWING NAME AND LOCATION:
DETAILS

DRAFTER: JS	DATE:	AUTOCAD REFERENCE	NORTH DIRECTION
CHECKED	DATE:	CAD FILE	
		PLOT BY:	
DESIGN BY:	DATE:	PLOT DATE:	SCALE: / DRAWING NO
JS		QUALITY ASSURANCE	A1 A19
CHECKED BY:	DATE:	CHIEF. ARCH DATE:	A2
			A3
			A4

HCC APPROVED STAMP

FILING NAME

REFERENCE NO#:

DATE: SCALE:

DRAWING TITLE: CROSS-SECTION A'A

DRAWING NUMBER: A01-A02 EDITION: A02 SHEET NO#: 08

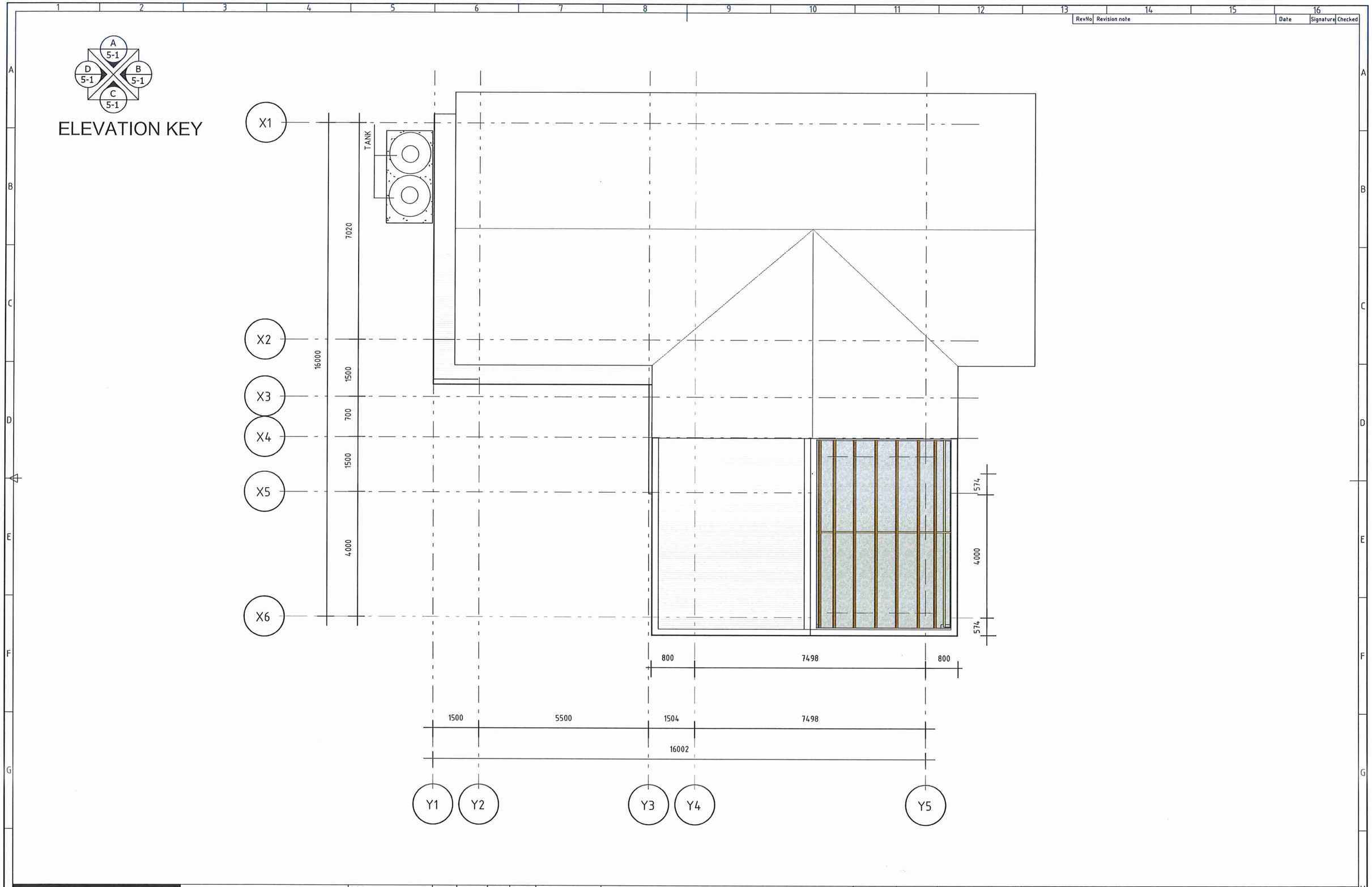

RevNo	Revision note	Date	Signature	Checked

ARTECH
PROVIDING DESIGN AND CONSULTANCY
C/-: P.O. BOX 85, TASAHE 8 WEST
HONIARA

COPYRIGHT
DESIGN & DRAWINGS SHOWN ON THIS SHEET ARE THE COPY RIGHT OF ARTECH LTD AND ARE NOT TO BE COPIED OR REPRODUCED WITHOUT THEIR WRITTEN AUTHORITY

CLIENT:
PARCEL NO:
LOT NO:
LAND AREA:

REVISION:	AMENDMENT:	CHECKED:	APPROVED	DATE:
-	-	-	-	-
-	-	-	-	-
-	-	-	-	-
-	-	-	-	-
-	-	-	-	-
-	-	-	-	-

PROJECT NAME AND LOCATION:
EXTENSION SLAB & CANOPY FOR NDC OFFICE @ GIZO
WESTERN PROVINCE
DRAWING NAME AND LOCATION:
ROOF PLAN & FRAME

DRAFTER: JS | DATE:
CHECKED: | DATE:
DESIGN BY: JS | DATE:
CHECKED BY: | DATE:

AUTOCAD REFERENCE
CAD FILE
PLOT BY:
PLOT DATE:
QUALITY ASSURANCE
CHIEF, ARCH | DATE:

NORTH DIRECTION
SCALE: A1 A2 A3 A4
DRAWING NO: A19

HCC APPROVED STAMP
Rawamo

FILING NAME: AR/-TE01
REFERENCE NO#:
DATE:
SCALE: NTS 1/100
DRAWING TITLE: ROOF PLAN & FRAME
DRAWING NUMBER: AR/-#03
EDITION: #2
SHEET NO#: 09

RevNo	Revision note	Date	Signature	Checked

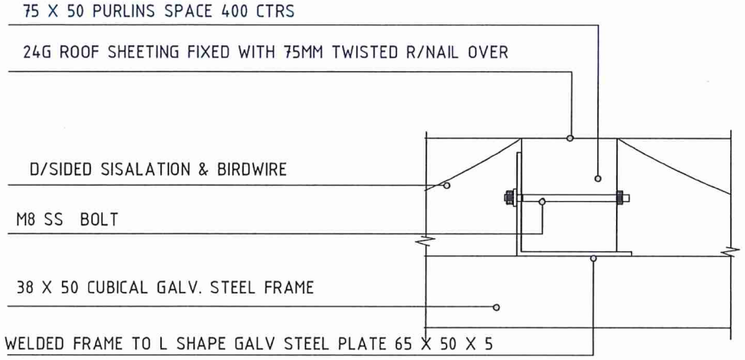

B / 10 DETAIL B
SCALE 1/25

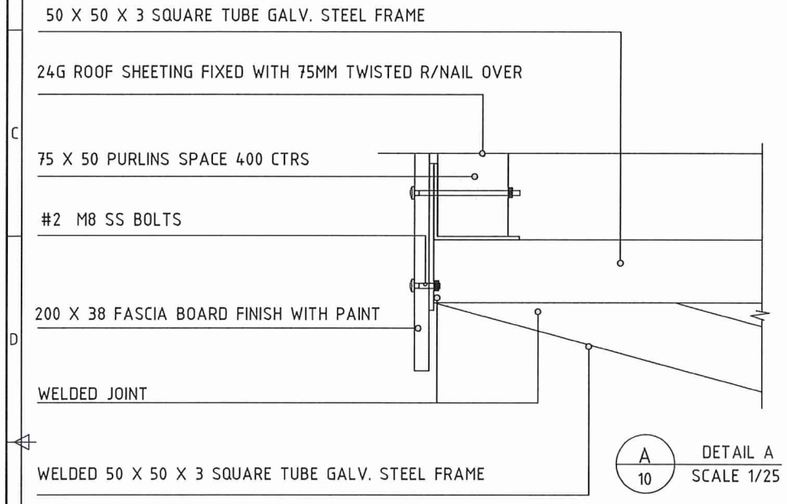

A / 10 DETAIL A
SCALE 1/25

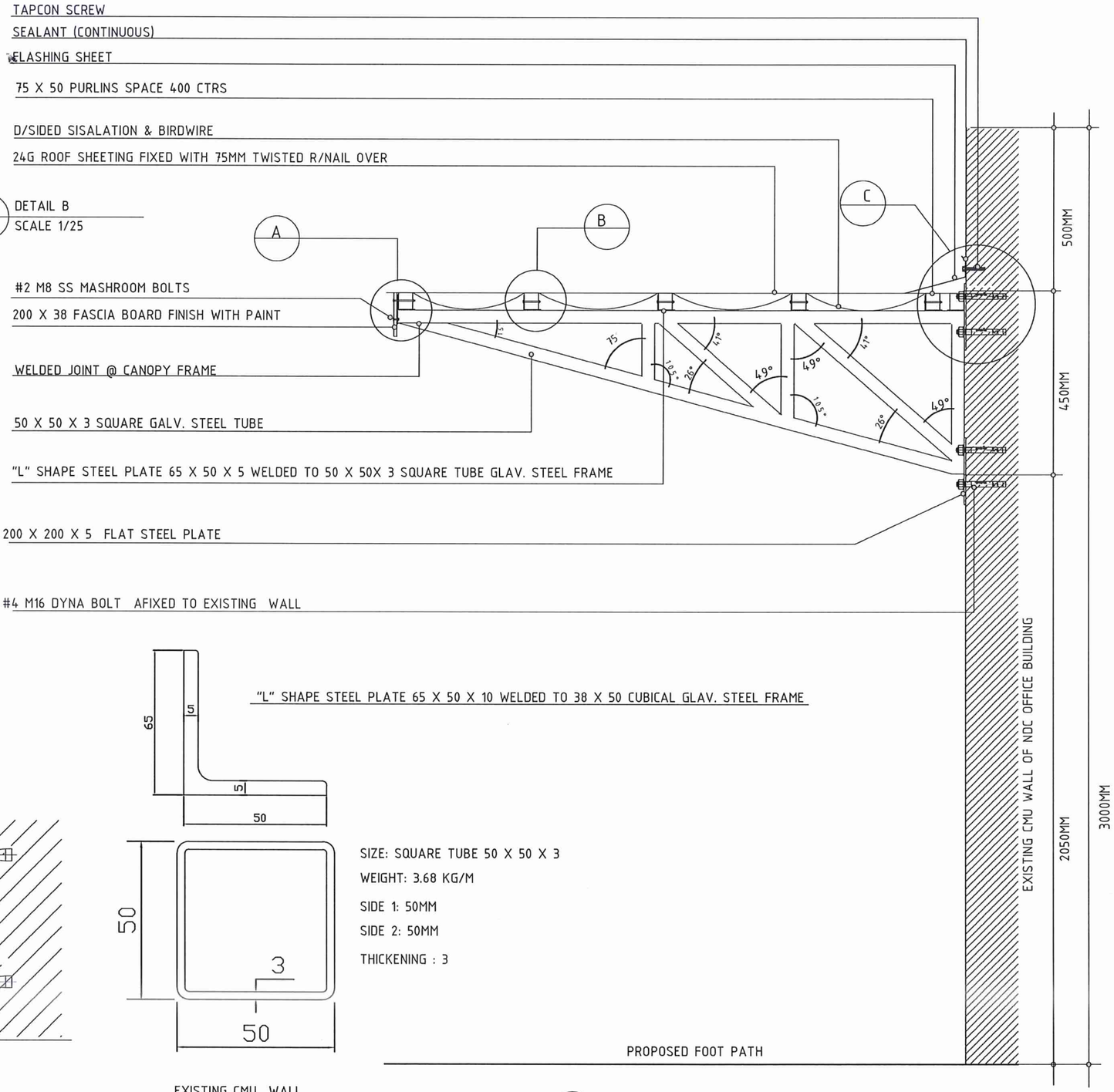

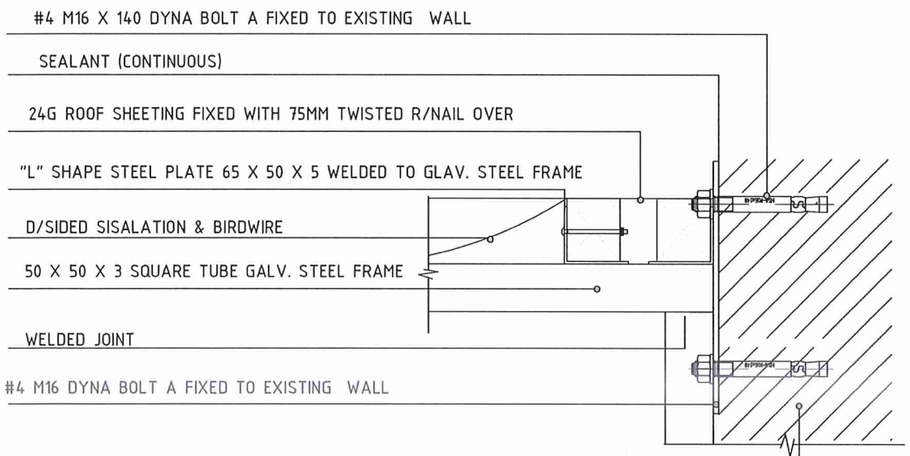

C / 10 DETAIL C
SCALE 1/25

S-B / 10 CANOPY SEC. DETAIL VIEW
SCALE 1/50

ARTECH
PROVIDING DESIGN AND CONSULTANCY
C/-: P.O. BOX 85, TASAHE & WEST
HONIARA

COPYRIGHT
DESIGN & DRAWINGS SHOWN ON THIS SHEET ARE THE COPY RIGHT OF ARTECH LTD AND ARE NOT TO BE COPIED OR REPRODUCED WITHOUT THEIR WRITTEN AUTHORITY

CLIENT: UNDP

REVISION	AMENDMENT	CHECKED	APPROVED	DATE
-	-	-	-	-
-	-	-	-	-
-	-	-	-	-
-	-	-	-	-
-	-	-	-	-

PROJECT NAME AND LOCATION
EXTENSION SLAB & CANOPY FOR NDC OFFICE @ GIZO
WESTERN PROVINCE

DRAWING NAME AND LOCATION
CANOPY SECTIONAL VIEW AND DETAILS

DRAFTER: JS	DATE:	AUTOCAD REFERENCE:
CHECKED:	DATE:	CAD FILE:
		PLOT BY:
		PLOT DATE:
DESIGN BY: JS	DATE:	QUALITY ASSURANCE:
CHECKED BY:	DATE:	CHIEF. ARCH / DATE:

NORTH DIRECTION

SCALE:	DRAWING NO.
A1:	A19
A2:	
A3:	
A4:	

HCC APPROVED STAMP

FILING NAME:
REFERENCE NO#:
DATE:
SCALE:
DRAWING TITLE: CANOPY SECTIONAL VIEW AND DETAILS
DRAWING NUMBER:
EDITION: #3
SHEET NO#: 10