EXECUTION PROJECT - ARCHITECTURE

Finishing Schedule

		Area	24,30	164,60	47,79	79,62	24,61	48,20	500,95	48,10	220,03	100,17	31,35	65,92	41,71	71,50	23,09	20,00	66,90	87,98	6,46	11,03	19,69	20,20	4,41	19,00	7,60	8,00	12,10	20,60	15,00	4,50	4,80	12,20	15,40
		Room	MAIN ACCESS	ENTRANCE / RECEPTION	STAIRS	TRANSITION	ACCESS CONTROL	STORAGE	AND PICKING (STORAGE)	PSYCHOTROPIC	PREPARATION AND DISPATCH	CIRCULATION	REAGENTS	SURGICAL MATERIAL	EXPIRED	LABORATORY	LABORATORY (PUBLIC)	ANTECHAMBER	COLD CHAMBER	COLD CHAMBER	TOILET (WOMEN)	TOILET (MEN)	BATHROOM (WOMEN)	BATHROOM (MEN)	TOILET (VISITORS)	DISTRIBUTION	CORRIDOR	CONTROL	MEETING ROOM 01	MEETING ROOM 02	CHIEF	SUB-CHIEF	SECRETARIAT	OPEN-SPACE	IT ROOM
		Code	A.0.01	A.0.02	A.0.03	A.0.04	A.0.05	A.0.06	A.0.07	A.0.08	A.0.09	A.0.10	A.0.11	A.0.12	A.0.13	A.0.14	A.0.15	A.0.16	A.0.17	A.0.18	A.0.19	A.0.20	A.0.21	A.0.22	A.0.23	A.1.01	A.1.02	A.1.03	A.1.04	A.1.05	A.1.06	A.1.07	A.1.08	A.1.09	A.1.10
CÓD.	**Designation**																																		
PAVEMENTS																																			
PAV1	Existing floor with no intervention.				X																X	X													
PAV2	Scrubbing, leveling and cleaning the existing floor.																		X	X						X	X	X							
PAV3	Concrete slab, stroked with hardener (refer to Structural project).																																		
PAV4	Selfleveled stroked floor screed with hardener "BASF-Mastertop 100", with stress relief joints, color to be defined.							X	X	X	X	X	X	X	X			X	X	X											X	X			
PAV5	Glazed porcelain floor tiles 60x60cm, "Revigres, série Cromática", 8,5mm thickness, Class 5 (PEI 5).			X		X	X																			X	X	X							
PAV6	Glazed porcelain floor tiles 60x60cm, "Revigres, série Cromática", 8,5mm thickness, Class 5 (PEI 5), slip-resistant		X													X	X																		
PAV7	Ceramic tiles 30x30cm, "Revigres, série Cromática", 8,5mm thickness, Class 5 (PEI 5), slip-resistant																						X	X	X										
PAV8	Leveling existing floor, crack patching, void filling and surface preparation. Application of compact Vinyl flooring, in rolls, "Tarkett IQ Optima", 2mm thickness, extra-matt, continuous, with welded joints, glued to the base. Includes transition metal profiles between adjoining revetments.																												X	X	X	X	X	X	X

EXECUTION PROJECT - ARCHITECTURE

Finishing Schedule

		Area	24,30	164,60	47,79	79,62	24,61	48,20	500,95	48,10	220,03	100,17	31,35	65,92	41,71	71,50	23,09	20,00	66,90	87,98	6,46	11,03	19,69	20,20	4,41	19,00	7,60	8,00	12,10	20,60	15,00	4,50	4,80	12,20	15,40
		Room	**MAIN ACCESS**	**ENTRANCE / RECEPTION**	**STAIRS**	**TRANSITION**	**ACCESS CONTROL**	**STORAGE**	**AND PICKING (STORAGE)**	**PSYCHOTROPIC**	**PREPARATION AND DISPATCH**	**CIRCULATION**	**REAGENTS**	**SURGICAL MATERIAL**	**EXPIRED**	**LABORATORY**	**LABORATORY (PUBLIC)**	**ANTECHAMBER**	**COLD CHAMBER**	**COLD CHAMBER**	**TOILET (WOMEN)**	**TOILET (MEN)**	**BATHROOM (WOMEN)**	**BATHROOM (MEN)**	**TOILET (VISITORS)**	**DISTRIBUTION**	**CORRIDOR**	**CONTROL**	**MEETING ROOM 01**	**MEETING ROOM 02**	**CHIEF**	**SUB-CHIEF**	**SECRETARIAT**	**OPEN-SPACE**	**IT ROOM**
		Code	**A.0.01**	**A.0.02**	**A.0.03**	**A.0.04**	**A.0.05**	**A.0.06**	**A.0.07**	**A.0.08**	**A.0.09**	**A.0.10**	**A.0.11**	**A.0.12**	**A.0.13**	**A.0.14**	**A.0.15**	**A.0.16**	**A.0.17**	**A.0.18**	**A.0.19**	**A.0.20**	**A.0.21**	**A.0.22**	**A.0.23**	**A.1.01**	**A.1.02**	**A.1.03**	**A.1.04**	**A.1.05**	**A.1.06**	**A.1.07**	**A.1.08**	**A.1.09**	**A.1.10**
CÓD.	**Designation**																																			
SKIRTING / BASEBOARDS																																				
ROD1	Without intervention				X			X	X	X	X		X	X	X	X	X	X	X	X	X	X	X	X	X						X	X			
ROD2	Ceramic skirting 60x8cm, identical to floor, smooth		X	X		X	X					X														X	X	X							
ROD3	Primed MDF skirting boards, moisture-resistant, height=100mm, thickness=16mm, glued to the wall with “Sikabond T2”. Painting schedule: 1 coat of primer “Sika Primer 3N”, 2 coats of primer pre-coating "CIN" refª "18-055 Primário/subcapa sintético madeira" and 1 finishing coat "CIN" refª 48-272 SINTECIN FOSCO", color white à cor branco.																											X	X	X	X	X	X	X
WALL FINISHINGS																																				
PAR1	Without intervention																		X	X	X	X														
PAR2	Exposed cement block, to receive painting or without intervention.																																			
PAR3	Repair of existing plasterd sufaces, with removal of detached areas, rrake of existing surface, repointing and correction of defects (staining and cracking). Surface leveling and replastering of repaired areas, ready to be painted.		X	X	X	X	X	X	X	X		X	X	X	X		X	X								X	X	X	X				X	X	X
PAR4	Cement and sand plaster, fine finished, ready to be painted.		X	X		X	X	X	X	X	X	X	X	X	X		X									X	X	X	X	X	X	X	X	X	X
PAR5	Ceramic wall tiles 30x30cm, 8mm thickness, installed untill height=2,10m, wit corners protected with stainless steel protection profiles. Cement and sand plaster applied from 2,10m until ceiling, fine finished to be painted.															X																			

EXECUTION PROJECT - ARCHITECTURE

Finishing Schedule

		Area	24,30	164,60	47,79	79,62	24,61	48,20	500,95	48,10	220,03	100,17	31,35	65,92	41,71	71,50	23,09	20,00	66,90	87,98	6,46	11,03	19,69	20,20	4,41	19,00	7,60	8,00	12,10	20,60	15,00	4,50	4,80	12,20	15,40
		Room	MAIN ACCESS	ENTRANCE / RECEPTION	STAIRS	TRANSITION	ACCESS CONTROL	STORAGE	AND PICKING (STORAGE)	PSYCHOTROPIC	PREPARATION AND DISPATCH	CIRCULATION	REAGENTS	SURGICAL MATERIAL	EXPIRED	LABORATORY	LABORATORY (PUBLIC)	ANTECHAMBER	COLD CHAMBER	COLD CHAMBER	TOILET (WOMEN)	TOILET (MEN)	BATHROOM (WOMEN)	BATHROOM (MEN)	TOILET (VISITORS)	DISTRIBUTION	CORRIDOR	CONTROL	MEETING ROOM 01	MEETING ROOM 02	CHIEF	SUB-CHIEF	SECRETARIAT	OPEN-SPACE	IT ROOM
		Code	A.0.01	A.0.02	A.0.03	A.0.04	A.0.05	A.0.06	A.0.07	A.0.08	A.0.09	A.0.10	A.0.11	A.0.12	A.0.13	A.0.14	A.0.15	A.0.16	A.0.17	A.0.18	A.0.19	A.0.20	A.0.21	A.0.22	A.0.23	A.1.01	A.1.02	A.1.03	A.1.04	A.1.05	A.1.06	A.1.07	A.1.08	A.1.09	A.1.10
CÓD.	**Designation**																																		
PAR6	Ceramic wall tiles 15x15cm, 8mm thickness, installed untill height=2,10m, wit corners protected with stainless steel protection profiles. Cement and sand plaster applied from 2,10m until ceiling, fine finished to be painted.																						X	X	X										
CEILINGS																																			
TCT1	Existing ceiling with no intervention		X	X					X		X	X	X	X	X	X	X																		
TCT2	Repair of existing plasterd sufaces, with removal of detached areas, rrake of existing surface, repointing and correction of defects (staining and cracking). Surface leveling and replastering of repaired areas, ready to be painted.			X	X	X	X	X	X	X	X		X	X	X	X	X	X	X	X	X	X	X	X	X	X							X	X	X
TCT3	Gypsum board ceiling, 13mm thickness, “Pladur-N”, refª “TC-47/500 1xN13 LM”, smooth surface, to be painted, with mineral-wool slabs "Isover" refª Acustilaine MD, minumum density 40Kg/m3, thickness=40mm over ceiling.																										X	X	X	X	X	X			
PINTURAS																																			
PIN1	Surface preparation: interior walls - 1 coat water based primer containing resins "CIN" refª 10-850 Primário Cinolite", and 2 to 3 coats of water based 100% acrylic enamel, smooth semi-matt, "CIN" refª 12-230 Cinacryl Mate".		X	X	X											X	X				X	X	X	X	X	X	X	X	X	X	X	X	X	X	X	X
PIN2	Surface preparation: interior walls - 3 coats of water based acrylic coating, "CIN" refª 12-680 C-CRYL W680 MAT", matt finish. The first coat should be diluted to 5% to work as a sealant of the support. In case of high alkalinity suspicion, a previous coat should be applied of "C-Crl W680 Matt" in white color.					X	X	X			X	X						X																		
PIN3	Surface preparation: Interior walls - sealing of surfaces with 1 coat of Satin water based Epoxy Coating "CIN" refª 7F-245 C-Floor E245 WB", diluted to 10% according to the porosity of the wall. Finishing with 2 coats of the same product, undiluted.								X	X			X	X	X				X	X																

EXECUTION PROJECT - ARCHITECTURE

Finishing Schedule

		Area	24,30	164,60	47,79	79,62	24,61	48,20	500,95	48,10	220,03	100,17	31,35	65,92	41,71	71,50	23,09	20,00	66,90	87,98	6,46	11,03	19,69	20,20	4,41	19,00	7,60	8,00	12,10	20,60	15,00	4,50	4,80	12,20	15,40
		Room	**MAIN ACCESS**	**ENTRANCE / RECEPTION**	**STAIRS**	**TRANSITION**	**ACCESS CONTROL**	**STORAGE**	**AND PICKING (STORAGE)**	**PSYCHOTROPIC**	**PREPARATION AND DISPATCH**	**CIRCULATION**	**REAGENTS**	**SURGICAL MATERIAL**	**EXPIRED**	**LABORATORY**	**LABORATORY (PUBLIC)**	**ANTECHAMBER**	**COLD CHAMBER**	**COLD CHAMBER**	**TOILET (WOMEN)**	**TOILET (MEN)**	**BATHROOM (WOMEN)**	**BATHROOM (MEN)**	**TOILET (VISITORS)**	**DISTRIBUTION**	**CORRIDOR**	**CONTROL**	**MEETING ROOM 01**	**MEETING ROOM 02**	**CHIEF**	**SUB-CHIEF**	**SECRETARIAT**	**OPEN-SPACE**	**IT ROOM**
		Code	**A.0.01**	**A.0.02**	**A.0.03**	**A.0.04**	**A.0.05**	**A.0.06**	**A.0.07**	**A.0.08**	**A.0.09**	**A.0.10**	**A.0.11**	**A.0.12**	**A.0.13**	**A.0.14**	**A.0.15**	**A.0.16**	**A.0.17**	**A.0.18**	**A.0.19**	**A.0.20**	**A.0.21**	**A.0.22**	**A.0.23**	**A.1.01**	**A.1.02**	**A.1.03**	**A.1.04**	**A.1.05**	**A.1.06**	**A.1.07**	**A.1.08**	**A.1.09**	**A.1.10**
CÓD.	**Designation**																																					
TCT1	Scrubbing and raking of the surface. Careful cleaning of surfaces. 1 coat of primet "CIN" refª 12-830 Aqua primer". Finishing with 2 to 3 coats with vinyl water based paint, "CIN" refª '10-250 Vinylmatt', color to be adjusted on site.			**X**	**X**											**X**	**X**									**X**	**X**	**X**	**X**	**X**	**X**	**X**	**X**	**X**	**X**
TCT2	Surface preparation: ceilings - 3 coats of water based acrylic coating, "CIN" refª 12-680 C-CRYL W680 MAT", matt finish. The first coat should be diluted to 5% to work as a sealant of the support. In case of high alkalinity suspicion, a previous coat should be applied of "C-Crl W680 Matt" in white color.					**X**	**X**	**X**	**X**	**X**	**X**		**X**	**X**	**X**			**X**																		

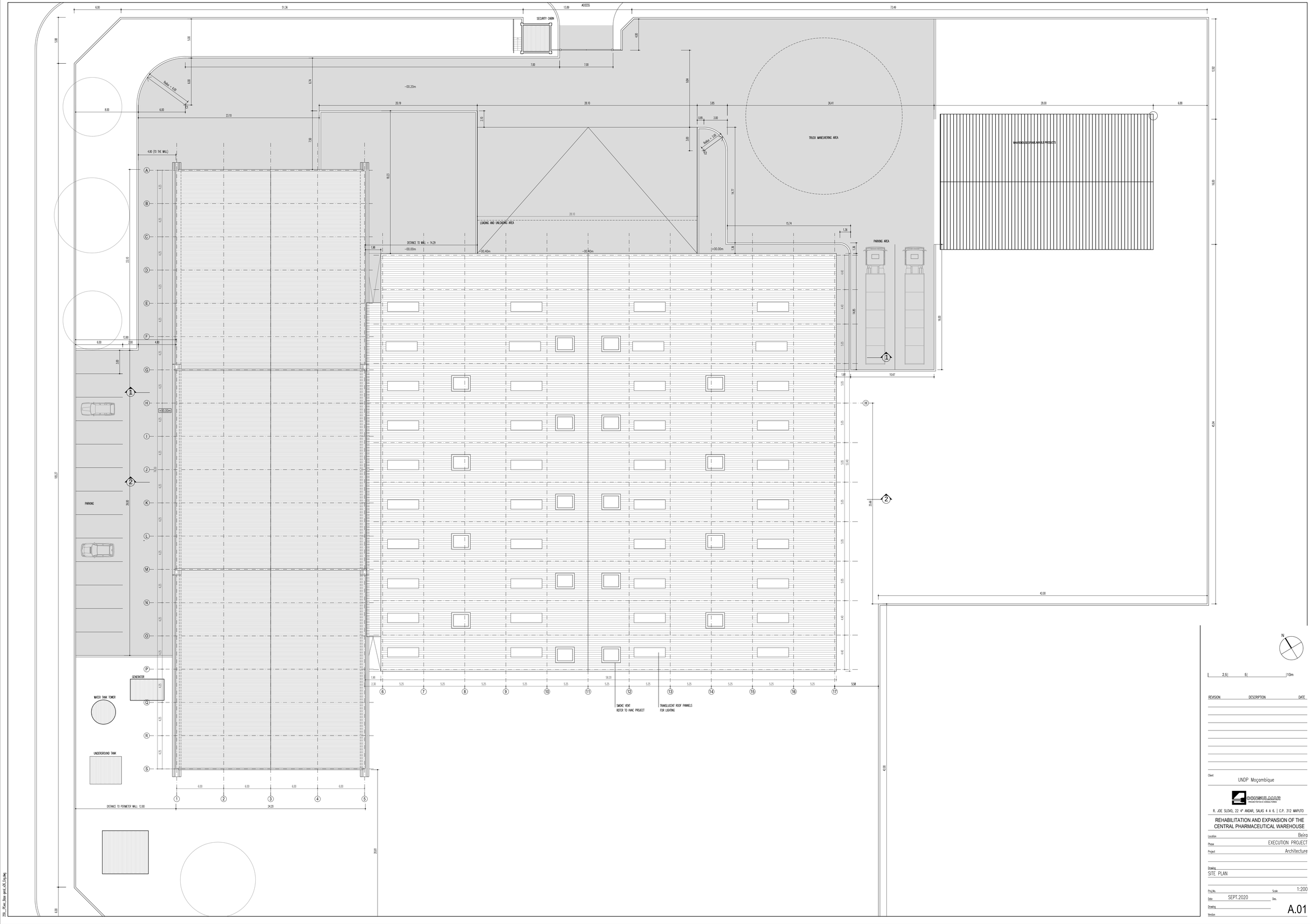

REVISION	DESCRIPTION	DATE

Client
UNDP Moçambique

CONSULMAR
PROJECTISTAS E CONSULTORES

R. JOE SLOVO, 22 4° ANDAR, SALAS 4 A 6. | C.P. 312 MAPUTO

REHABILITATION AND EXPANSION OF THE CENTRAL PHARMACEUTICAL WAREHOUSE

Location: Beira
Phase: EXECUTION PROJECT
Project: Architecture
Drawing: SITE PLAN
Proj.No.
Scale: 1:200
Date: SEPT.2020
Des.
Drawing
Version
A.01

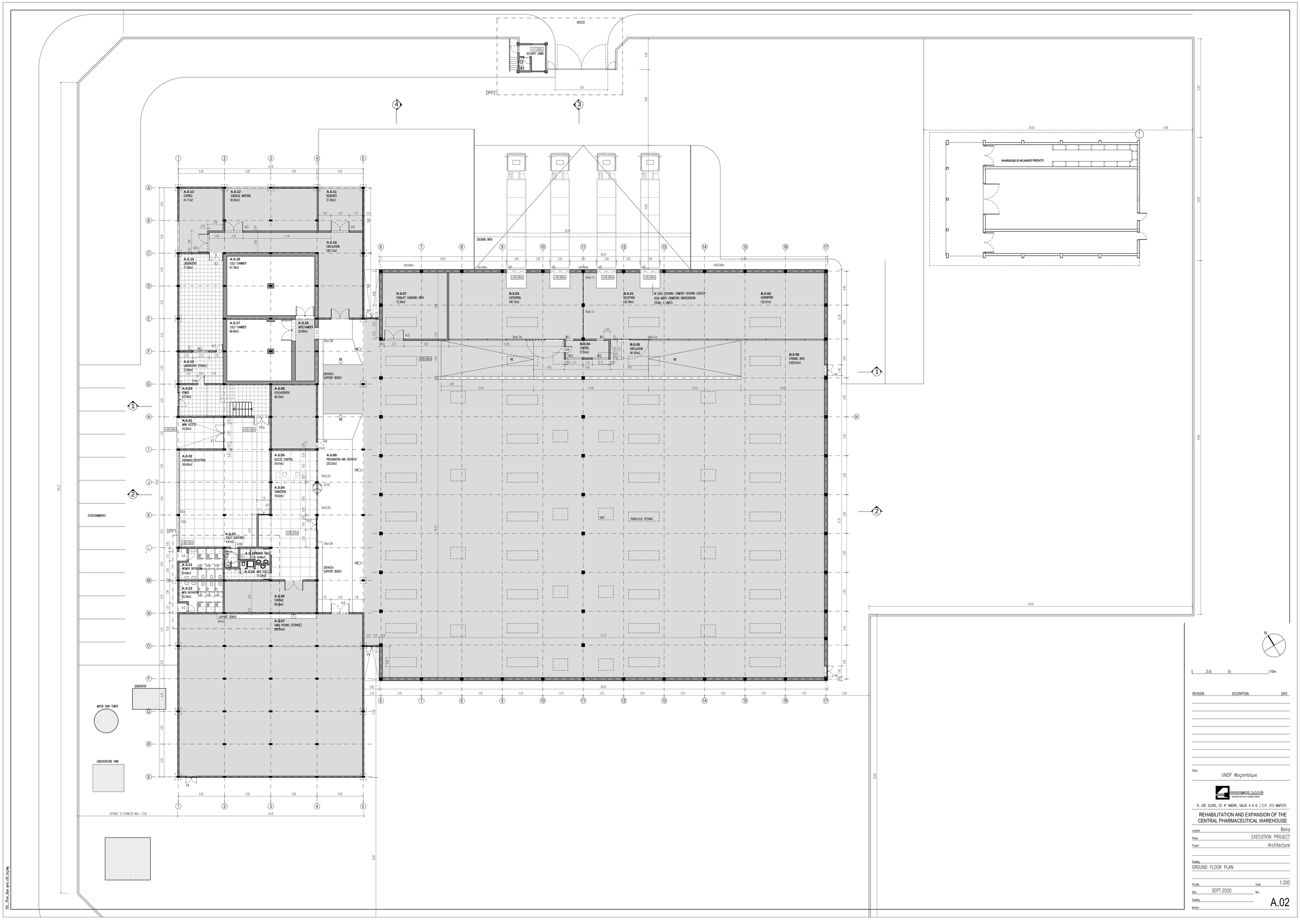

REVISION	DESCRIPTION	DATE

Client: UNDP Moçambique

CONSULMAR
PROJECTS/FACILITIES CONSULTORES

R. JOE SLOVO, 22 4° ANDAR, SALAS 4 A 6. | C.P. 312 MAPUTO

REHABILITATION AND EXPANSION OF THE CENTRAL PHARMACEUTICAL WAREHOUSE

Location: Beira
Phase: EXECUTION PROJECT
Project: Architecture

Drawing: GROUND FLOOR PLAN

Proj.No.
Scale: 1:200
Date: SEPT.2020
Des.
Drawing
Version

A.02

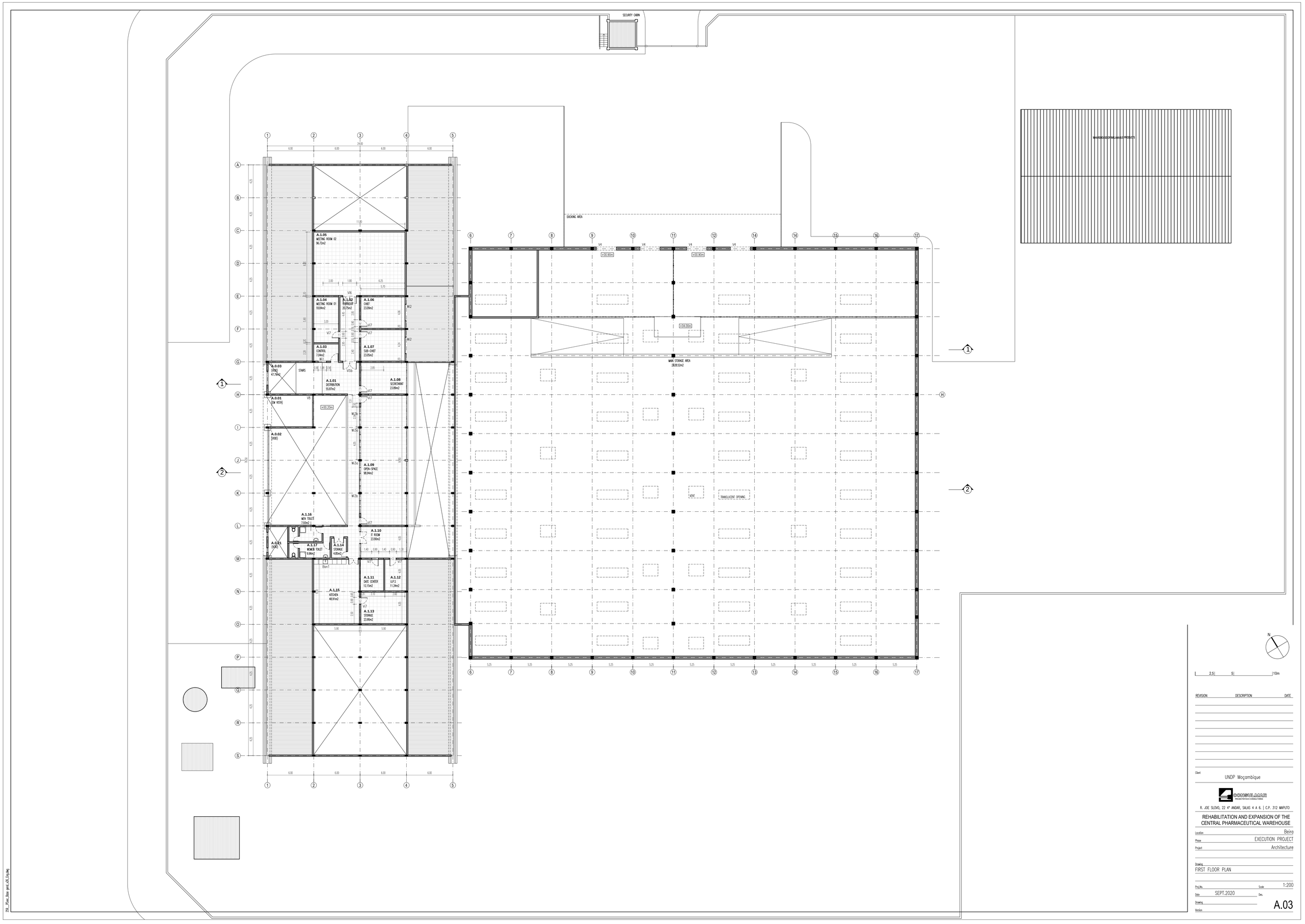

REVISION	DESCRIPTION	DATE

Client
UNDP Moçambique

CONSULMAR
PROJECTISTAS & CONSULTORES

R. JOE SLOVO, 22 4° ANDAR, SALAS 4 A 6. | C.P. 312 MAPUTO

REHABILITATION AND EXPANSION OF THE CENTRAL PHARMACEUTICAL WAREHOUSE

Location: Beira
Phase: EXECUTION PROJECT
Project: Architecture

Drawing: FIRST FLOOR PLAN

Proj.No.
Scale: 1:200
Date: SEPT.2020
Des.
Drawing
Version

A.03

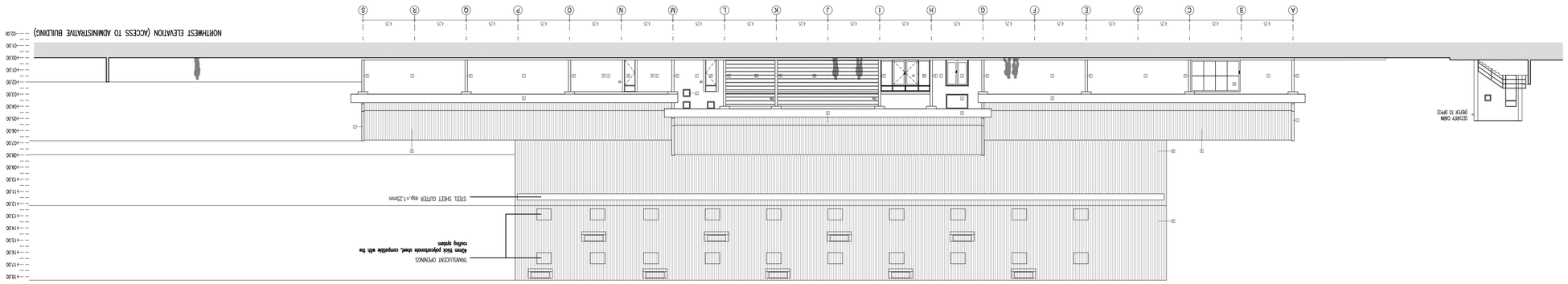

LEGEND

1 PAINTING IN EXISTING MORTARS AND CONCRETE SURFACES:
Surface preparation: surface wash with high pressure water jet in order to remove any old adhering paint. Repair of cracks and damaged areas with non-retractable repair mortar.
In areas with fungi or algae, application of previous treatment with dipsodes and fungicide disinfectant liquid.

2 PAINTING IN NEW MORTARS:
Painting scheme: 1 coat of "CIN" primer Fuller ref" 54-850 Primitivo Cinolita, and 2 to 3 coats of 100% acrylic water-based paint, matt smooth, "CIN" ref" 10-125 Nevigua HD.

3 EXISTING ROOFING:
Careful removal of existing fiber cement roofing sheets (corrugated material). Revision of the structure. Sheet metal application defined in the stability project.

4 NEW ROOFING AND METAL CLADDING ON FACADES:
Metal sheet cladding "Sofinor" type TUFEX, BR A2200, 0.8mm, color "rain forest", with thermal insulation "ambidoxed overpurf" for the main cover in 0.4MSB laminated steel, including connections, hot-dip galvanized surface protection and painting, with "high wind tool dip" connections.

5 NEW ROOFING AND METAL CLADDING ON FACADES:
Metal sheet cladding "Sofinor" type TUFEX, BR A2200, 0.8mm, color "rain forest", with thermal insulation "ambidoxed overpurf" for the main cover in 0.4MSB laminated steel, including connections, hot-dip galvanized surface protection and painting, with "high wind tool dip" connections.

6 STEEL OPENING (NEW) REFER TO OPENING SCHEDULE

7 EXISTING OPENING (WITHOUT INTERVENTION)

8 EXISTING OPENING (TO RECOVER)
Surface preparation: 1 coat of high solid epoxy coating, "CIN" ref" 7W-170 C-FOX 5170, finished with 1 or 2 coats of satin alphatic polyurethane enamel, "CIN" ref" 7F-610 C-TINWE 5810 SAT.

9 STEEL OPENING (NEW) REFER TO OPENING SCHEDULE

10 ALUMINUM OPENING (NEW) REFER TO OPENING SCHEDULE

11 SECTIONAL DOOR (REFER TO OPENING SCHEDULE)

12 CONCRETE STEP

REVISION	DESCRIPTION	DATE

2.5	5	10m

Client: UNDP Mozambique

CONSULMAR
PROJECTOS E CONSULTORIA

R. JOE SLOVO, 22 4º ANDAR, SALAS 4 A 6. | C.P. 312 MAPUTO

REHABILITATION AND EXPANSION OF THE CENTRAL PHARMACEUTICAL WAREHOUSE

Location: Beira
Phase: EXECUTION PROJECT
Project: Architecture
Drawing: ELEVATIONS
Project No.: 1-200
Scale: SEPT.2020
Date: Dwg.
Drawing: A.04
Revision:

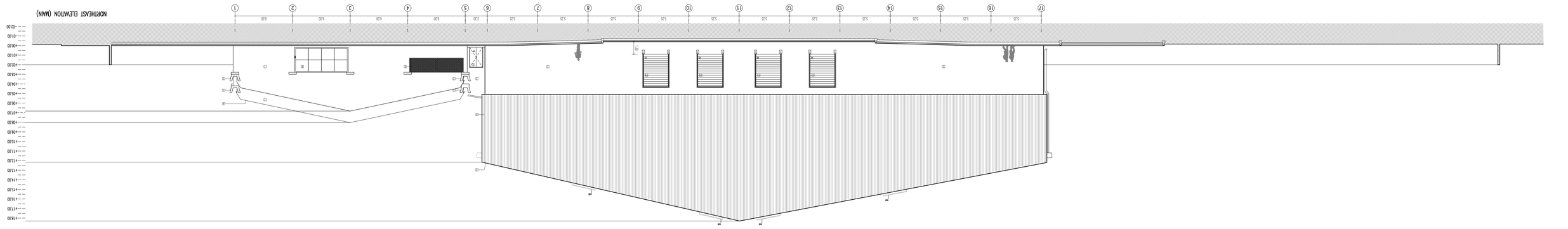

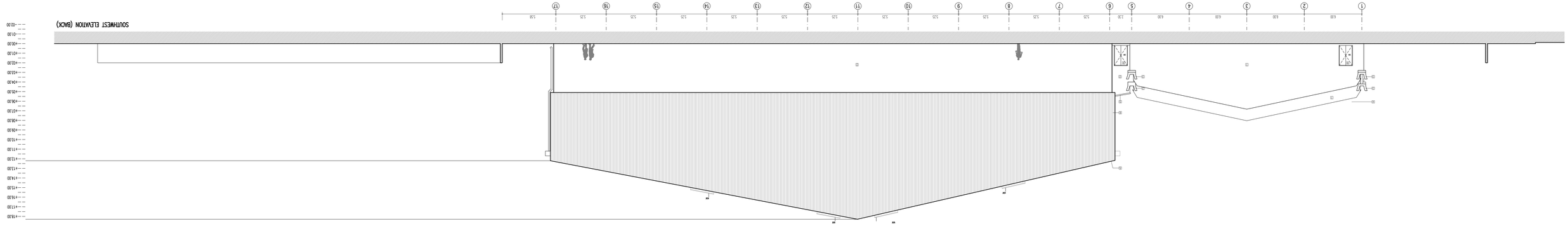

25_Fixed_Base_grad_v26_fin.dwg

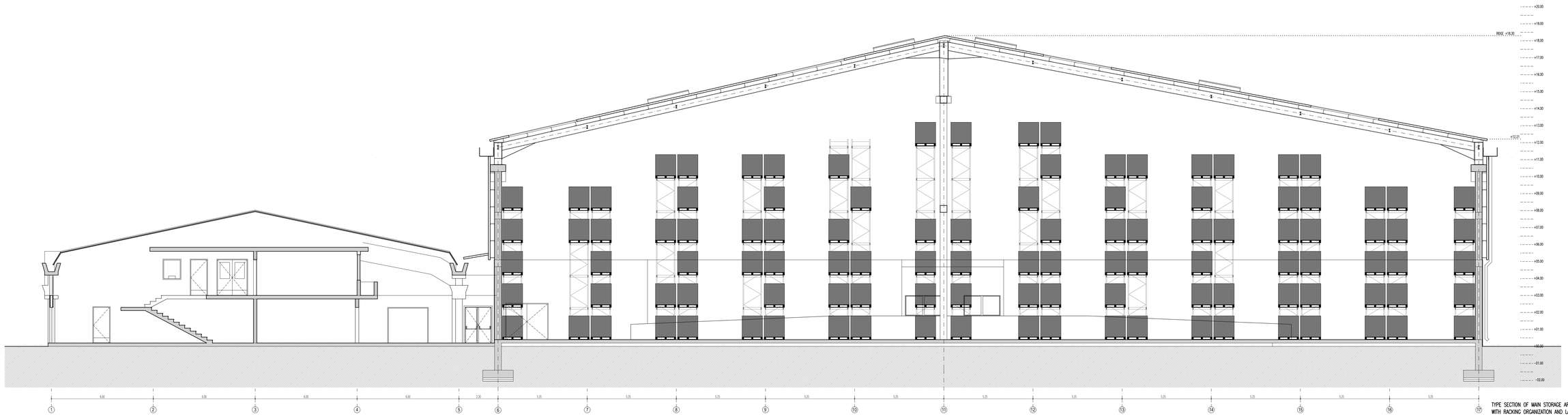

TYPE SECTION OF MAIN STORAGE AREA
WITH RACKING ORGANIZATION AND LAY-OUT

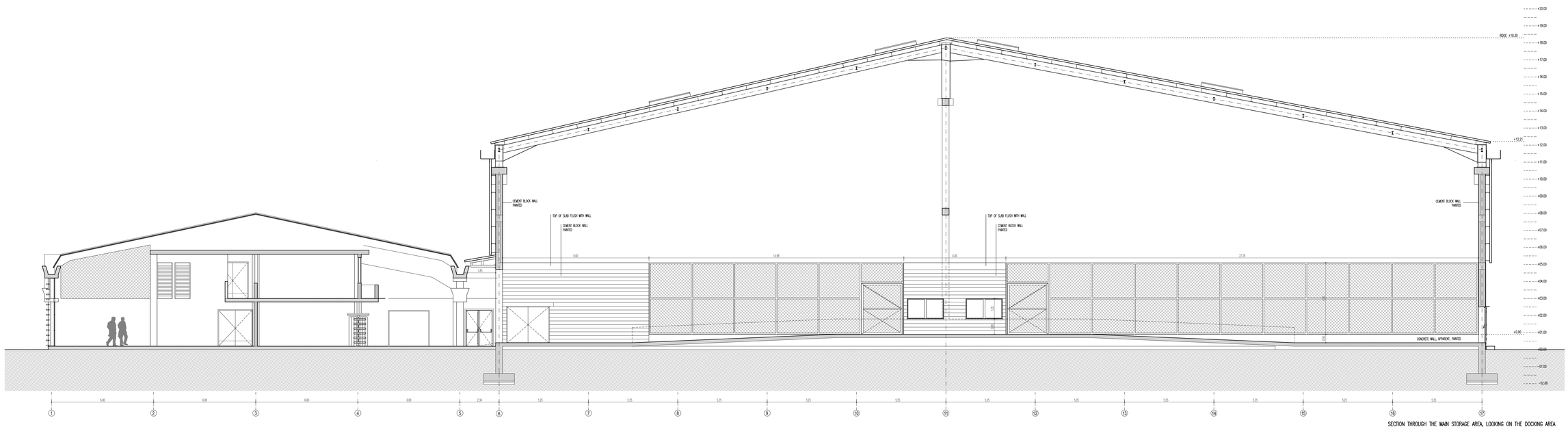

SECTION THROUGH THE MAIN STORAGE AREA, LOOKING ON THE DOCKING AREA

2,5 5 10m

REVISION	DESCRIPTION	DATE

Client
UNDP Moçambique

ARQUITECTURA E CONSULTORIA
R. JOE SLOVO, 22 4º ANDAR, SALAS 4 A 6. | C.P. 312 MAPUTO

REHABILITATION AND EXPANSION OF THE
CENTRAL PHARMACEUTICAL WAREHOUSE

Location: Beira
Phase: EXECUTION PROJECT
Project: Architecture

Drawing
SECTIONS

Proj.No.
Scale: 1:200
Date: SEPT.2020
Des.
Drawing
Revision
A.05

25_Proc_Base geral_05_Cortes

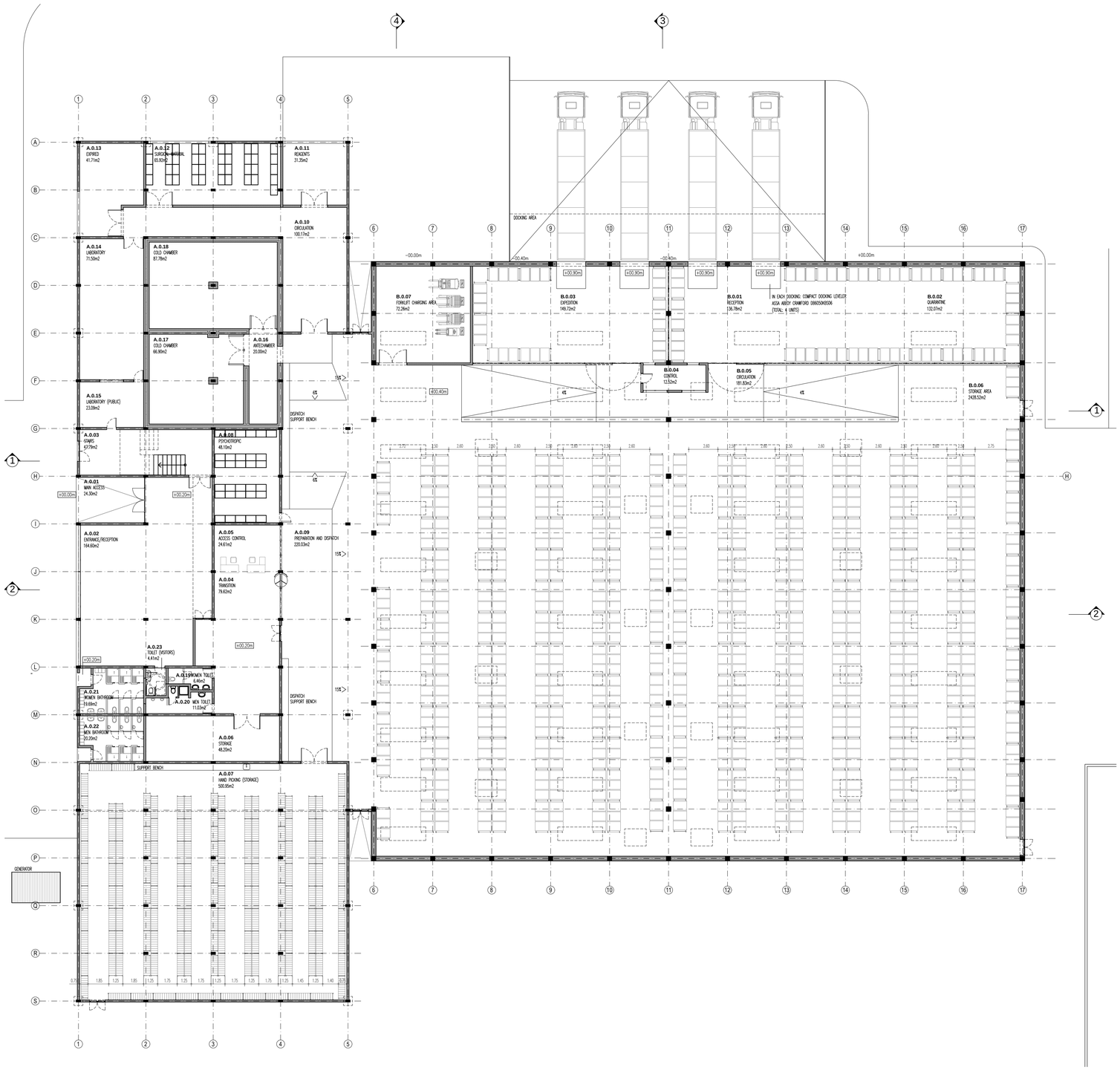

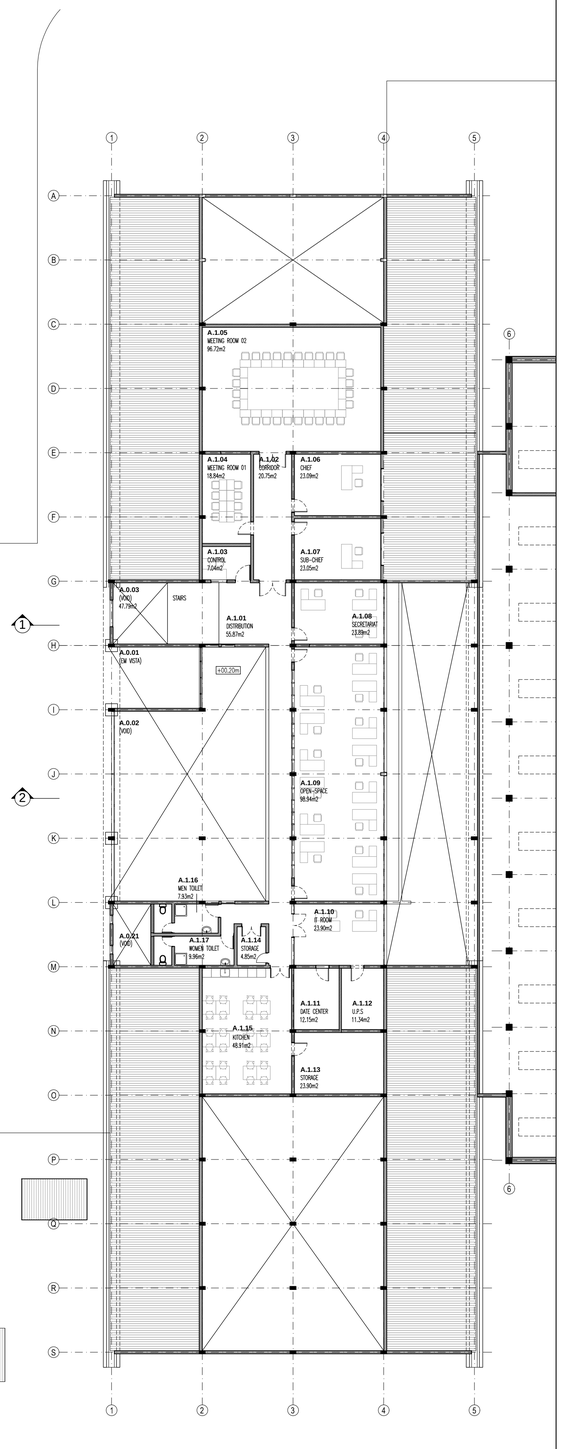

N

2.5 5 10m

REVISION	DESCRIPTION	DATE

Client
UNDP Moçambique

CONSBUL-JOAQUIM
ARQUITECTURA & CONSULTORIA

R. JOE SLOVO, 22 4° ANDAR, SALAS 4 A 6. | C.P. 312 MAPUTO

REHABILITATION AND EXPANSION OF THE CENTRAL PHARMACEUTICAL WAREHOUSE

Location: Beira
Phase: EXECUTION PROJECT
Project: Architecture
Drawing: FURNITURE PLAN
Proj.No.
Scale: 1:200
Date: SEPT.2020
Des.
Drawing
Revision

A.06

Z:\0_Office_Beira_general_A06_Eng.dwg

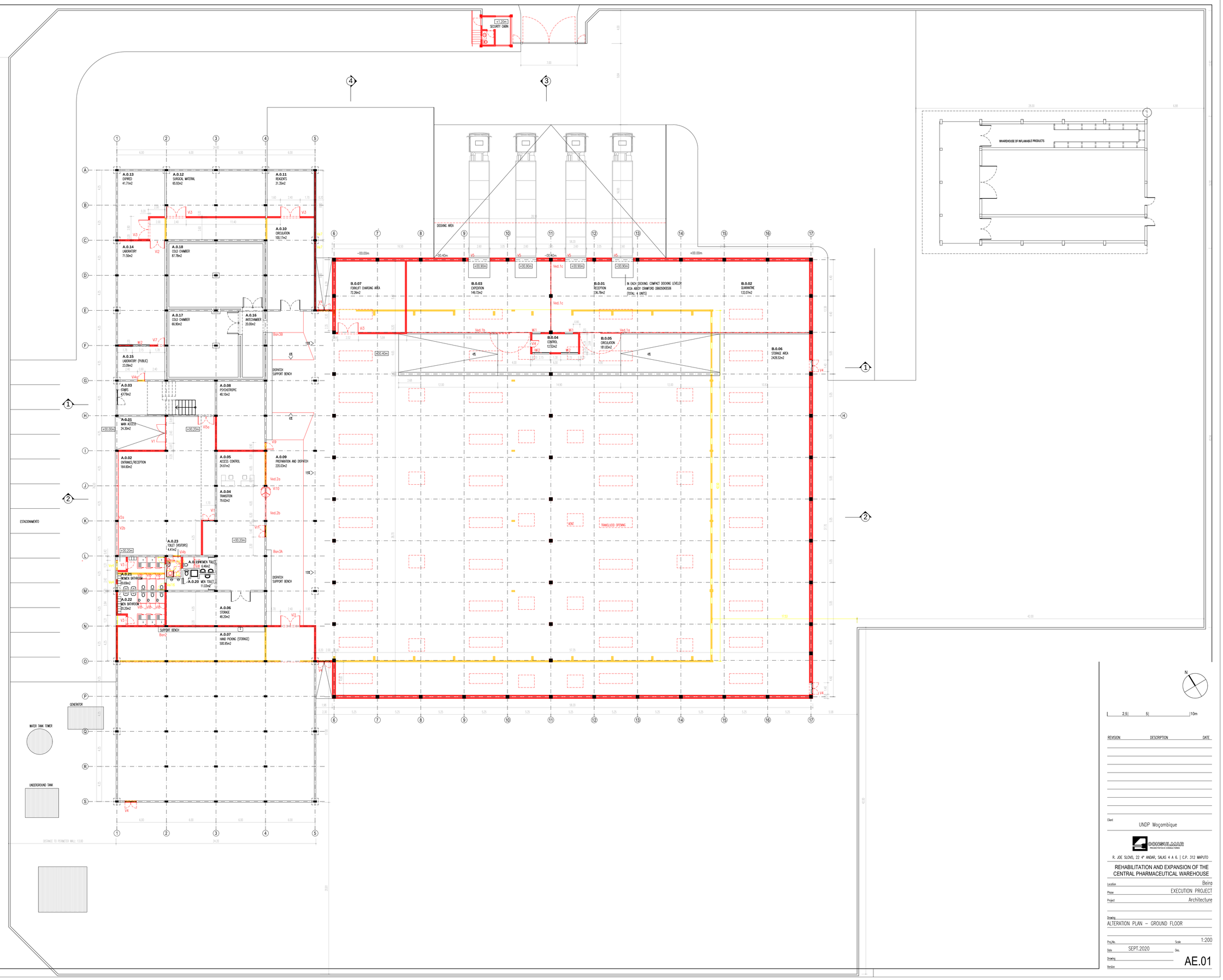

REVISION	DESCRIPTION	DATE

Client: UNDP Moçambique

CONSTRUTIJAIAR
ARQUITECTURA & CONSULTADORIA

R. JOE SLOVO, 22 4º ANDAR, SALAS 4 A 6. | C.P. 312 MAPUTO

REHABILITATION AND EXPANSION OF THE CENTRAL PHARMACEUTICAL WAREHOUSE

Location: Beira
Phase: EXECUTION PROJECT
Project: Architecture
Drawing: ALTERATION PLAN – GROUND FLOOR
Proj.No.:
Scale: 1:200
Date: SEPT.2020
Des.:
Drawing:
Version:

AE.01

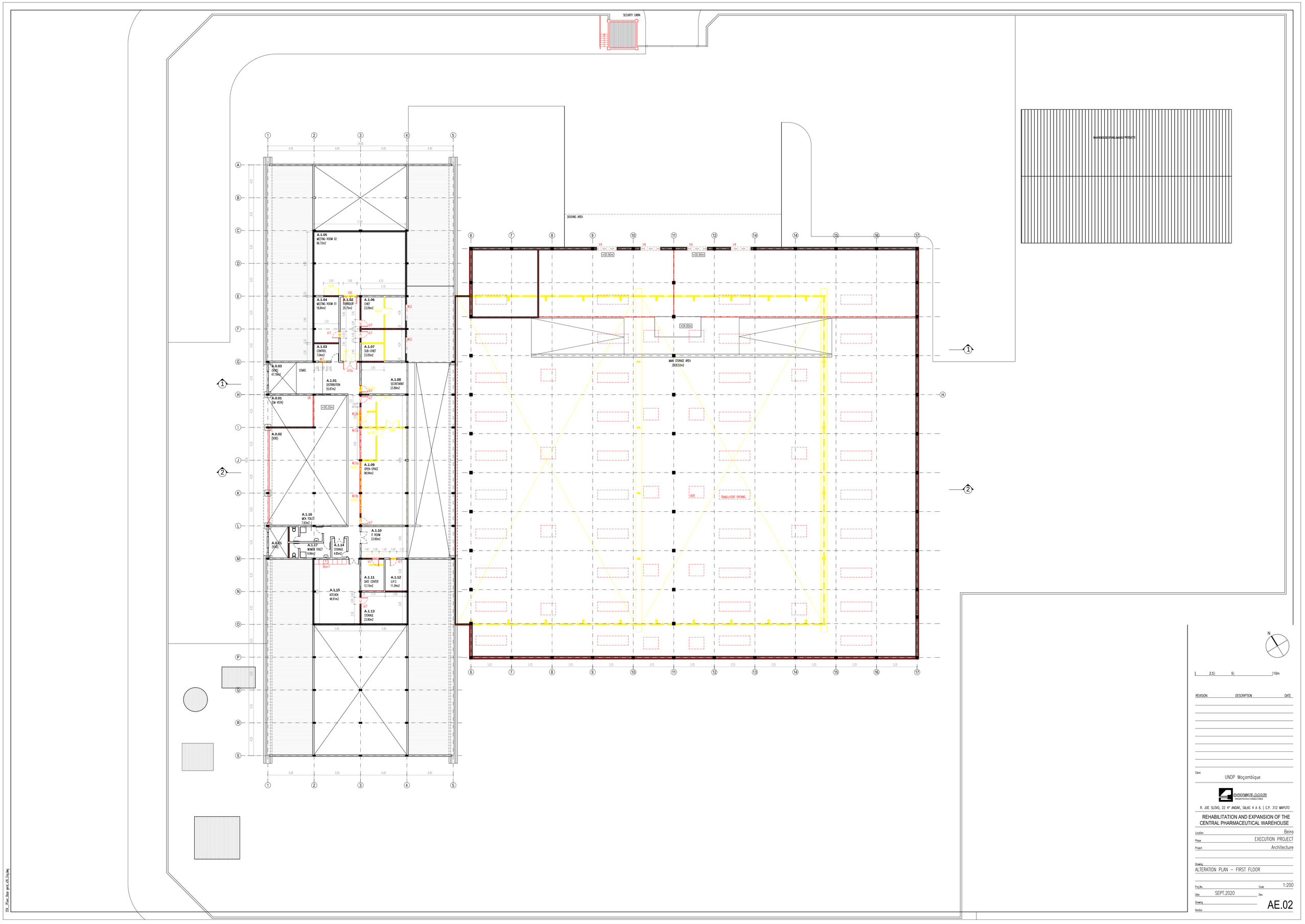

REVISION	DESCRIPTION	DATE

Client: UNDP Moçambique

CONSULMAR
PROJECTISTAS & CONSULTORES

R. JOE SLOVO, 22 4° ANDAR, SALAS 4 A 6. | C.P. 312 MAPUTO

REHABILITATION AND EXPANSION OF THE CENTRAL PHARMACEUTICAL WAREHOUSE

Location: Beira
Phase: EXECUTION PROJECT
Project: Architecture

Drawing: ALTERATION PLAN – FIRST FLOOR

Proj.No.
Scale: 1:200
Date: SEPT.2020
Des.
Drawing
Version

AE.02

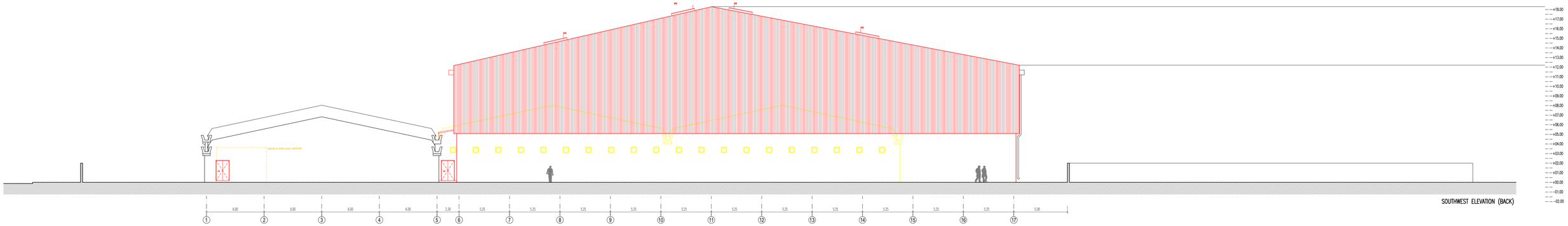

SOUTHWEST ELEVATION (BACK)

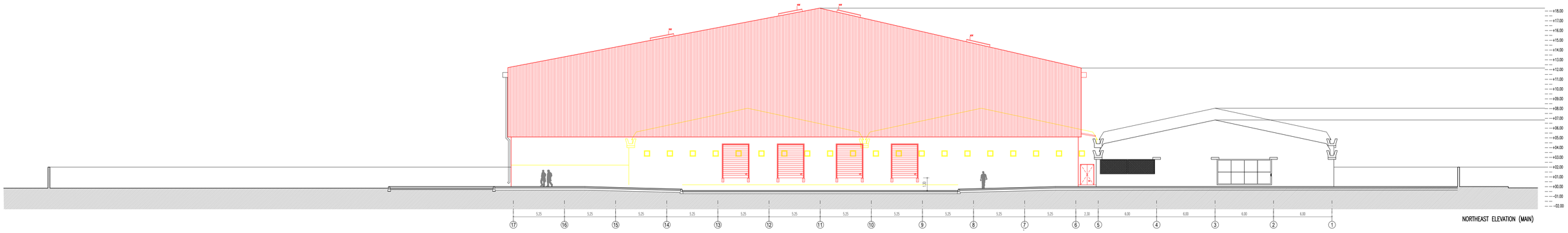

NORTHEAST ELEVATION (MAIN)

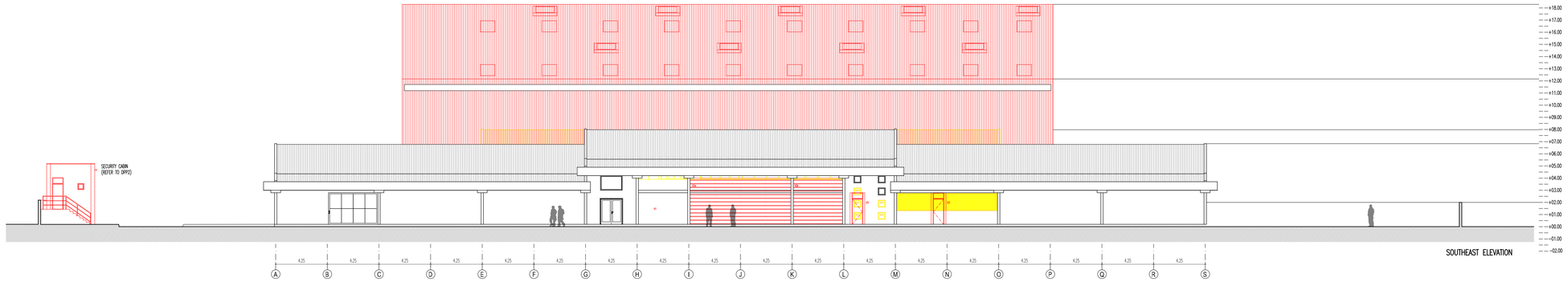

SOUTHEAST ELEVATION

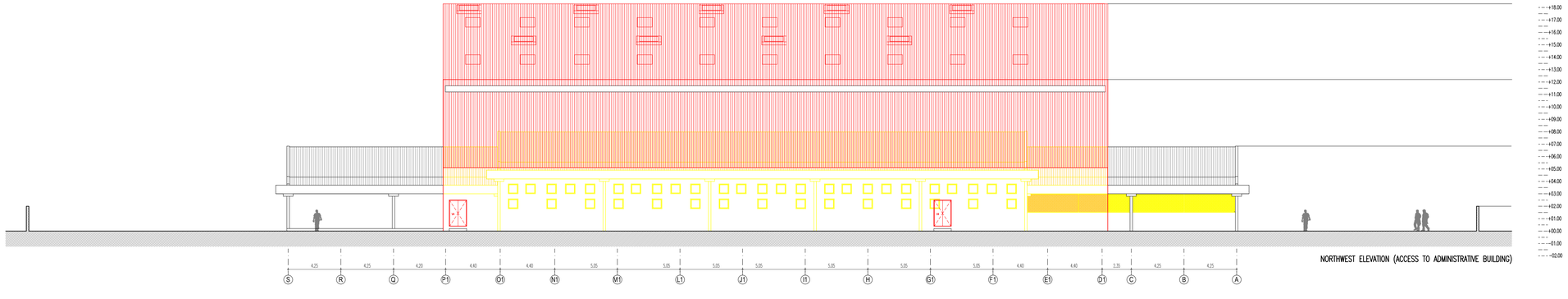

NORTHWEST ELEVATION (ACCESS TO ADMINISTRATIVE BUILDING)

2.5	5	10m

REVISION	DESCRIPTION	DATE

Client: UNDP Moçambique

CONSULMAR
PROJECTISTAS E CONSULTORES

R. JOE SLOVO, 22 4º ANDAR, SALAS 4 A 6. | C.P. 312 MAPUTO

REHABILITATION AND EXPANSION OF THE CENTRAL PHARMACEUTICAL WAREHOUSE

Location: Beira
Phase: EXECUTION PROJECT
Project: Architecture

Drawing: ALTERATIONS – ELEVATIONS

Proj.No.
Scale: 1:200
Date: SEPT.2020
Des.
Drawing
Version

AE.03

259_ PEnc_Base geral_06_Eng.dwg

EXECUTION PROJECT - ARCHITECTURE

Finishing Schedule

CÓD.	Designation	Area	24.30	164.60	47.79	79.62	24.61	48.20	500.95	48.10	220.03	100.17	31.35	65.92	41.71	71.50	23.09	20.00	66.90	87.98	6.46	11.03	19.69	20.20	4.41	19.00	7.60	8.00	12.10	20.60	15.00	4.50	4.80	12.20	15.40	16.40	17.40	18.40	19.40	20.40	21.40	22.40	136.78	132.07	149.72	12.52	181.83	2,428.52	72.26
		Room	MAIN ACCESS	ENTRANCE / RECEPTION	STAIRS	TRANSITION	ACCESS CONTROL	STORAGE	AND PICKING (STORAGE)	PSYCHOTROPIC	PREPARATION AND DISPATCH	CIRCULATION	REAGENTS	SURGICAL MATERIAL	EXPIRED	LABORATORY	LABORATORY (PUBLIC)	ANTECHAMBER	COLD CHAMBER	COLD CHAMBER	TOILET (WOMEN)	TOILET (MEN)	BATHROOM (WOMEN)	BATHROOM (MEN)	TOILET (VISITORS)	DISTRIBUTION	CORRIDOR	CONTROL	MEETING ROOM 01	MEETING ROOM 02	CHIEF	SUB-CHIEF	SECRETARIAT	OPEN-SPACE	IT ROOM	DATA CENTER	UPS	STORAGE	STORAGE	REFEITÓRIO	TOILET (MEN)	TOILET (WOMEN)	RECEPTION	QUARANTINE	EXPEDITION	CONTROL	CIRCULATION	MAIN STORAGE	FORKLIFT CHARGING AREA
		Code	A.0.01	A.0.02	A.0.03	A.0.04	A.0.05	A.0.06	A.0.07	A.0.08	A.0.09	A.0.10	A.0.11	A.0.12	A.0.13	A.0.14	A.0.15	A.0.16	A.0.17	A.0.18	A.0.19	A.0.20	A.0.21	A.0.22	A.0.23	A.1.01	A.1.02	A.1.03	A.1.04	A.1.05	A.1.06	A.1.07	A.1.08	A.1.09	A.1.10	A.1.11	A.1.12	A.1.13	A.1.14	A.1.15	A.1.16	A.1.17	B.0.01	B.0.02	B.0.03	B.0.04	B.0.05	B.0.06	B.0.07
PAVEMENTS																																																	
PAV1	Existing floor with no intervention.				X																X	X																	X		X	X								
PAV2	Scrubbing, leveling and cleaning the existing floor.																		X	X						X	X	X											X										
PAV3	Concrete slab, stroked with hardener (refer to Structural project).																																										X	X	X	X	X	X	X
PAV4	Selfleveled stroked floor screed with hardener "BASF-Mastertop 100", with stress relief joints, color to be defined.							X	X	X	X	X	X	X	X			X	X	X											X	X						X												
PAV5	Glazed porcelain floor tiles 60x60cm, "Revigres, série Cromática", 8,5mm thickness, Class 5 (PEI 5).			X		X	X																			X	X	X																						
PAV6	Glazed porcelain floor tiles 60x60cm, "Revigres, série Cromática", 8,5mm thickness, Class 5 (PEI 5), slip-resistant		X													X	X																																	
PAV7	Ceramic tiles 30x30cm, "Revigres, série Cromática", 8,5mm thickness, Class 5 (PEI 5), slip-resistant																						X	X	X															X										
PAV8	Leveling existing floor, crack patching, void filling and surface preparation. Application of compact Vinyl flooring, in rolls, "Tarkett IQ Optima", 2mm thickness, extra-matt, continuous, with welded joints, glued to the base. Includes transition metal profiles between adjoining revetments.																												X	X	X	X	X	X	X	X	X													
SKIRTING / BASEBOARDS																																																	
ROD1	Without intervention				X			X	X	X	X		X	X	X	X	X	X	X	X	X	X	X	X	X						X	X						X	X		X	X	X	X	X	X	X	X	X	X
ROD2	Ceramic skirting 60x8cm, identical to floor, smooth		X	X		X	X					X														X	X	X												X										
ROD3	Primed MDF skirting boards, moisture-resistant, height=100mm, thickness=16mm, glued to the wall with "Sikabond T2". Painting schedule: 1 coat of primer "Sika Primer 3N", 2 coats of primer pre-coating "CIN" refª "18-055 Primário/subcapa sintético madeira" and 1 finishing coat "CIN" refª 48-272 SINTECIN FOSCO", color white à cor branco.																												X	X	X	X	X	X	X	X	X													
WALL FINISHINGS																																																	
PAR1	Without intervention																		X	X	X	X																			X	X								
PAR2	Exposed cement block, to receive painting or without intervention.																																										X	X	X		X	X	X
PAR3	Repair of existing plasterd sufaces, with removal of detached areas, rrake of existing surface, repointing and correction of defects (staining and cracking). Surface leveling and replastering of repaired areas, ready to be painted.		X	X	X	X	X	X	X	X		X	X	X	X		X	X								X	X	X	X				X	X	X	X	X	X	X										
PAR4	Cement and sand plaster, fine finished, ready to be painted.		X	X		X	X	X	X	X	X	X	X	X	X		X									X	X	X	X	X	X	X	X	X	X	X	X	X		X					X	X			
PAR5	Ceramic wall tiles 30x30cm, 8mm thickness, installed untill height=2,10m, wit corners protected with stainless steel protection profiles. Cement and sand plaster applied from 2,10m until ceiling, fine finished to be painted.															X																																		
PAR6	Ceramic wall tiles 15x15cm, 8mm thickness, installed untill height=2,10m, wit corners protected with stainless steel protection profiles. Cement and sand plaster applied from 2,10m until ceiling, fine finished to be painted.																						X	X	X																									
CEILINGS																																																	
TCT1	Existing ceiling with no intervention		X	X					X		X	X	X	X	X	X	X																					X					X	X	X		X	X	X
TCT2	Repair of existing plasterd sufaces, with removal of detached areas, rrake of existing surface, repointing and correction of defects (staining and cracking). Surface leveling and replastering of repaired areas, ready to be painted.			X	X	X	X	X	X	X	X		X	X	X	X	X	X	X	X	X	X	X	X	X	X							X	X	X				X		X	X							
TCT3	Gypsum board ceiling, 13mm thickness, "Pladur-N", refª "TC-47/500 1xN13 LM", smooth surface, to be painted, with mineral-wool slabs "Isover" refª Acustilaine MD, minumum density 40Kg/m3, thickness=40mm over ceiling.																										X	X	X	X	X	X				X	X			X						X				
PINTURAS																																																	
PIN1	Surface preparation: interior walls - 1 coat water based primer containing resins "CIN" refª 10-850 Primário Cinolite", and 2 to 3 coats of water based 100% acrylic enamel, smooth semi-matt, "CIN" refª 12-230 Cinacryl Mate".		X	X	X											X	X				X	X	X	X	X	X	X	X	X	X	X	X	X	X	X	X	X			X	X	X							
PIN2	Surface preparation: interior walls - 3 coats of water based acrylic coating, "CIN" refª 12-680 C-CRYL W680 MAT", matt finish. The first coat should be diluted to 5% to work as a sealant of the support. In case of high alkalinity suspicion, a previous coat should be applied of "C-Crl W680 Matt" in white color.					X	X	X			X	X						X																									X	X	X	X	X	X	X
PIN3	Surface preparation: Interior walls - sealing of surfaces with 1 coat of Satin water based Epoxy Coating "CIN" refª 7F-245 C-Floor E245 WB", diluted to 10% according to the porosity of the wall. Finishing with 2 coats of the same product, undiluted.								X	X			X	X	X				X	X																		X	X											
TCT1	Scrubbing and raking of the surface. Careful cleaning of surfaces. 1 coat of primet "CIN" refª 12-830 Aqua primer". Finishing with 2 to 3 coats with vinyl water based paint, "CIN" refª '10-250 Vinylmatt', color to be adjusted on site.			X	X											X	X									X	X	X	X	X	X	X	X	X	X										X				
TCT2	Surface preparation: ceilings - 3 coats of water based acrylic coating, "CIN" refª 12-680 C-CRYL W680 MAT", matt finish. The first coat should be diluted to 5% to work as a sealant of the support. In case of high alkalinity suspicion, a previous coat should be applied of "C-Crl W680 Matt" in white color.					X	X	X	X	X	X		X	X	X			X																																X
TCT3	Surface preparation, with scrubbing and raking of the surface of the ceiling, cleaning of surfaces. 1 coat water based primer containing resins "CIN" refª 10-850 Primário Cinolite", and 2 to 3 coats of water based 100% acrylic enamel, smooth semi-matt, "CIN" refª 12-230 Cinacryl Mate".																				X	X	X	X	X											X	X	X	X	X	X	X								
TCT4	Exposed ceiling with no intervention											X							X	X																							X	X	X		X	X	

REVISION	DESCRIPTION	DATE

Client: UNDP Moçambique

CONSULMAR
PROJECTISTAS E CONSULTORES

R. JOE SLOVO, 22 4ª ANDAR, SALAS 4 A 6. | C.P. 312 MAPUTO

REHABILITATION AND EXPANSION OF THE CENTRAL PHARMACEUTICAL WAREHOUSE

Location: Beira
Stage: EXECUTIVE PROJECT
Design: Architecture
Drawing: FINISHING SCHEDULE
Proj.No.
Scale: NO SCALE
Date: SEPT.2020
Des.
Drawing
Version

B.01

259_B01_Mapa_acabamentos_v2.dwg

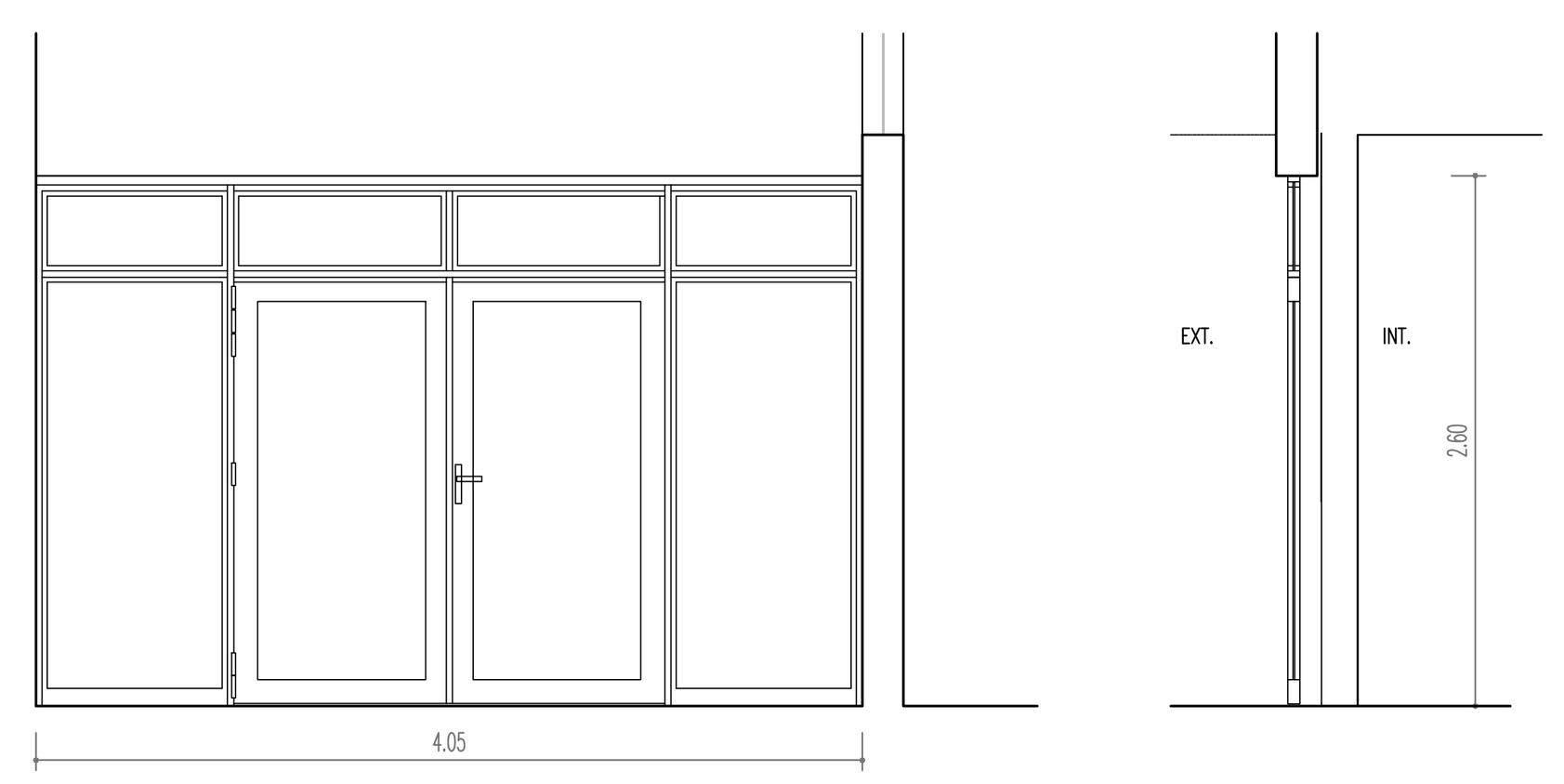

V1

GENERAL	2 leafs + fixed panes, with toplight (4 módulos)
DIMENSIONS (Height x Width)	2.50 + 1.30 x 4.05m
QUANTITY	1 un.
DESCRIPTION	Anodized aluminum frame, HBS "Shopfront", with laminated glazing 8mm (4+4mm). Lock HBS Hooklock 35mm BS-HZ030. Handle HBS Door latch handle Black - HA214, height 90cm. Hinges HBS Alluminium double hinge natural - HCD056N
ACESSORIES	Spring Assa Abbloy - Cam Action Closer EN1-4 SIL DC500. Stop Assa Abbly - Floor dor stop satin SS- 87001SS.

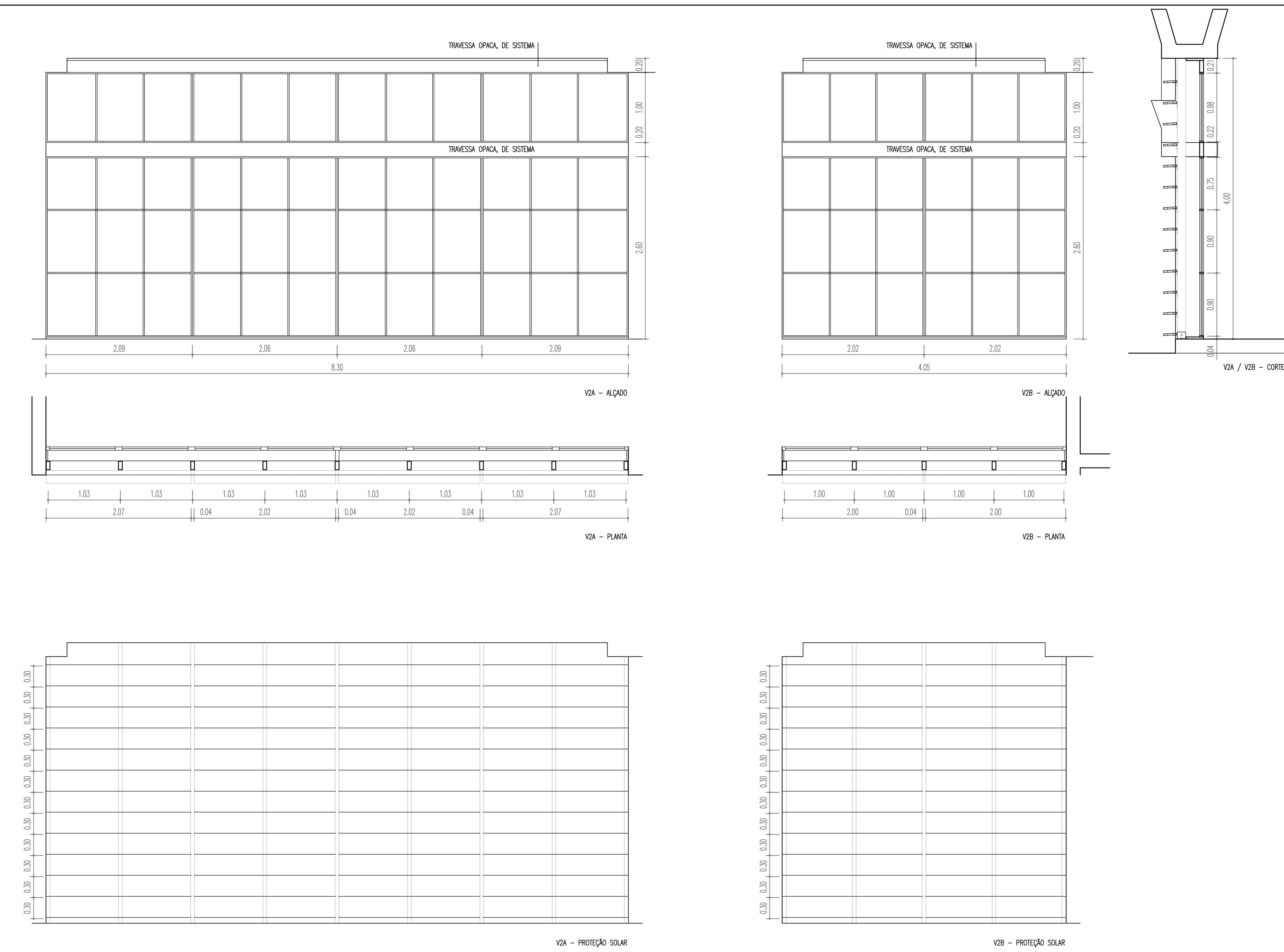

V2a V2b

GENERAL	Glass curtain wall
DIMENSÕES	V2A: height 4,00m x width 8,30m / V2B: height 4,00m x 4.05m
QUANTITY	V2A = 1 un. / V2B = 1 un.
DESCRIPTION	Glazing system HBS "Flush glazing", with laminated glazing 8mm thick (4+4mm), transparent. Fixed panes. Anodized aluminum. With aluminum transom aligned with concrete beams and capitels. Pre-fabricated concrete sill, dim. 25 x 3 cm, spanning the total width of the opening.

SOLAR PROTECTION	Extruded aluminum louvres, fixed, model "SAPA", ref. Q S0190, coated, cor anthracite grey, RAL 7016; 1. Geometry, parts and installation should follow the plan. All dimensions must be confirmed on site; 2. Includes pre-frame in steel profiles, if necessary, for fixing to the wall. 3. Distance between mullions 1030mm. Mullions from the system with 120 x 54mm.

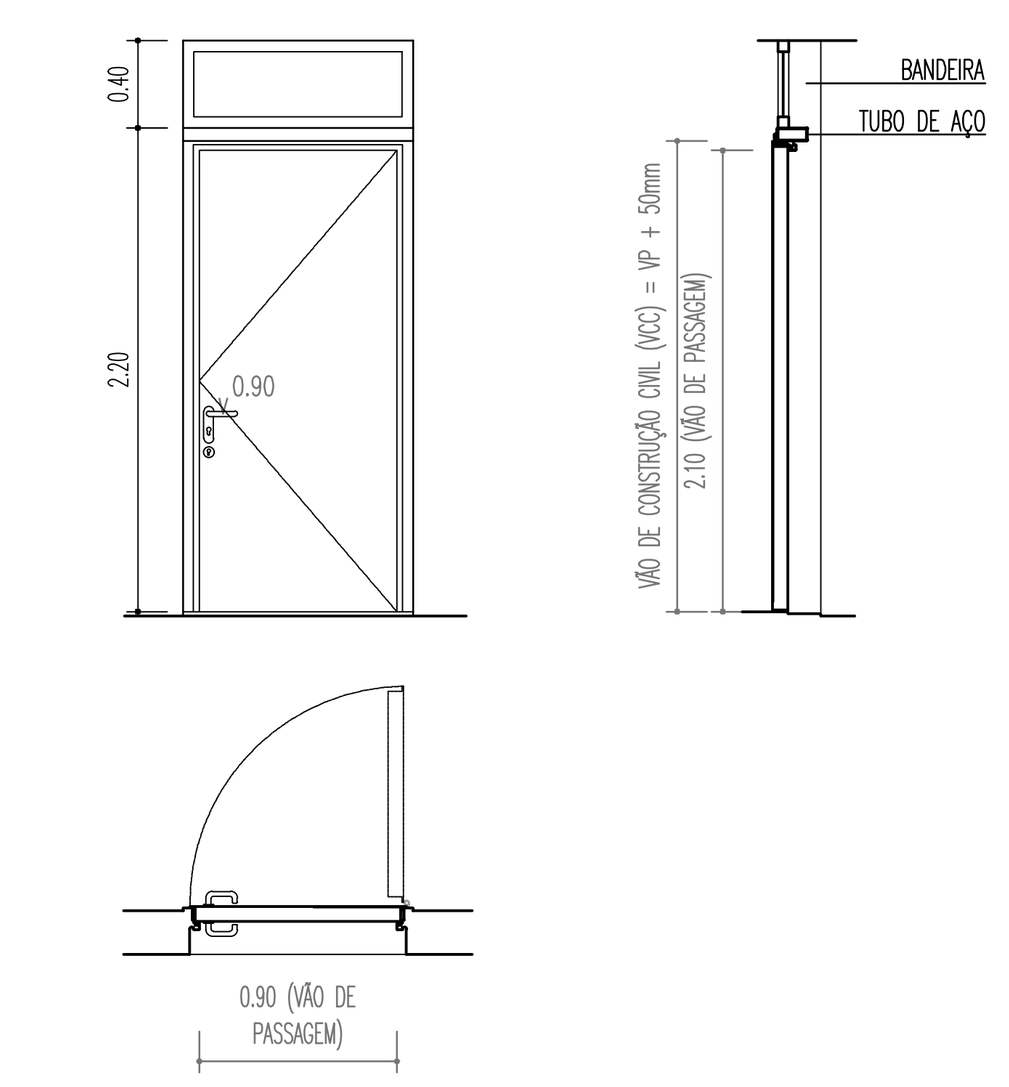

V3

GENERAL		1 hinged leaf door, "TRIA - Schroders" model ASN1 + 1 glazed, aluminum toplight (tramson window)
DIMENSIONS (Height x Width)		2.10 x 0.90 (free-passage dimensions) (1)
QUANTITY		3 un.
PRE-FRAME / FRAME / STOP		On head: steel frame RHS140x60mm with filling of interior with polyurethane foam, by injection. Hinged metal door certified for external installation DIN EN 14351-1. Thermal coeficient (EN ISO 10077-1): U=1.7 w/m²k. Steel frame with 1.5mm thickness (frame F1 - standard), cold-formed and construction by welding, with peripheral sealing gasket, embedded in the frame.
LEAF		Leaf with 68mm thickness, with electro-zinc coated steel frame, constructed by welding, and two electro-zinc coated steel panels with 1.25mm thickness, reinforced inside with steel sheet with 3mm thickness, containing thermal insulating and accoustic materials. Transom window, fixed, in coated aluminum (color identical to door) from "HBS", with laminated glazing "SGG Stadip" 33.1 (6.4mm)
FINISHES		in steel frames and panels: pickling, electro-zinc coating, anti-corrosion primer and synthetic enamel paint, half-gloss, white (RAL 9010); in aluminum frames: coating, half-gloss, white (RAL 9010);
HARDWARE	HINGES	2 welded hinges of the system (per leaf), with a 16mm diameter solid steel pin and movement on thrust ball bearings, allowing an opening up to 180º.
	LOCKS / LATCHES	Anti-panic lock with 1 locking point
	HANDLES	pair of handles, anti-panic, stainless steel, from the system adapted for cylinder (2)
	SPRINGS	Door closer with sliding rail
	ACESSORIES	Satin floor door stop with rubber band "JNF" refª in.13.121.30, Ø30x40mm.
OTHER		216 stainless steel sill, 2.5mm thickness

COMMENTS	(1) Dimensions to install the door: (width of opening + 100mm) x (height of opening + 50mm), to be confirmed with the supplier. (2) height 0.90m
	IMPORTANT: ALL LOCKS SHOULD BE OPENED WITH A MASTER KEY ALL DIMENSIONS MUST BE CHECKED ON SITE, AS WELL AS ALL HARDWARE AND MATERIALS

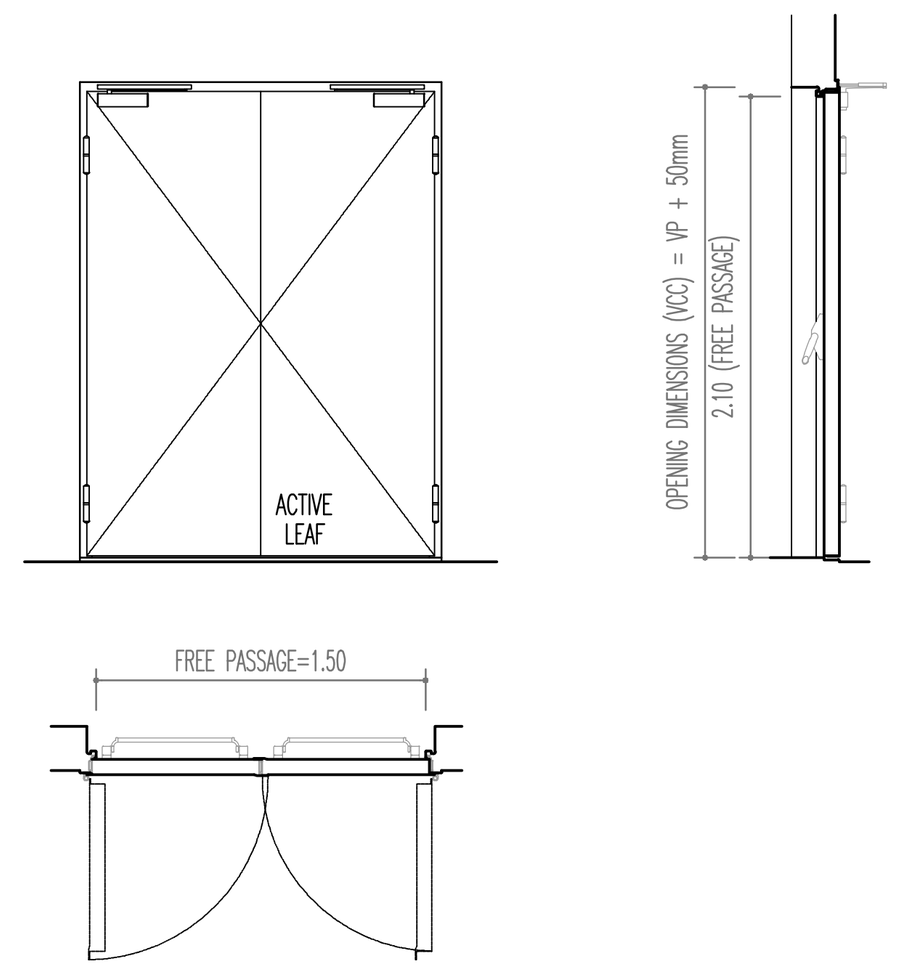

V4

GENERAL		Double hinged door, "TRIA Schroders" Modelo ASN2 (certified for outdoor use)
DIMENSIONS (Height x Width)		2.10 x 1.50 (free-passage dimensions) (1)
QUANTITY		5 un.
PRE-FRAME / FRAME / STOP		Hinged metal door certified for external installation DIN EN 14351-1. Thermal coeficient (EN ISO 10077-1): U=1.7 w/m²k. Steel frame with 1.5mm thickness (frame F1 - standard), cold-formed and construction by welding, with peripheral sealing gasket, embedded in the frame.
LEAF		Leaf with 68mm thickness, with electro-zinc coated steel frame, constructed by welding, and two electro-zinc coated steel panels with 1.25mm thickness, reinforced inside with steel sheet with 3mm thickness, containing thermal insulating and accoustic materials.
FINISHES		Electro-zinc coating and lacquering in standard RAL 9010.
HARDWARE	HINGES	2 welded hinges of the system (per leaf), with a 16mm diameter solid steel pin and movement on thrust ball bearings, allowing an opening up to 180º.
	LOCKS / LATCHES	Anti-panic lock with 1 locking point + counter lock.
	HANDLES	2 standard anti-panic bar with gear unit, tube, cover caps and arms finished in nylon black, inner side (2). No handles outside.
	SPRINGS	Door closers with articulated arms. Door closer with sliding rail with electromagnetic hold-open system.
	ACESSORIES	2 Satin floor door stop with rubber band for heavy doors, "JNF-Heavy-Duty" refª IN.13.011. Silicone gaskets on the inner sides of leafs, from the system .
OTHER		216 stainless steel sill, 2.5mm thickness

COMMENTS	(1) Dimensions to install the door: (width of opening + 100mm) x (height of opening + 50mm), to be confirmed with the supplier. (2) height 0.90m
	IMPORTANT: ALL LOCKS SHOULD BE OPENED WITH A MASTER KEY ALL DIMENSIONS MUST BE CHECKED ON SITE, AS WELL AS ALL HARDWARE AND MATERIALS

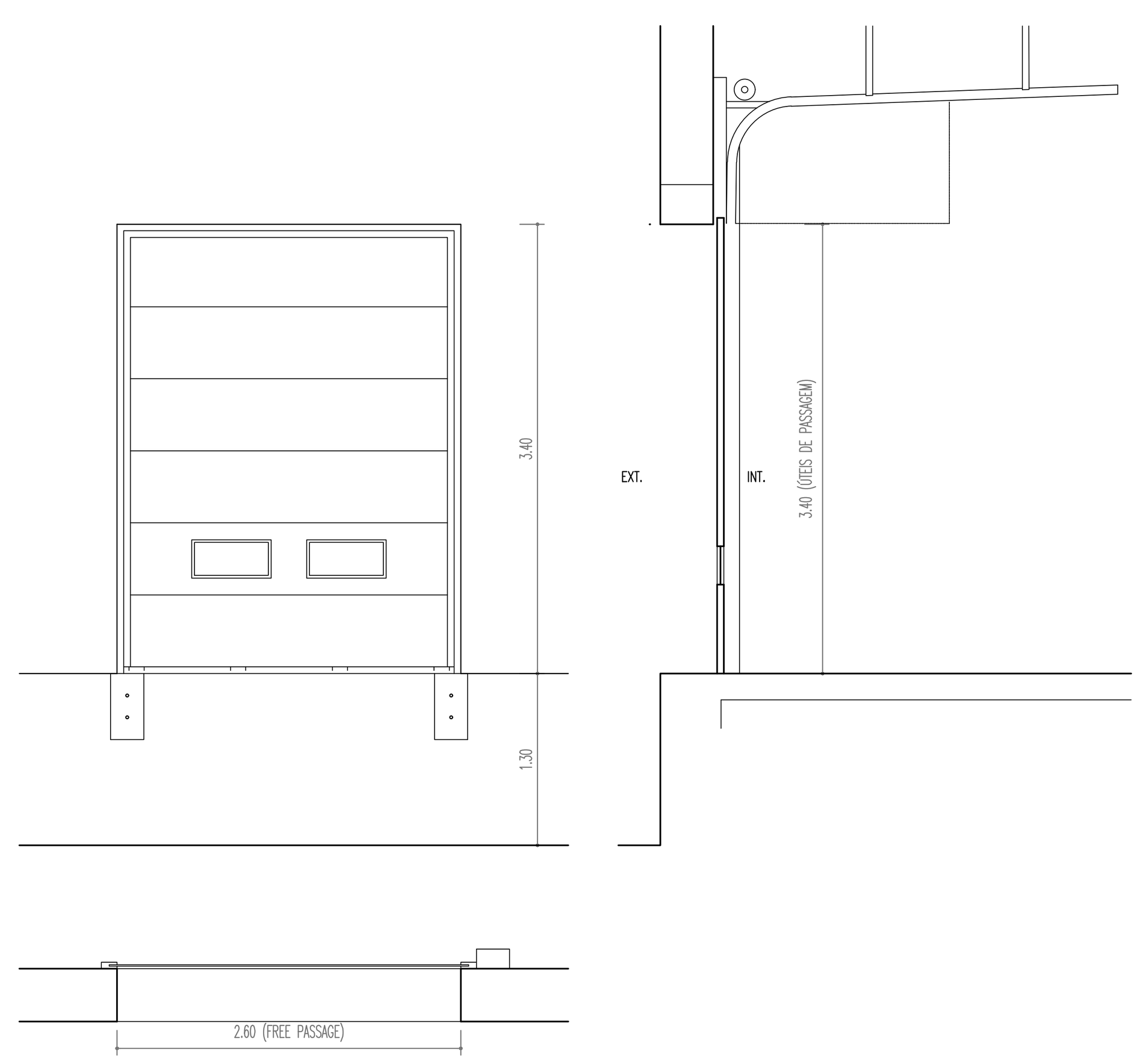

V5

GENERAL	Overhead sectional door, motorized - Crawford Assa Abloy Modelo 1042P
DIMENSIONS (Height x Width)	4.50 x 3.00 (free-passage dimensions)
QUANTITY	4 un.
PERFIS	Insulated panels 42mm thickness and 500mm height, in horizontal sections connected together with hinges. Surface of the panels in pre-coated steel sheet, with inside filled with water blown CFC.free polyurethane (0.9W/m2K, according to PrEN12428). Minimum windload resistance 450N/m2, according to PrEN12424 Classe 2. Standard factory painting (Coating RAL 9010). Includes all components and acessiories from the system, and specifically: windows refª "Darp" with 600x290mm. Seals on all sides (top, side and bottom seal). Bottom seal with flexible EPDM rubber material and O shape, 65mm height. High lift track set with spring package place above the door, 2600mm, standard operation for 20000 cicles, anti corrosive hardware, chains hoists. Spring and cable break device.
MOTOR	Electrical operating system, with CDM9 operator for intensive use, with door control system refª 950. Operation speed of 0.25m/s, voltage supply 230v AC 1 phase 50/60hz. Manual operation (from the inside) in case of power failure. Automatic opening in case of fire, including all connections to security centre.
OTHER	2 high density docking rubber buffer "Crawford", model RB, with steel front, 500x250x90mm. 4 heavy duty wheel guides, galvanized steel, powder coated, Ø168mm, floor installed.

COMMENTS	No handle or opening from the outside. Head and sides of opening in masonry: steel sheet thickness=1,25mm, bolted. Coating identical to sectional door.
	ALL DIMENSIONS MUST BE CHECKED ON SITE, AS WELL AS ALL HARDWARE AND MATERIALS

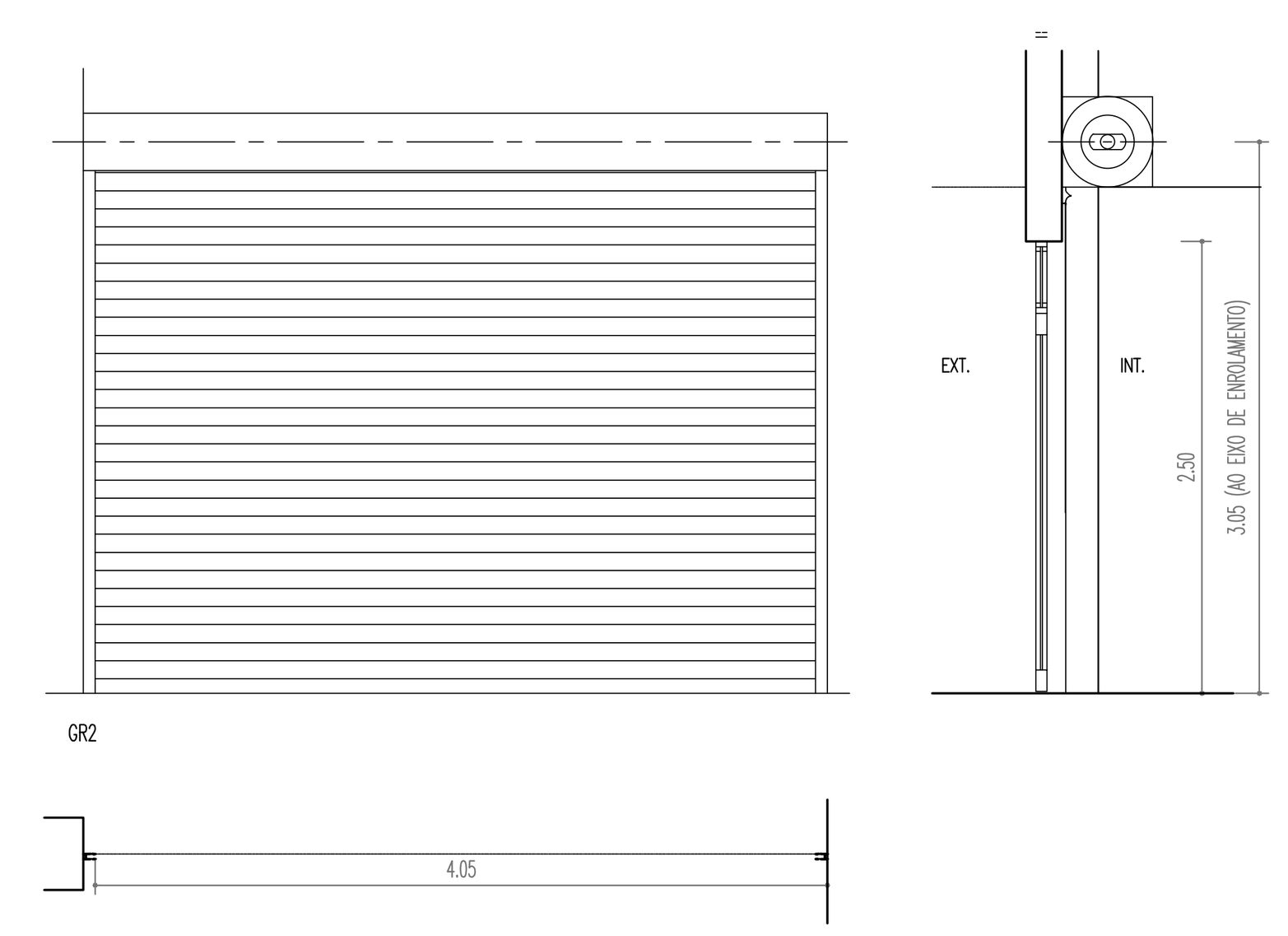

Gd1

GENERAL	1 high frenquency roller shutter
DIMENSIONS (Height x Width)	3.05 (to axis) x 4.05m
QUANTITY	1 un.
DESCRIPTION	High frequency roller shuter in fully galvanized steel, opaque slats (solid slatted), hinged and with top sides in nylon. All acessories and parts from the system included, namely: side tracks in galvanized steel, sealings, gear boxes, chains, fixings, supports, control boxes. Electrically operated. Unit fitted with an emergency hand operator in the event of power failure. All controls installed on the inside.

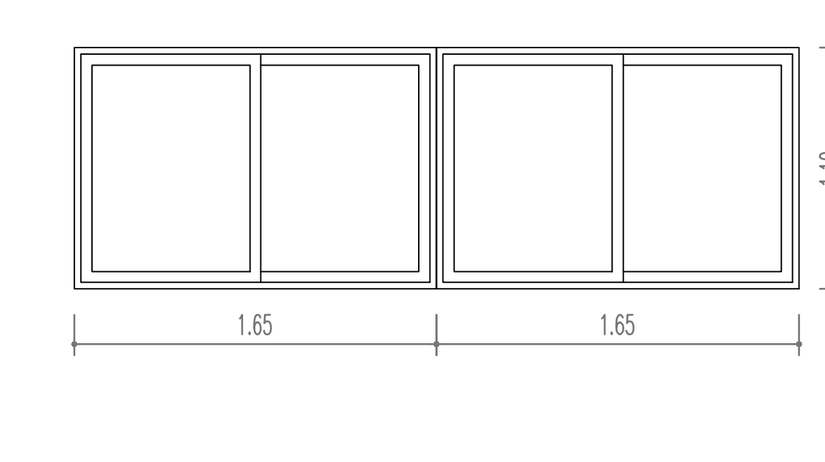

V6A

GENERAL	2 identical windows, each with double sliding leafs.
DIMENSÕES	1,10 x 3,30m
QUANTITY	1 un.
DESCRIPTION	Anodized aluminum frame, "HBS, ref.ª Galaxy Slider - Double slider", with laminated glazing 6mm (3+3mm). Includes all acessories from the system. Pre-fabricated concrete window sill 25 x 3cm, with full width of the opening.

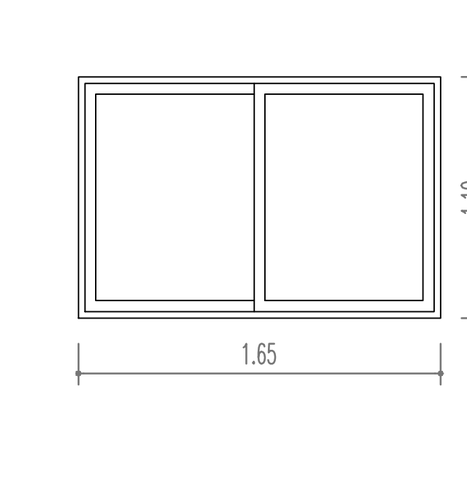

V6B

GENERAL	Double sliding window
DIMENSÕES	1,10 x 1,65m
QUANTITY	2 un.
DESCRIPTION	Anodized aluminum frame, "HBS, ref.ª Galaxy Slider - Double slider", with laminated glazing 6mm (3+3mm). Includes all acessories from the system. Pre-fabricated concrete window sill 25 x 3cm, with full width of the opening.

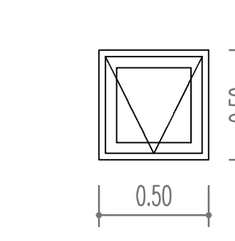

V7

GENERAL	Top hung window, one leaf
DIMENSÕES	50 x 50cm
QUANTITY	1 un.
DESCRIPTION	Anodized aluminum frame, "HBS, ref.ª Casement - Top hung window", with laminated glazing 6mm (3+3mm). Includes all acessories from the system (handles, lock, hinges, sealings). Pre-fabricated concrete window sill 25 x 3cm, with full width of the opening.

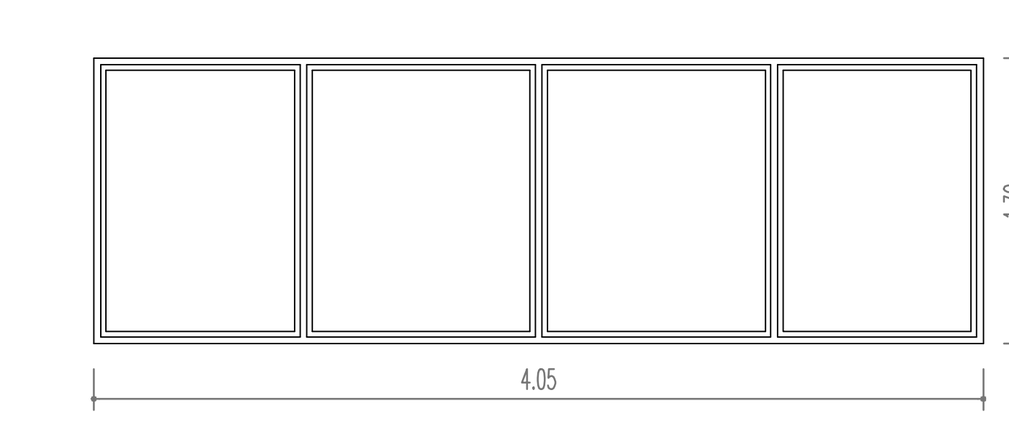

V6B

GENERAL	Fixed window woth four panels
DIMENSÕES	1,30 x 4,05m
QUANTITY	1 un.
DESCRIPTION	Anodized aluminum frame, HBS, ref.ª Shopfront", with laminated glazing 8mm (4+4mm). Includes all acessories from the system. Pre-fabricated concrete window sill 25 x 3cm, with full width of the opening.

REVISION DESCRIPTION DATE

Client
UNDP Moçambique

CONSULMAR
PROJECTISTAS E CONSULTORES
R. JOE SLOVO, 22 4º ANDAR, SALAS 4 A 6. | C.P. 312 MAPUTO

PROJECTO DE REABILITAÇÃO E EXTENSÃO DO ARMAZÉM CENTRAL DA BEIRA

Location: Beira
Stage: EXECUTION PROJECT
Project: Architecture
Drawing: EXTERNAL OPENINGS SCHEDULE
Proj.No.
Scale: 1:50
Date: SEPT.2020
Des.
Drawing
Version
B.02

259_B02_Mapa_Vaos_Exteriores_v4_Eng.dwg

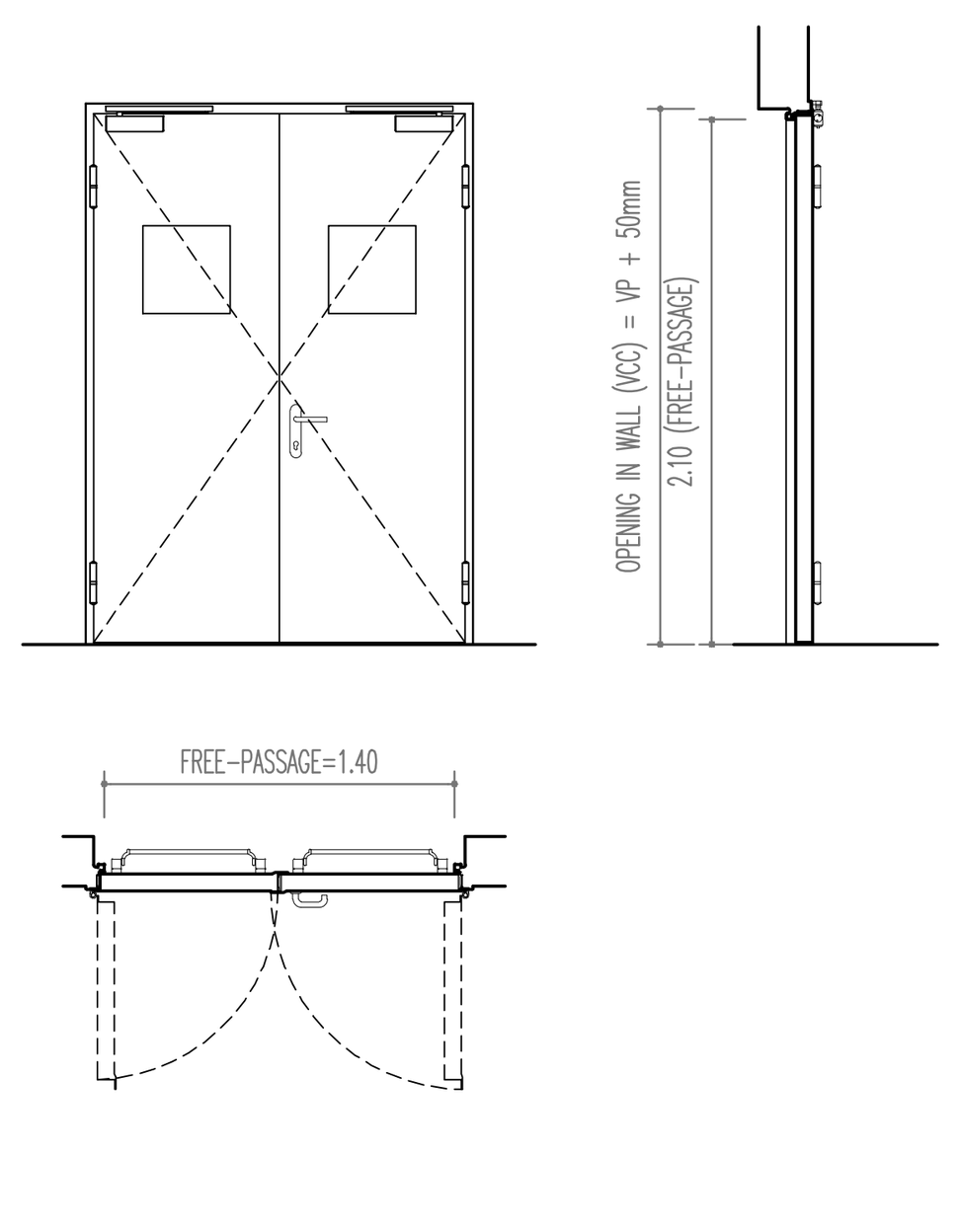

DESCRIPTION	Double hinged leaf metal door "TRIA Schroders" Model ISN2 Type F1, with vision panels
DIMENSIONS (Height x Width)	2.10 x 1.40 (free passage) (1)
QUANTITY	2 UN.
PRE-FRAME / FRAME / STOP	1.5mm thickness steel frame, electro-zinc coated (Frame F1 - Standard), cold-formed and welded, incluing peripheral sealing gasket embedded in the frame.
LEAF	Leaf with 68mm thickness, with electro-zinc coated steel frame, constructed by welding, and two electro-zinc coated steel panels with 1.25mm thickness, reinforced inside with steel sheet with 3mm thickness, containing thermal insulating and accoustic materials. Includes vision panels, from the system 350x350mm.
FINISHING	Electro-zinc coating and lacquering in standard RAL 9010.
HARDWARE – HINGES	2 welded hinges of the system (per leaf), with a 16mm diameter solid steel pin and movement on thrust ball bearings, allowing an opening up to 180º.
HARDWARE – LATCHES / LOCKS	Anti-panic lock with 1 locking point + counter lock.
HARDWARE – HANDLES	2 stainless steel anti-panic lever handle (2). Pair of handles, anti-panic lock, stainless steel, compatible with european cylinder profile (2)
HARDWARE – SPRINGS	Door closer with sliding rail, articulated arms and hold-open system.
HARDWARE – ACESSORIES	2 Satin floor door stop with rubber band for heavy doors, "JNF-Heavy-Duty" refª IN.13.011. Silicone gaskets on the inner sides of leafs, from the system.
OTHER	

Vi1

COMMENTS	(1) Dimensions to install the door: (width of opening + 100mm) x (height of opening + 50mm), to be confirmed with the supplier. (2) height 0.90m
	IMPORTANT: ALL LOCKS SHOULD BE OPENED WITH A MASTER KEY ALL DIMENSIONS MUST BE CHECKED ON SITE, AS WELL AS ALL HARDWARE AND MATERIALS

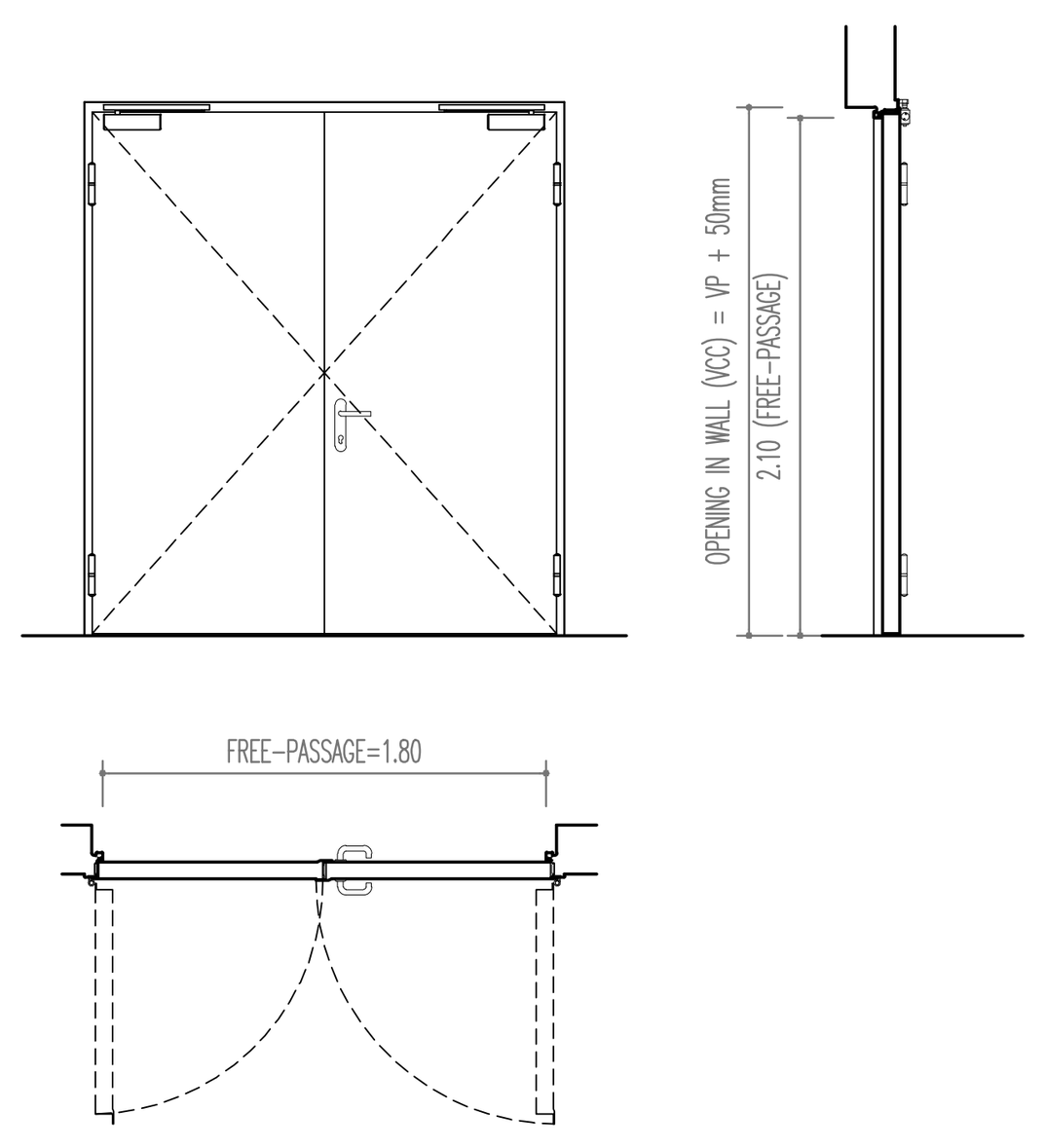

DESCRIPTION	Double hinged leaf metal door "TRIA Schroders" Model ISN2 Type F1
DIMENSIONS (Height x Width)	2.10 x 1.80 (free passage) (1)
QUANTITY	1 UN.
PRE-FRAME / FRAME / STOP	1.5mm thickness steel frame, electro-zinc coated (Frame F1 - Standard), cold-formed and welded, incluing peripheral sealing gasket embedded in the frame.
LEAF	Leaf with 68mm thickness, with electro-zinc coated steel frame, constructed by welding, and two electro-zinc coated steel panels with 1.25mm thickness, reinforced inside with steel sheet with 3mm thickness, containing thermal insulating and accoustic materials.
FINISHING	Electro-zinc coating and lacquering in standard RAL 9010.
HARDWARE – HINGES	2 welded hinges of the system (per leaf), with a 16mm diameter solid steel pin and movement on thrust ball bearings, allowing an opening up to 180º.
HARDWARE – LATCHES / LOCKS	Anti-panic lock with 1 locking point + counter lock.
HARDWARE – HANDLES	Pair of handles, anti-panic lock, stainless steel, compatible with european cylinder profile (2)
HARDWARE – SPRINGS	Door closer with sliding rail, articulated arms and hold-open system.
HARDWARE – ACESSORIES	2 Satin floor door stop with rubber band for heavy doors, "JNF-Heavy-Duty" refª IN.13.011. Silicone gaskets on the inner sides of leafs, from the system.
OTHER	

Vi2

COMMENTS	(1) Dimensions to install the door: (width of opening + 100mm) x (height of opening + 50mm), to be confirmed with the supplier. (2) height 0.90m
	IMPORTANT: ALL LOCKS SHOULD BE OPENED WITH A MASTER KEY ALL DIMENSIONS MUST BE CHECKED ON SITE, AS WELL AS ALL HARDWARE AND MATERIALS

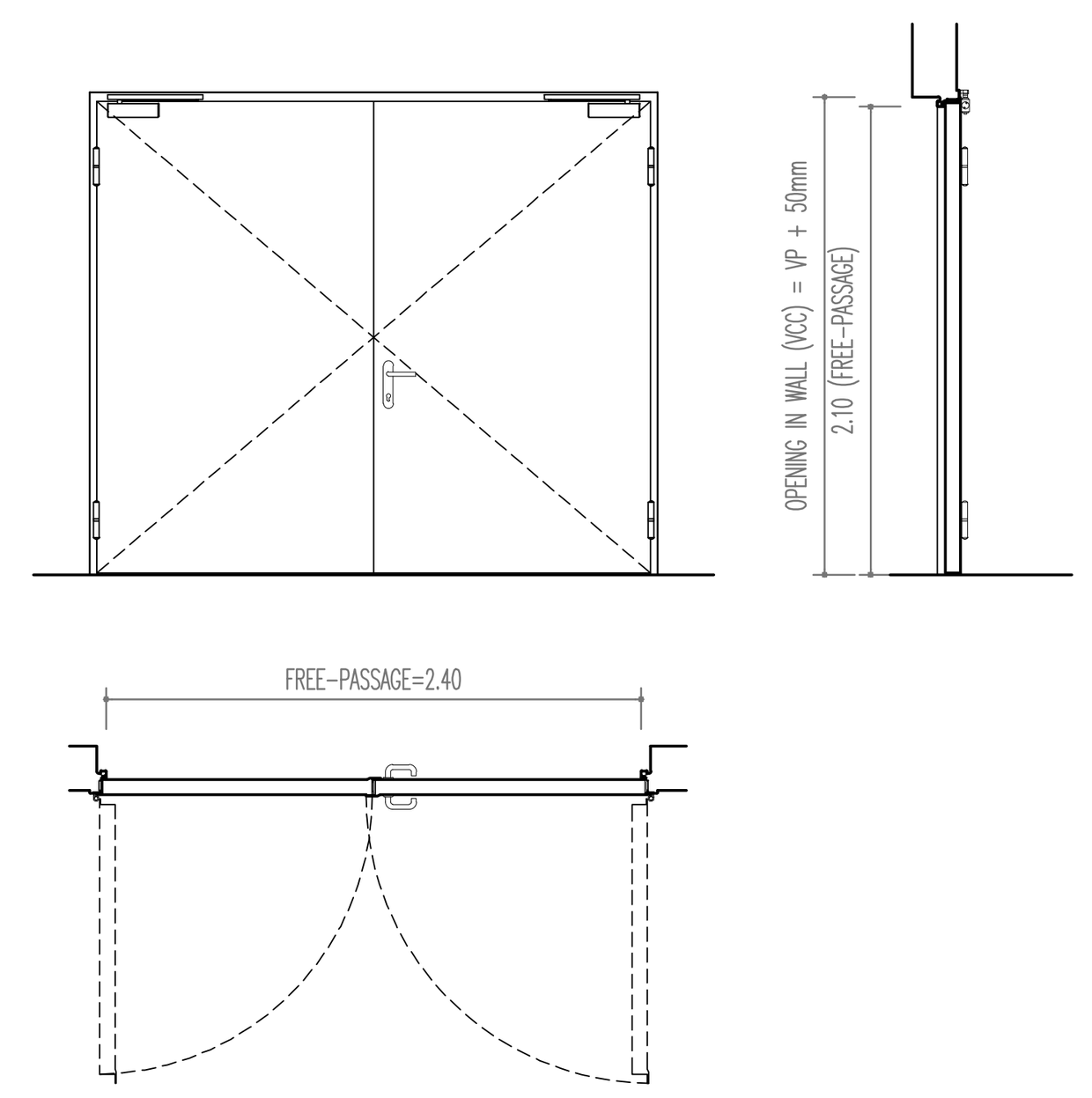

DESCRIPTION	Double hinged metal door, fire resistant E60c, "TRIA Schroders" Model ES2 Type F1
DIMENSIONS (Height x Width)	2.10 x 2.40 (free passage) (1)
QUANTITY	5 UN.
PRE-FRAME / FRAME / STOP	1.5mm thickness steel frame, electro-zinc coated (Frame F1 - Standard), cold-formed and welded, incluing intumescent seal embedded in the frame.
LEAF	Leaf with 68mm thickness, with electro-zinc coated steel frame, constructed by welding, and two electro-zinc coated steel panels with 1.25mm thickness, reinforced inside with steel sheet with 3mm thickness, containing thermal insulating and accoustic materials. Fire resistance classification (EN 1634-1): E60c
FINISHING	Electro-zinc coating and lacquering in standard RAL 9010.
HARDWARE – HINGES	2 welded hinges of the system (per leaf), with a 16mm diameter solid steel pin and movement on thrust ball bearings, allowing an opening up to 180º.
HARDWARE – LATCHES / LOCKS	Anti-panic lock with 1 locking point + counter lock.
HARDWARE – HANDLES	Pair of handles, anti-panic lock, stainless steel, compatible with european cylinder profile (2)
HARDWARE – SPRINGS	Door closer with sliding rail, articulated arms and hold-open system.
HARDWARE – ACESSORIES	2 Satin floor door stop with rubber band for heavy doors, "JNF-Heavy-Duty" refª IN.13.011. Silicone gaskets on the inner sides of leafs, from the system.
OTHER	

Vi3

COMMENTS	(1) Dimensions to install the door: (width of opening + 100mm) x (height of opening + 50mm), to be confirmed with the supplier. (2) height 0.90m
	IMPORTANT: ALL LOCKS SHOULD BE OPENED WITH A MASTER KEY ALL DIMENSIONS MUST BE CHECKED ON SITE, AS WELL AS ALL HARDWARE AND MATERIALS

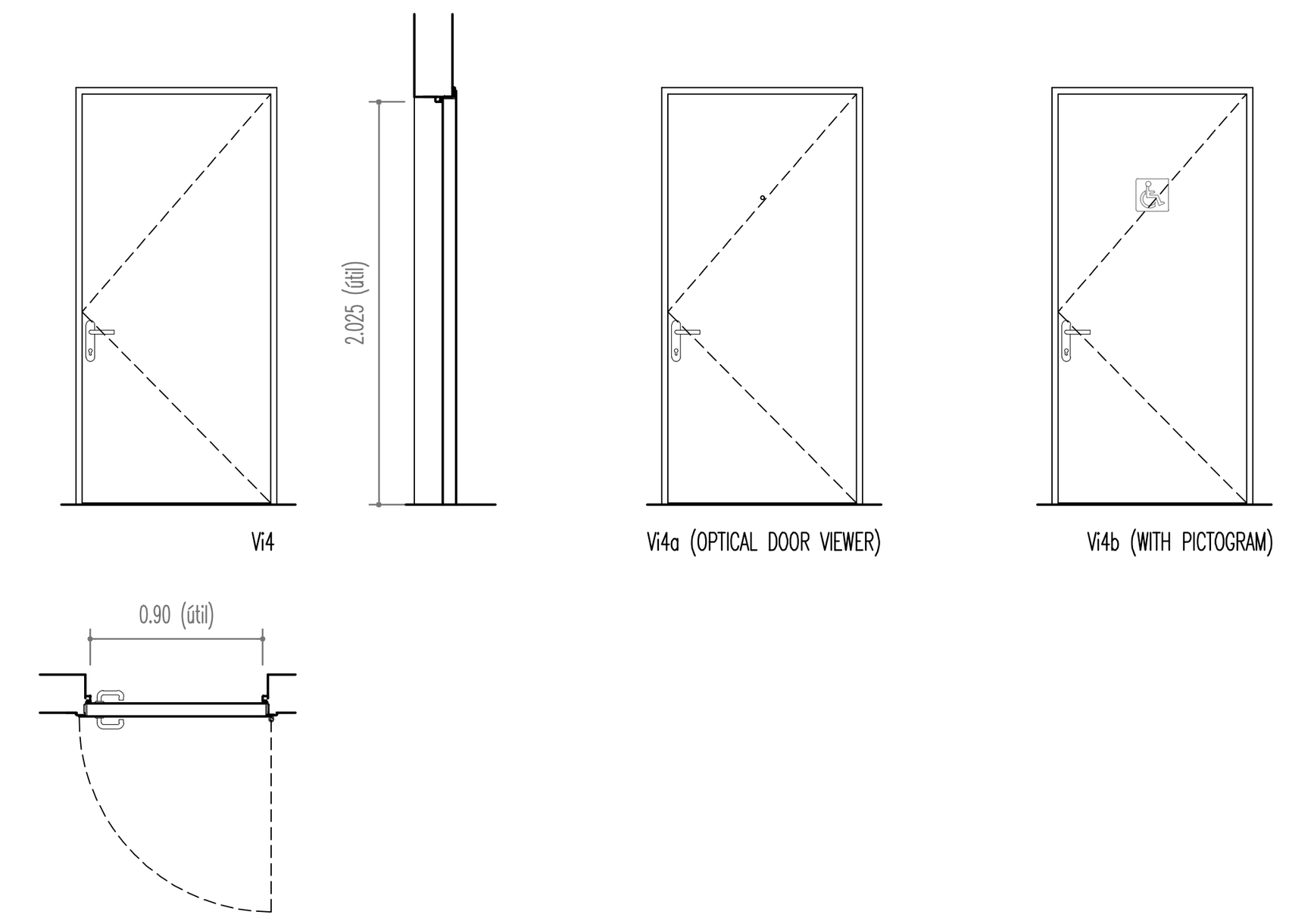

DESCRIPTION	Single hinged leaf metal door "TRIA Schroders" Model ISN1 Type F1
DIMENSIONS (Height x Width)	2.025 x 0.90 (free passage) (1)
QUANTITY	3 UN. (Vi4 = 1 un. / Vi4a = 1 un. / Vi4b = 1 un.)
PRE-FRAME / FRAME / STOP	1.5mm thickness steel frame, electro-zinc coated (Frame F1 - Standard), cold-formed and welded, incluing peripheral sealing gasket embedded in the frame.
LEAF	Leaf with 68mm thickness, with electro-zinc coated steel frame, constructed by welding, and two electro-zinc coated steel panels with 1.25mm thickness, reinforced inside with steel sheet with 3mm thickness, containing thermal insulating and accoustic materials.
FINISHING	Electro-zinc coating and lacquering in standard RAL 9010.
HARDWARE – HINGES	2 welded hinges of the system (per leaf), with a 16mm diameter solid steel pin and movement on thrust ball bearings, allowing an opening up to 180º.
HARDWARE – LATCHES / LOCKS	Anti-panic lock with 1 locking point, from the system, compatible with cylinder (european profile).
HARDWARE – HANDLES	Pair of handles, anti-panic lock, stainless steel, compatible with european cylinder profile (2)
HARDWARE – SPRINGS	Door closer with sliding rail, articulated arms and hold-open system.
HARDWARE – ACESSORIES	Satin floor door stop with rubber band for heavy doors, "JNF-Heavy-Duty" refª IN.13.011. Silicone gaskets on the inner sides of leafs, from the system. In Vi4a: optical door viewer (180°), from the system. In Vi4b: stainless steel pictogram, "Reduced mobility" model "JNF" IN.26.404.A
OTHER	

Vi4

COMMENTS	(1) Dimensions to install the door: (width of opening + 100mm) x (height of opening + 50mm), to be confirmed with the supplier. (2) height 0.90m
	IMPORTANT: ALL LOCKS SHOULD BE OPENED WITH A MASTER KEY ALL DIMENSIONS MUST BE CHECKED ON SITE, AS WELL AS ALL HARDWARE AND MATERIALS

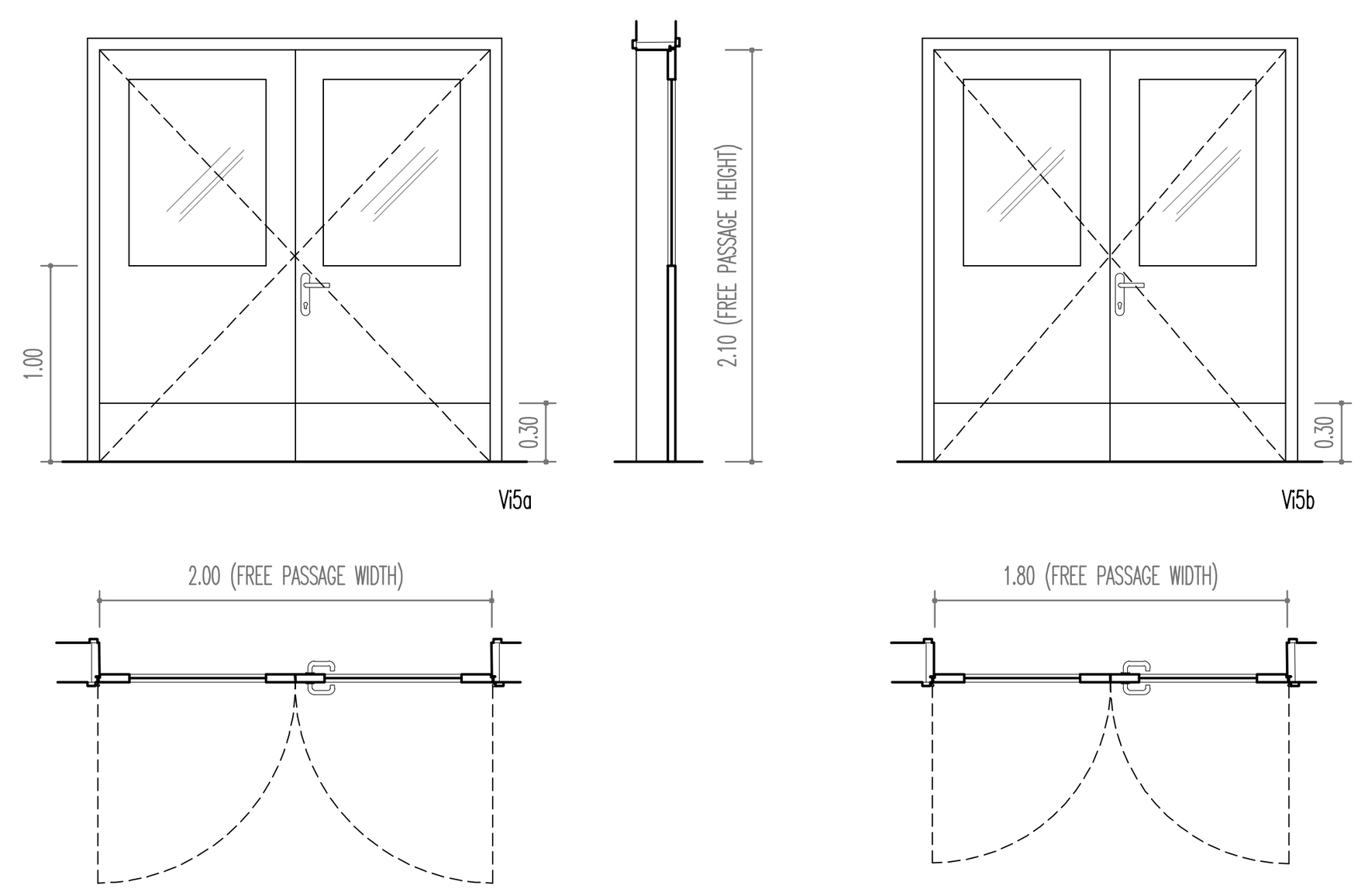

DESCRIPTION	1 flush double door, with glazed view
DIMENSIONS (Height x Width)	Vi5a: 2.10 x 2.00 (free passage) / Vi5b: 2.10 x 1.80 (free passage)
QUANTITY	Vi5a = 1 un. / Vi5b = 1 un.
PRE-FRAME / FRAME / STOP	Frames with stop, casements and removable beads in solid Chanfuta timber, as detailed.
LEAF	Leaf in solid Chanfuta timber, Thickness 45mm, with light glazing in clear glass "SGG Stadip" 44.1 (8.4mm). Removable timber bead for glazing installation on timber frame.
FINISHING	1 coat of Wood Synthetic Primer undecoat "CIN" refª "18-055 Primário/subcapa sintético madeira" + finish with 3 coats of conventional alkyd enamel, matt, "CIN" refª '48-272 Sintecin Fosco', white (RAL 9010).
HARDWARE – HINGES	3 stainless steel hinges with four ball bearings "JNF" refª IN.05.021.100.CF
HARDWARE – LATCHES / LOCKS	Active leaf: mortice door lock for european cilinder, for doors with heavy use, satin stainless steel, "JNF" Refª IN.20.975.60. Passive leaf: pair of flush stainless steel bolts.
HARDWARE – HANDLES	Pair of lever handle with ball bearings, satin stainless steel, 140x55xø19mm, "JNF" refª IN.00.028B.SR (1) integrated with plate with interior spring compatible with european cilinder, 215x45mm, refª IN.03.007.PZ;
HARDWARE – SPRINGS	-
HARDWARE – ACESSORIES	Pair of floor stainless steel door stopper with rubber band "JNF" refª in.13.121.30, Ø30x40mm; Bottom mortice PVC seal, colorless or white, "Athmer", refª SILI II
OTHER	Stainless steel kick protection plates, on both sides of the leaf (2 per leaf), satin,1mm thick, height=300mm.

Vi5a Vi5b

COMMENTS	(1) Height 0.90m
	IMPORTANT: ALL LOCKS SHOULD BE OPENED WITH A MASTER KEY ALL DIMENSIONS MUST BE CHECKED ON SITE, AS WELL AS ALL HARDWARE AND MATERIALS

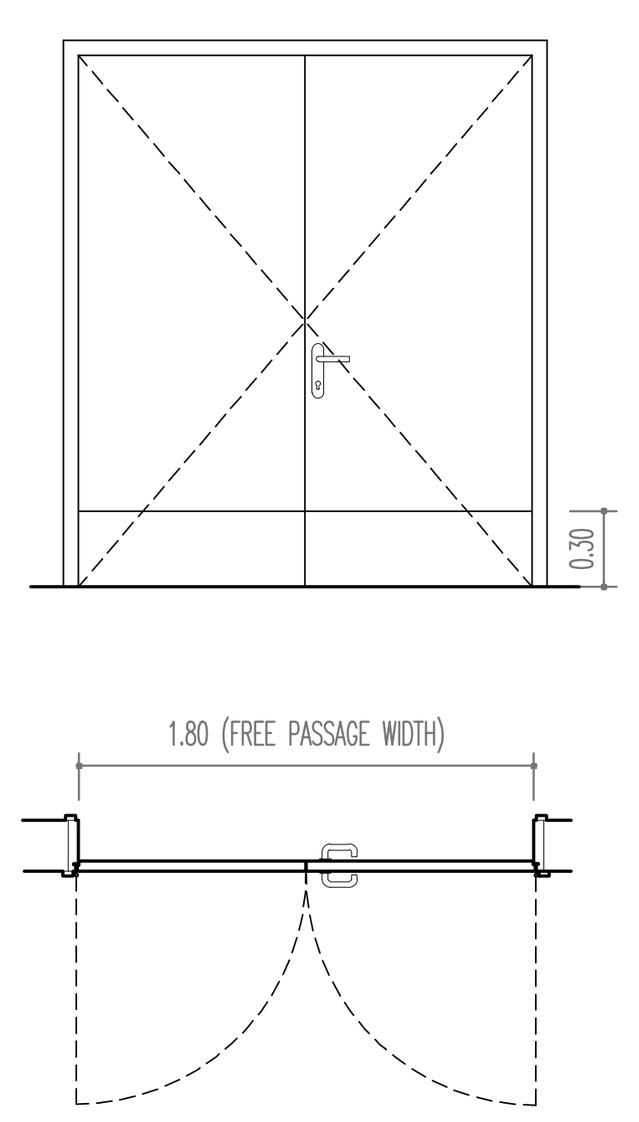

DESCRIPTION	1 flush double door
DIMENSIONS (Height x Width)	2.10 x 1.80 (free passage)
QUANTITY	1 un.
PRE-FRAME / FRAME / STOP	Frames with stop, casements and removable beads in solid Chanfuta timber, as detailed.
LEAF	Leaf in solid Chanfuta timber, Thickness 45mm.
FINISHING	1 coat of Wood Synthetic Primer undecoat "CIN" refª "18-055 Primário/subcapa sintético madeira" + finish with 3 coats of conventional alkyd enamel, matt, "CIN" refª '48-272 Sintecin Fosco', white (RAL 9010).
HARDWARE – HINGES	3 stainless steel hinges with four ball bearings "JNF" refª IN.05.021.100.CF
HARDWARE – LATCHES / LOCKS	Active leaf: mortice door lock for european cilinder, for doors with heavy use, satin stainless steel, "JNF" Refª IN.20.975.60. Passive leaf: pair of flush stainless steel bolts.
HARDWARE – HANDLES	Pair of lever handle with ball bearings, satin stainless steel, 140x55xø19mm, "JNF" refª IN.00.028B.SR (1) integrated with plate with interior spring compatible with european cilinder, 215x45mm, refª IN.03.007.PZ;
HARDWARE – SPRINGS	-
HARDWARE – ACESSORIES	Pair of floor stainless steel door stopper with rubber band "JNF" refª in.13.121.30, Ø30x40mm; Bottom mortice PVC seal, colorless or white, "Athmer", refª SILI II
OTHER	Stainless steel kick protection plates, on both sides of the leaf (2 per leaf), satin,1mm thick, height=300mm.

Vi6

COMMENTS	(1) Height 0.90m
	IMPORTANT: ALL LOCKS SHOULD BE OPENED WITH A MASTER KEY ALL DIMENSIONS MUST BE CHECKED ON SITE, AS WELL AS ALL HARDWARE AND MATERIALS

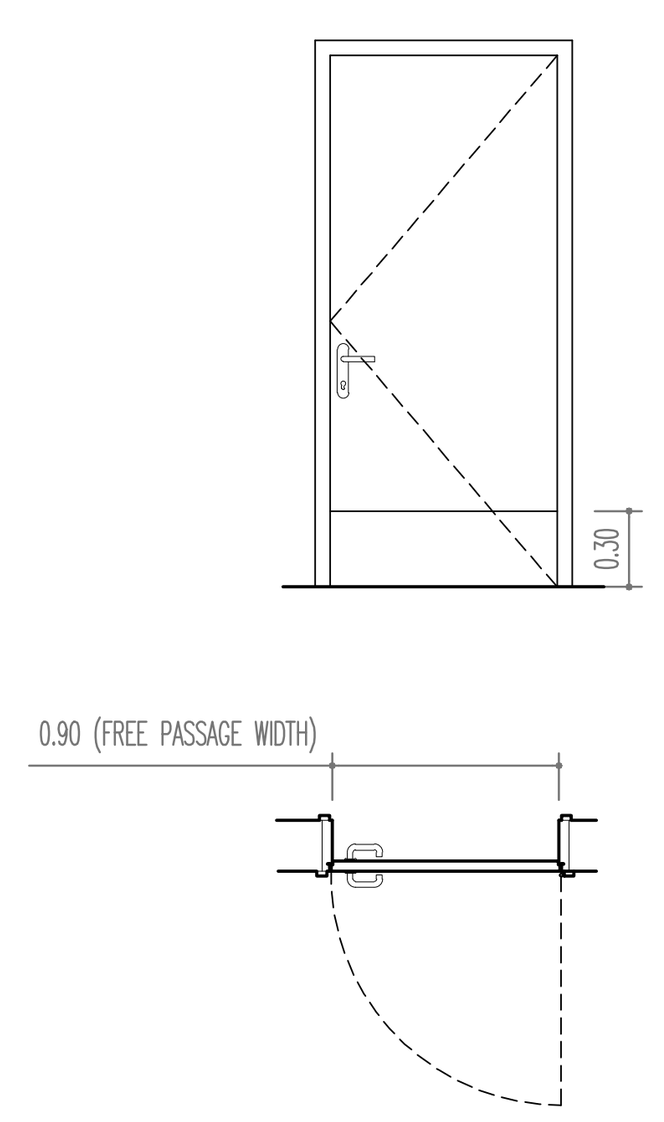

DESCRIPTION	1 flush single door
DIMENSIONS (Height x Width)	2.10 x 0.90 (free passage)
QUANTITY	10 un.
PRE-FRAME / FRAME / STOP	Frames with stop, casements and removable beads in solid Chanfuta timber, as detailed.
LEAF	Leaf in solid Chanfuta timber, Thickness 45mm.
FINISHING	1 coat of Wood Synthetic Primer undecoat "CIN" refª "18-055 Primário/subcapa sintético madeira" + finish with 3 coats of conventional alkyd enamel, matt, "CIN" refª '48-272 Sintecin Fosco', white (RAL 9010).
HARDWARE – HINGES	3 stainless steel hinges with four ball bearings "JNF" refª IN.05.021.100.CF
HARDWARE – LATCHES / LOCKS	Mortice door lock for european cilinder, for doors with heavy use, satin stainless steel, "JNF" Refª IN.20.975.60.
HARDWARE – HANDLES	Pair of lever handle with ball bearings, satin stainless steel, 140x55xø19mm, "JNF" refª IN.00.028B.SR (1) integrated with plate with interior spring compatible with european cilinder, 215x45mm, refª IN.03.007.PZ;
HARDWARE – SPRINGS	-
HARDWARE – ACESSORIES	Floor stainless steel door stopper with rubber band "JNF" refª in.13.121.30, Ø30x40mm; Bottom mortice PVC seal, colorless or white, "Athmer", refª SILI II
OTHER	Stainless steel kick protection plates, on both sides of the leaf (2 per leaf), satin,1mm thick, height=300mm.

Vi7

COMMENTS	(1) Height 0.90m
	IMPORTANT: ALL LOCKS SHOULD BE OPENED WITH A MASTER KEY ALL DIMENSIONS MUST BE CHECKED ON SITE, AS WELL AS ALL HARDWARE AND MATERIALS

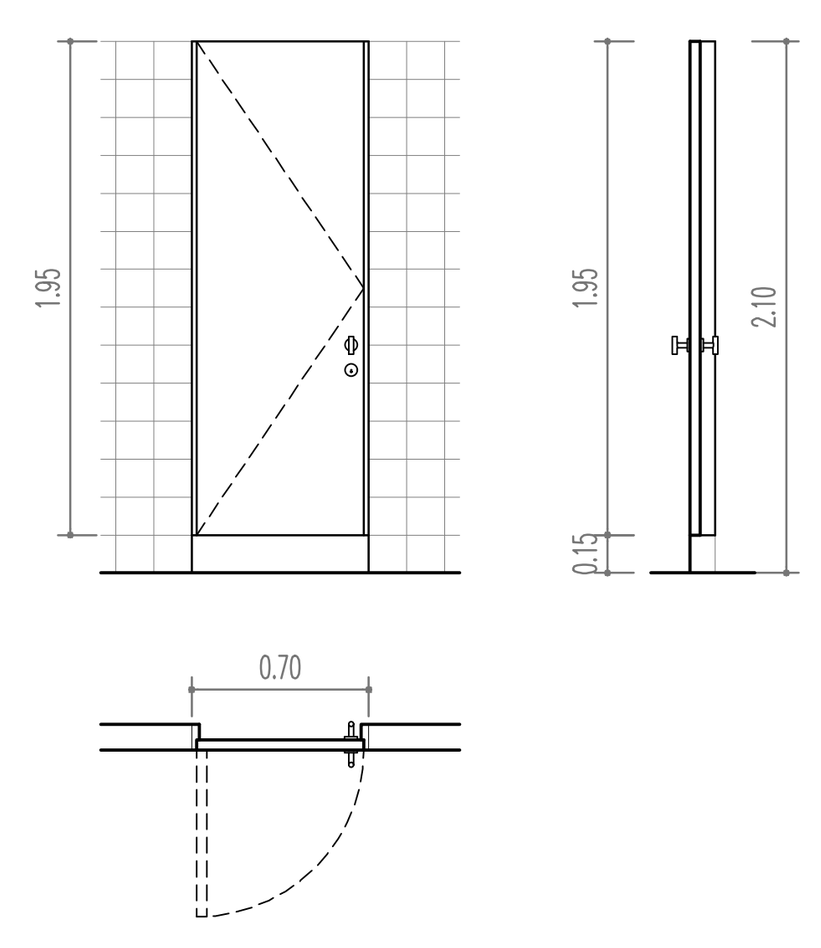

DESCRIPTION	1 flush single door, elevated from floor
DIMENSIONS (Height x Width)	1.95 x 0.70 (1)
QUANTITY	7 un.
PRE-FRAME / FRAME / STOP	Frames with stop, casements and removable beads in solid Chanfuta timber, as detailed.
LEAF	Freme in solid pine wood, laminated core, laminated finish, color white (RAL 9010)
FINISHING	1 demão de primário/subcapa sintético "CIN" refª "18-055 Primário/subcapa sintético madeira" e acabamento final com 3 demãos de esmalte sintético, acabamento mate/liso, "CIN" refª '48-272 Sintecin Fosco', cor branco (RAL 9010).
HARDWARE – HINGES	3 stainless steel lift off hinges, with round corners, "JNF" refª IN.05.019.100.RA
HARDWARE – LATCHES / LOCKS	Adjustable, stainless steel latch for bathrrom to use with snib indicator "JNF" refª IN.20.799.6 + stainless steel bathroom snib indicator with coin slot "JNF" refª IN.04.112.
HARDWARE – HANDLES	Pair of tourniquet handles in stainless steel, fixed, Ø19mm x 70x57mm, with round roseta Ø50mm, "JNF" refª IN.00.052.RC08M (2)
HARDWARE – SPRINGS	-
HARDWARE – ACESSORIES	-
OTHER	-

Vi8

COMMENTS	(1) Leaf elevated 15cm (1 tile) from floor; (2) Height 0.90m
	IMPORTANT: ALL LOCKS SHOULD BE OPENED WITH A MASTER KEY ALL DIMENSIONS MUST BE CHECKED ON SITE, AS WELL AS ALL HARDWARE AND MATERIALS

0.5 1 3m

REVISION	DESCRIPTION	DATE

Client: UNDP Moçambique

CONSULMAR PROJECTISTAS E CONSULTORES
R. JOE SLOVO, 22 4º ANDAR, SALAS 4 A 6. | C.P. 312 MAPUTO

REHABILITATION AND EXPANSION OF THE CENTRAL PHARMACEUTICAL WAREHOUSE

Location: Beira
Stage: EXECUTION PROJECT
Project: Architecture

Drawing: OPENINGS SCHEDULE (INSIDE)

Proj.No. — Scale: 1:50
Date: SEPT.2020 — Des.
Drawing: B.03
Version

259_B03-B05_Mapa_Vaos_Interiores_v6_Eng.dwg

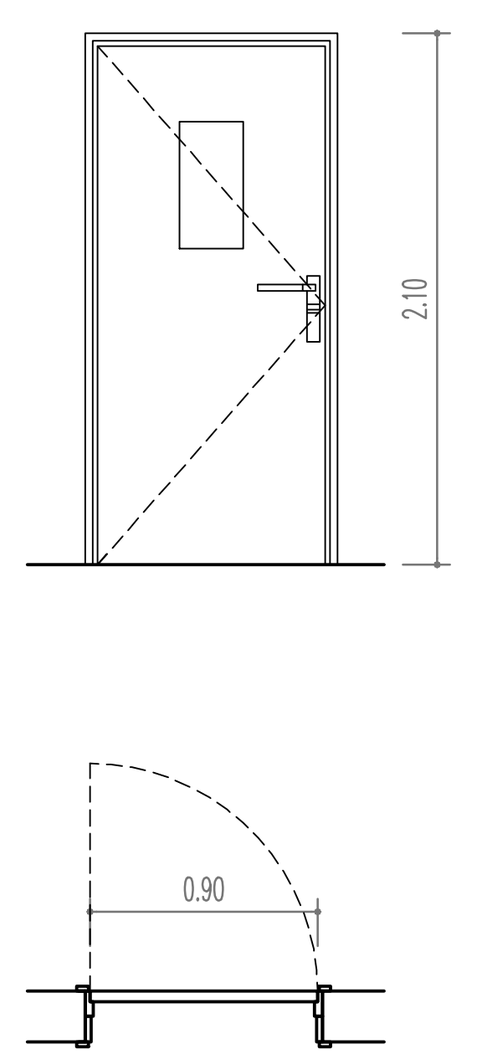

DESCRIPTION	1 hinged door, balistic protection	**Vi9**
DIMENSIONS (Height x Width)	Frame Size : 2100mmH x 970mmW / Wall Opening : 2120mmH x 980W (standard dimensions)	
QUANTITY	1 un.	
PRE-FRAME / FRAME / STOP	High security level strongroom / vault door "Mutual Anti Bandit Door" Ballistic protection (G3): AK 47 assault rifle up to and including 12 gauge shotgun firing Brenneke slugs The door is supplied with a steel frame. The frame is fabricated from 100x50x3mm rectangular tubing.	
LEAF	The door is constructed out of a lamination of high density chip board, and bullet resistant steel (G3 classification) Includes bullet proof view pannel (level G3), dimensions 250x500mm and 53mm thickness.	
FINISHING	from the system	
HARDWARE – HINGES	from the system: ROTON continuous hinges are fitted as standard equipment	
HARDWARE – LATCHES / LOCKS	from the system: Standard locking - Cylinder mortice dead lock with a 5 pin tumbler key system	
HARDWARE – HANDLES	from the system (1)	
HARDWARE – SPRINGS	from the system: Door closure – Heavy Duty TS91	
HARDWARE – ACESSORIES	Floor stainless steel door stopper with rubber band "JNF" refª in.13.121.30, Ø30x40mm;	
OTHER	stainless steel kick / push protection plates, on both sides of the leaf (4 per door)from the system	

COMMENTS	(1) Altura 0.90m IMPORTANT: ALL LOCKS SHOULD BE OPENED WITH A MASTER KEY ALL DIMENSIONS MUST BE CHECKED ON SITE, AS WELL AS ALL HARDWARE AND MATERIALS

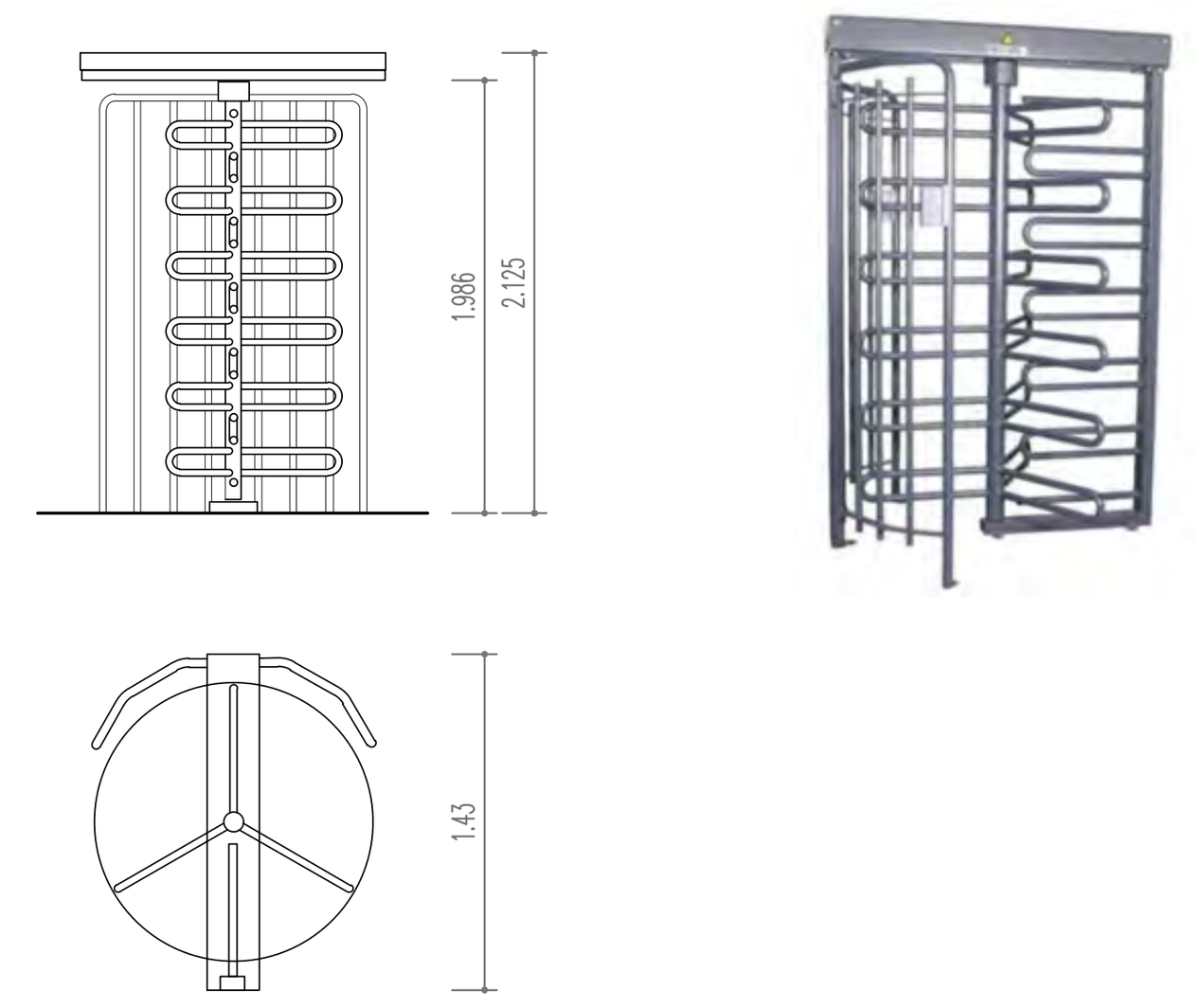

DESCRIPTION	Turnstyle for access control	**Vi10**
DIMENSIONS (Height x Width)	2.125 x 1.43m	
QUANTITY	1 UN.	
CAIXILHO	Steel "Turnstyle", model "TRIUMPH 3 SINGLE" Rotor arm configuration: 3 Arm (120°) Rotor arms: 32mm diameter U-tube arms, spaced 165mm apart	
FINISHING	from the system	
HARDWARE – HINGES		
HARDWARE – LATCHES / LOCKS		
HARDWARE – HANDLES		
HARDWARE – SPRINGS		
HARDWARE – ACESSORIES		
OTHER		

COMMENTS	

INTERVENTIONS IN EXISTING OPENINGS

DESCRIPTION	Double flush door, access to storage A.0.06	**Vei1**
QUANTITY	1 un.	
INTERVENÇÃO	restoration	
DESCRIÇÃO	New painting in frames, casings and leafs. General revision of hardware (hinges, lock, handles). New lock and cylinder (european) and a set of 3 keys. Stainless steel kick protection plates, on both sides of the leaf (2 per leaf), satin,1mm thick, height=300mm.	

DESCRIPTION	Double flush door, in corridor	**Vei2**
QUANTITY	1 un.	
INTERVENÇÃO	restoration	
DESCRIÇÃO	New painting in frames, casings and leafs. General revision of hardware (hinges, lock, handles). New lock and cylinder (european) and a set of 3 keys. Stainless steel kick protection plates, on both sides of the leaf (2 per leaf), satin,1mm thick, height=300mm. Door closer with sliding rail, articulated arms and open-close selector and access control.	

DESCRIPTION	Double flush door, access to storage A.1.14	**Vei3**
QUANTITY	1 un.	
INTERVENÇÃO	restoration	
DESCRIÇÃO	New painting in frames, casings and leafs. General revision of hardware (hinges, lock, handles). New lock and cylinder (european) and a set of 3 keys. Stainless steel kick protection plates, on both sides of each leaf (2 per leaf), satin, 1mm thick, height=300mm.	

DESCRIPTION	Double flush door, access to kitchen / refectory A.1.15	**Vei4**
QUANTITY	1 un.	
INTERVENÇÃO	restoration	
DESCRIÇÃO	New painting in frames, casings and leafs. General revision of hardware (hinges, lock, handles). New lock and cylinder (european) and a set of 3 keys. Stainless steel kick protection plates, on both sides of each leaf (2 per leaf), satin, 1mm thick, height=300mm. Stainless steel pictogram with indication of "meal / cafeteria".	

DESCRIPTION	Single flush door with lateral glazed panel, access to IT room A.1.15	**Vei5A**
QUANTITY	1 un.	
INTERVENÇÃO	restoration	
DESCRIÇÃO	New painting in frames, casings and leafs. Limpeza de vidros (substituição de vidros degradados). General revision of hardware (hinges, lock, handles). New lock and cylinder (european) and a set of 3 keys. Stainless steel kick protection plates, on both sides of each leaf (2 per leaf), satin, 1mm thick, height=300mm.	

DESCRIPTION	Set of fixed glazing, in solid timber and clear glass, access to A.1.09	**Vei5B Vei5C**
QUANTITY	2 un.	
INTERVENÇÃO	demolition	

DESCRIPTION	Double flush door, access to rooms A.1.02, A.1.05 and A.1.09	**Vei6 Vei7 Vei8**
QUANTITY	3 un.	
INTERVENÇÃO	demolition	

DESCRIPTION	Single flush door, access to rooms A.1.10 and A.1.09	**Vei9 Vei10**
QUANTITY	2 un.	
INTERVENÇÃO	demolition	

DESCRIPTION	Single flush door, access to control area A.1.03 / and storage A.1.14	**Vei11**
QUANTITY	2 un.	
INTERVENÇÃO	restoration	
DESCRIÇÃO	New painting in frames, casings and leafs. General revision of hardware (hinges, lock, handles). New lock and cylinder (european) and a set of 3 keys. Stainless steel kick protection plates, on both sides of each leaf (2 per leaf), satin, 1mm thick, height=300mm.	

DESCRIPTION	Single flush door, in A.1.06 and A.1.09	**Vei12 Vei13**
QUANTITY	2 un.	
INTERVENÇÃO	demolition	

DESCRIPTION	Single flush door, access to toilet rooms A.0.19, A.0.20, A.1.16 and A.1.17	**Vei14**
QUANTITY	4 un.	
INTERVENÇÃO	restoration	
DESCRIÇÃO	New painting in frames, casings and leafs. General revision of hardware (hinges, lock, handles). New lock and cylinder (european) and a set of 3 keys. Stainless steel kick protection plates, on both sides of each leaf (2 per leaf), satin, 1mm thick, height=300mm. Stainless steel pictogram "JNF" Ladies / Gents. Aluminum vent, coated (same color of leaf).	

DESCRIPTION	Single flush door, in toilet rooms A.0.19, A.0.20, A.1.16 and A.1.17	**Vei15**
QUANTITY	4 un.	
INTERVENÇÃO	demolition 1 un. (ground floor) + restoration 3 un. (ground floor and first floor)	
DESCRIÇÃO	New painting in frames, casings and leafs. General revision of hardware (hinges, lock, latches, handles).	

DESCRIPTION	Single flush door, in rooms A.0.19 and A.0.20	**Vei16**
QUANTITY	2 un.	
INTERVENÇÃO	demolition	

DESCRIPTION	Single flush door, access to cold chambers A.0.17 and A.0.18	**Vei17A Vei17B**
QUANTITY	2 un.	
INTERVENÇÃO	no intervention	

DESCRIPTION	passage and access to A.0.16	**Vei16**
QUANTITY	1 un.	
INTERVENÇÃO	new sill, satin stainless steel thickness=1.5mm on the threshold between spaces	

IMPORTANT NOTICE: painting scheme in existing painted surfaces:

Surface preparation
If the paint is in good condition: Sand and clean carefully with suitable thinner to remove grease or other previously used maintenance products.
If the pain is not in good condition: removal by scraping carefully or by using blow torch.

Application
Apply 1 coat of Wood Synthetic Primer undercoat "CIN" 18-055".
As finish, apply 3 coats of conventional alkyd enamel, smooth matte, "CIN" refª 48-272 SINTECIN FOSCO.

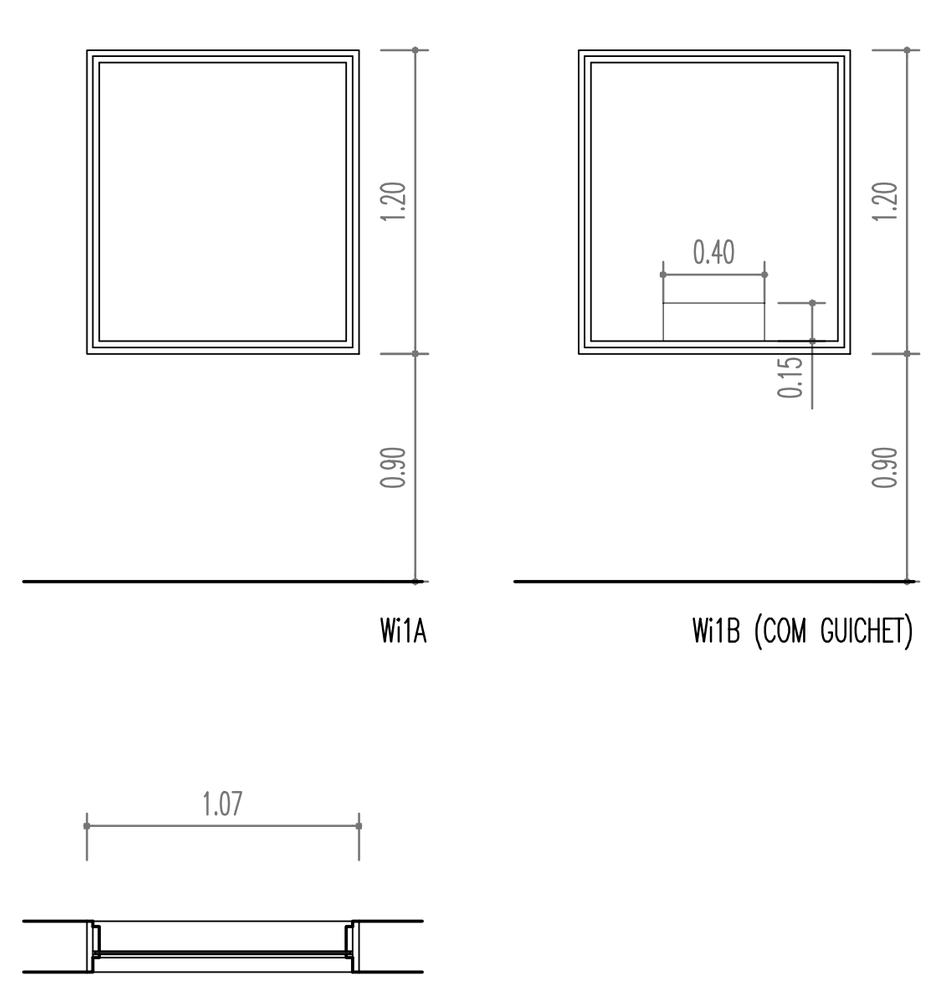

DESCRIPTION	Wi1a - 1 fixed window; Wi1b - 1 fixed window with guichet	**Wi1**
DIMENSIONS (Height x Width)	1.20 x 1.07m	
QUANTITY	Wi1a = 2 un. / Wi1b = 1 un.	
FRAMES / LEAFS	Frames, casements and removable beads in solid Chanfuta timber, as detailed. Thickness 40mm.	
VIDRO	Laminated glazing, with clear glass "SGG Stadip" 44.1 (8.4mm).	
FINISHING	1 coat of Wood Synthetic Primer undecoat "CIN" refª "18-055 Primário/subcapa sintético madeira" + finish with 3 coats of conventional alkyd enamel, matt, "CIN" refª '48-272 Sintecin Fosco', white (RAL 9010).	
HARDWARE E ACESSORIES	-	

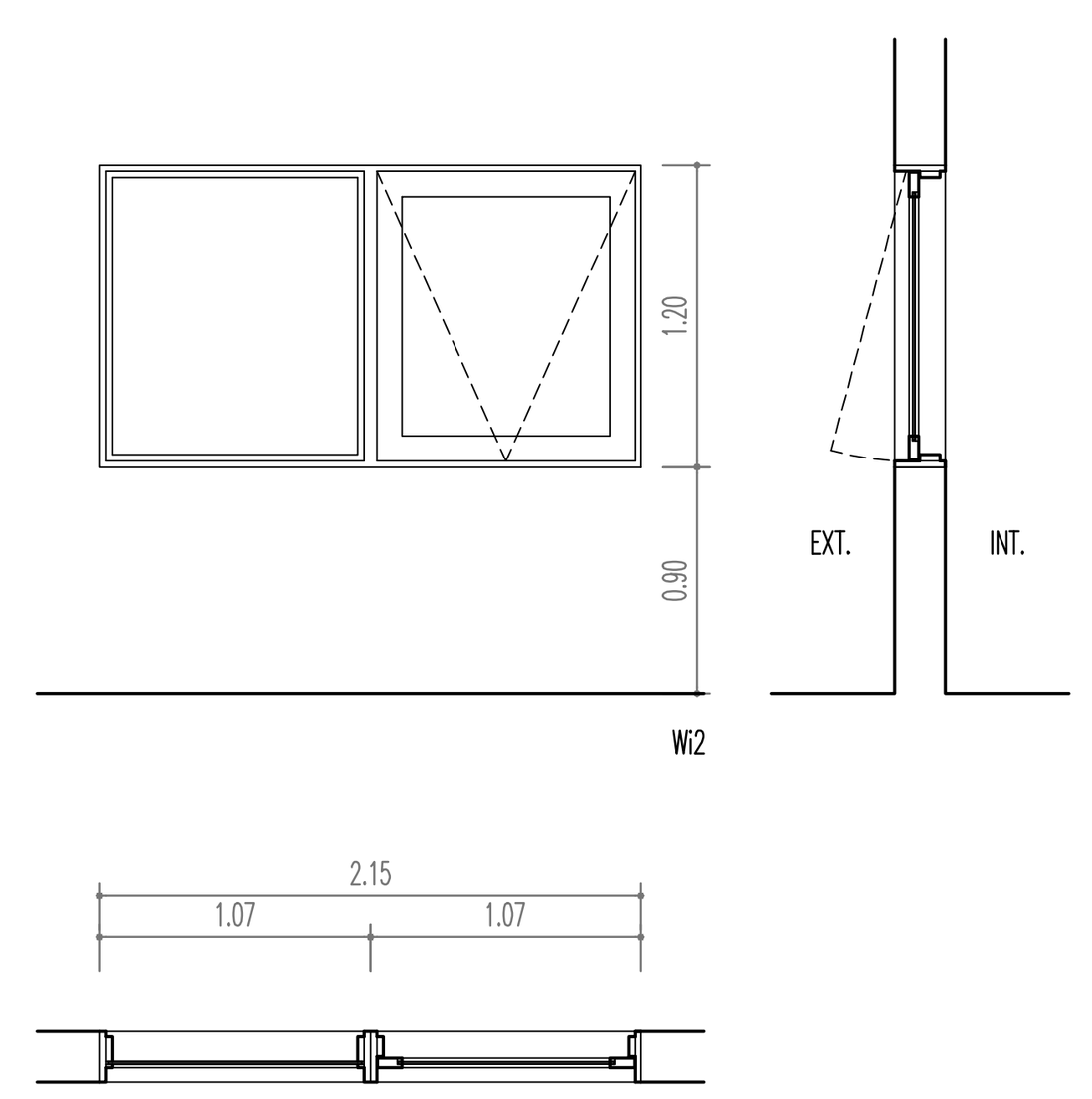

DESCRIPTION	1 fixed light and 1 top hanging window	**Wi2**
DIMENSIONS (Height x Width)	1.20 x 2.15m	
QUANTITY	5 un.	
FRAMES / LEAFS	Frames, casements and removable beads in solid Chanfuta timber, as detailed. Leaf in solid Chanfuta timber, Thickness 40mm.	
VIDRO	Laminated glazing, with clear glass "SGG Stadip" 44.1 (8.4mm).	
FINISHING	1 coat of Wood Synthetic Primer undecoat "CIN" refª "18-055 Primário/subcapa sintético madeira" + finish with 3 coats of conventional alkyd enamel, matt, "CIN" refª '48-272 Sintecin Fosco', white (RAL 9010).	
HARDWARE E ACESSORIES	Stainless steel flush bolt, 2 stainless steel hinges with four ball bearings "JNF" refª IN.05.021.100.CF; Stainless steel window latch to restrict opening;	

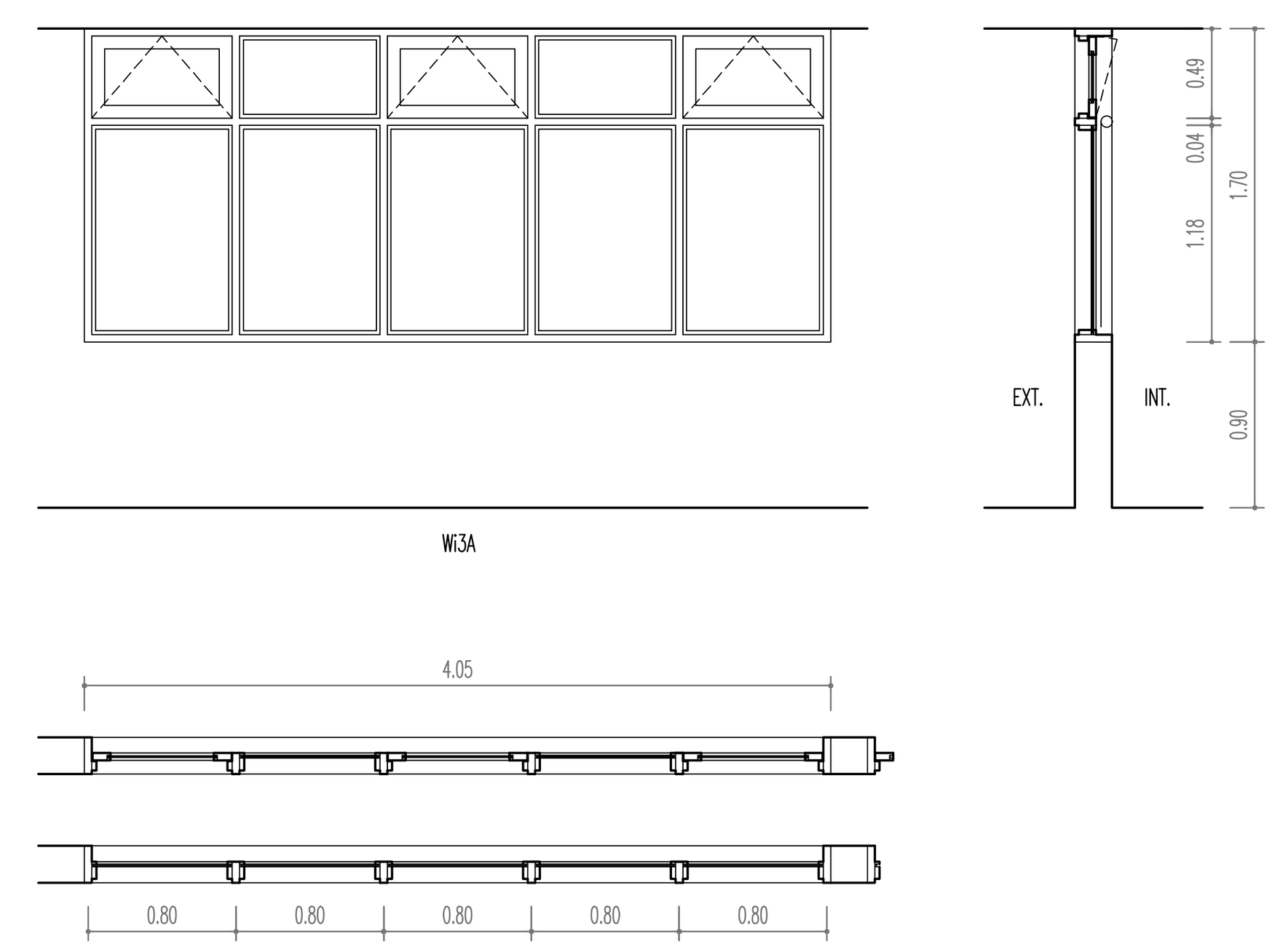

DESCRIPTION	5 fixed lights with 2 fixed top light and 3 tophanging windows	**Wi3a**
DIMENSIONS (Height x Width)	1.70 x 4.05m	
QUANTITY	2 un.	
FRAMES / LEAFS	Frames, casements and removable beads in solid Chanfuta timber, as detailed. Leaf in solid Chanfuta timber, Thickness 40mm.	
VIDRO	Laminated glazing, with clear glass "SGG Stadip" 44.1 (8.4mm).	
FINISHING	1 coat of Wood Synthetic Primer undecoat "CIN" refª "18-055 Primário/subcapa sintético madeira" + finish with 3 coats of conventional alkyd enamel, matt, "CIN" refª '48-272 Sintecin Fosco', white (RAL 9010).	
HARDWARE E ACESSORIES	Per leaf: 1 Stainless steel flush bolt, 2 stainless steel hinges with four ball bearings "JNF" refª IN.05.021.100.CF; Stainless steel window latch to restrict opening;	

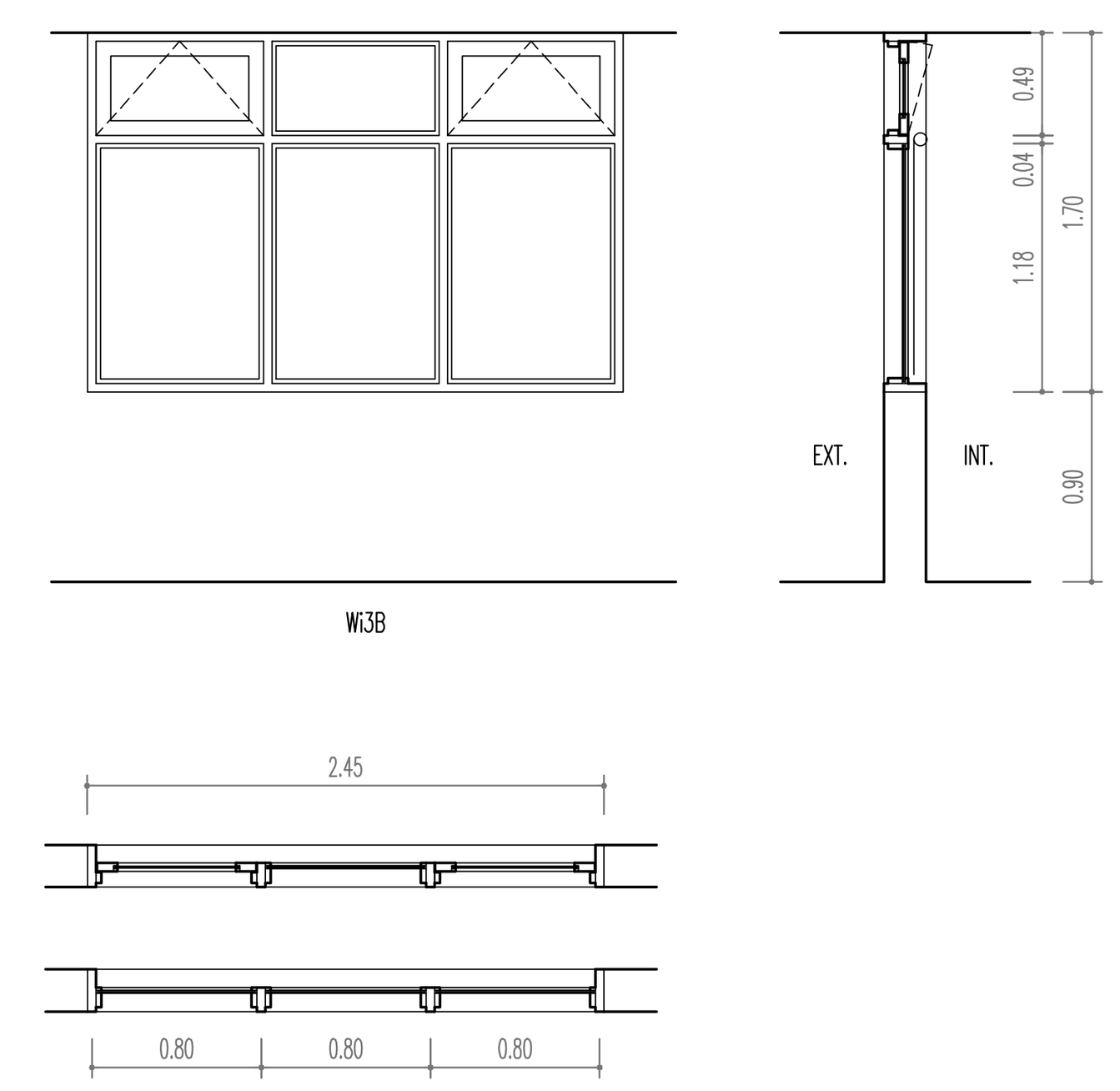

DESCRIPTION	3 fixed lights with 1 fixed toplight and 2 top hanging windows	**Wi3b**
DIMENSIONS (Height x Width)	1.70 x 4.05m	
QUANTITY	2 un.	
FRAMES / LEAFS	Frames, casements and removable beads in solid Chanfuta timber, as detailed. Leaf in solid Chanfuta timber, Thickness 40mm.	
VIDRO	Laminated glazing, with clear glass "SGG Stadip" 44.1 (8.4mm).	
FINISHING	1 coat of Wood Synthetic Primer undecoat "CIN" refª "18-055 Primário/subcapa sintético madeira" + finish with 3 coats of conventional alkyd enamel, matt, "CIN" refª '48-272 Sintecin Fosco', white (RAL 9010).	
HARDWARE E ACESSORIES	Per leaf: 1 Stainless steel flush bolt, 2 stainless steel hinges with four ball bearings "JNF" refª IN.05.021.100.CF; Stainless steel window latch to restrict opening;	

REVISION	DESCRIPTION	DATE

Client
UNDP Moçambique

CONSULMAR
PROJECTISTAS E CONSULTORES
R. JOE SLOVO, 22 4º ANDAR, SALAS 4 A 6. | C.P. 312 MAPUTO

REHABILITATION AND EXPANSION OF THE CENTRAL PHARMACEUTICAL WAREHOUSE

Location: Beira
Stage: EXECUTION PROJECT
Project: Architecture

Drawing
OPENING SCHEDULE (INSIDE)

Proj.No. | Scale: 1:50
Date: SEPT.2020 | Des.
Drawing | B.04
Version

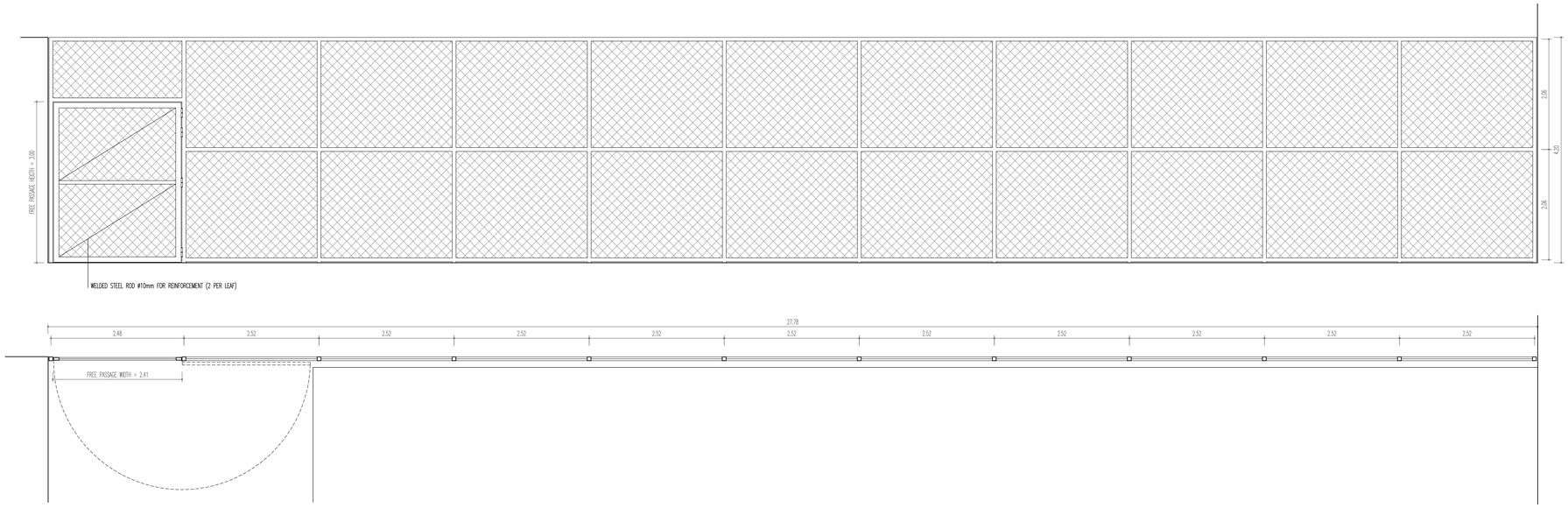

DESCRIPTION	10 fixed panels and 1 hinged door with tramson panel	**Ved1a**
DIMENSIONS (Height x Width)	4.20 x 27.78m (free passage width 3.00 x 2.48m)	
QUANTITY	1 un	

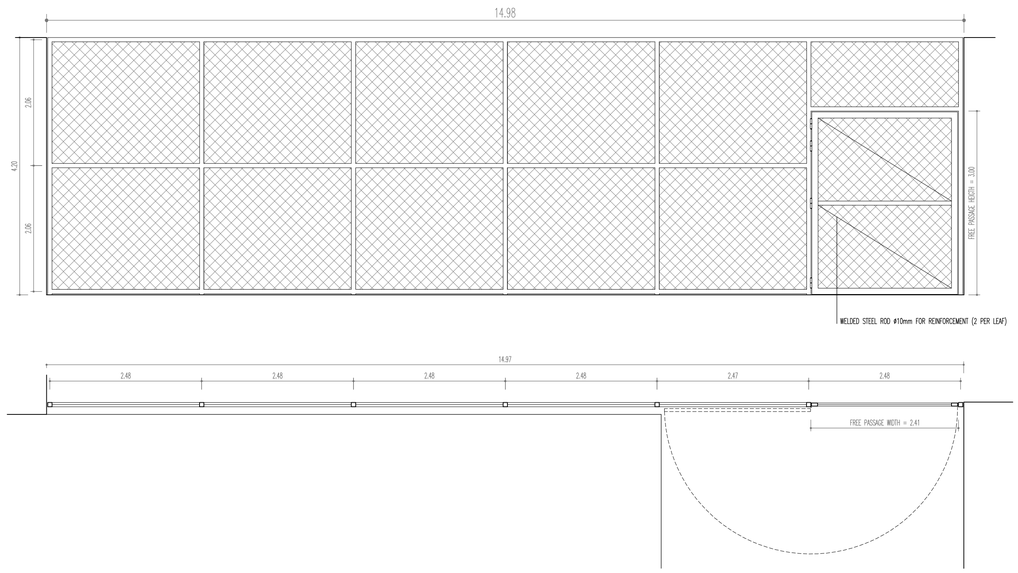

DESCRIPTION	5 fixed panels e 1 hinged door with tramson	**Ved1b**
DIMENSIONS (Height x Width)	4.20 x 27.78m (free passage width 3.00 x 2.48m)	
QUANTITY	1 un	



DESCRIPTION	2 fixed, double height panels	**Ved1c**
DIMENSIONS (Height x Width)	4.20 x 4.00m	
QUANTITY	2 un	

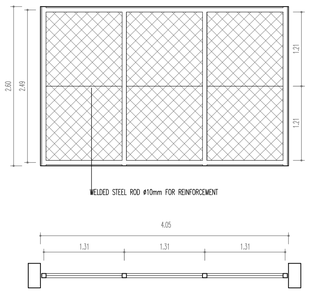

DESCRIPTION	3 fixed panels	**Ved2a**
DIMENSIONS (Height x Width)	2.60x 4.05m (a aferir em obra)	
QUANTITY	1 un	

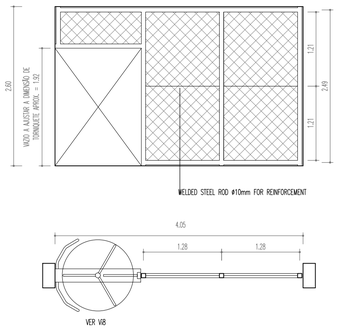

DESCRIPTION	2 fixed panels and tramson, ajusted to V18	**Ved2b**
DIMENSIONS (Height x Width)	2.60x 4.05m (to be confirmed on site)	
QUANTITY	1 un	

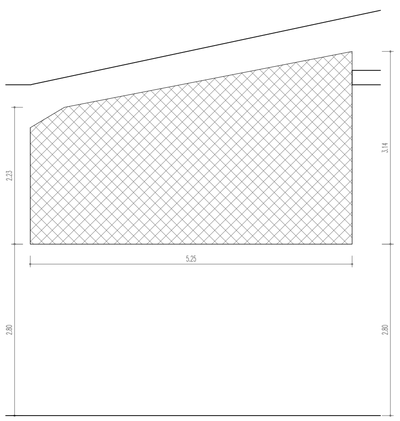

DESCRIPTION	steel expandend mesh	**Ved3**
DIMENSIONS (Height x Width)	2.23 / 3.14 x5.25m (dimensions to be adjusted on site)	
QUANTITY	1 un	
DESCRIÇÃO	Expanded metal mesh V.E.M. 6320H with perimetral steel rods Ø4mm, stainless steel cables with stainless steel fixing to walls and structure. Dimensions should be adjusted on site to prevent any passage through climbing.	

GENERAL	Grates Ved1a, Ved1b, Ved1c, Ved2a and Ved2b
DESCRIPTION	Metal grates with expanded metal mesh V.E.M. 6320H, welded to strucutral steel frame. Steel rod Ø10mm, for reinforcemente, welded to structure. Steel structure in SHS 70x70x4mm, anchored to floor, structure and walls.
DOORS	In Ved1a and Ved1b: door frame of steel RHS 100x50x4mm, with 2 steel tie rods Ø10mm, welded to frame. Leaf panels in expanded metal mesh V.E.M. 6320H. 4 steel heavy duty hinges per leaf. High security padlock / steel barrel bolt + Union padlock SH60BO. Handle in 50mm L steel profile, welded to door. Stop thought steel metal plate with 100x60x5mm welded to jamb.

0.5	1	3m

REVISION	DESCRIPTION	DATE

Client
UNDP Moçambique

CONSULMAR
PROJECTOS E CONSULTORIAS

R. JOE SLOVO, 22 4º ANDAR, SALAS 4 A 6. | C.P. 312 MAPUTO

REHABILITATION AND EXPANSION OF THE CENTRAL PHARMACEUTICAL WAREHOUSE

Location: Beira
Stage: EXECUTION PROJECT
Project: Architecture
Drawing: OPENING SCHEDULE – GRATES
Proj.No.:
Scale: 1:50
Date: SEPT.2020
Des.:
Drawing:
Version:

B.05

259_803-R05_Mapa_Vaos_Interiores_v6_Eng.dwg

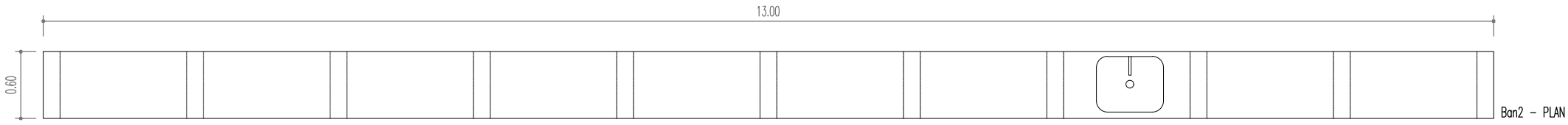

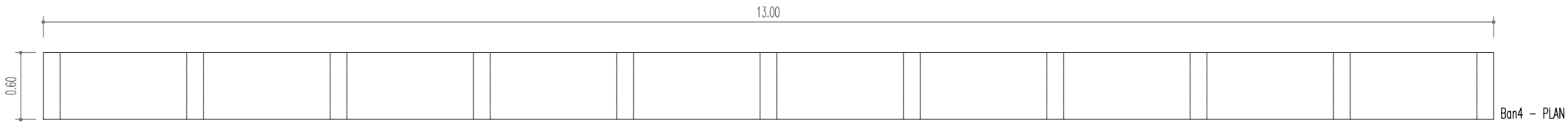

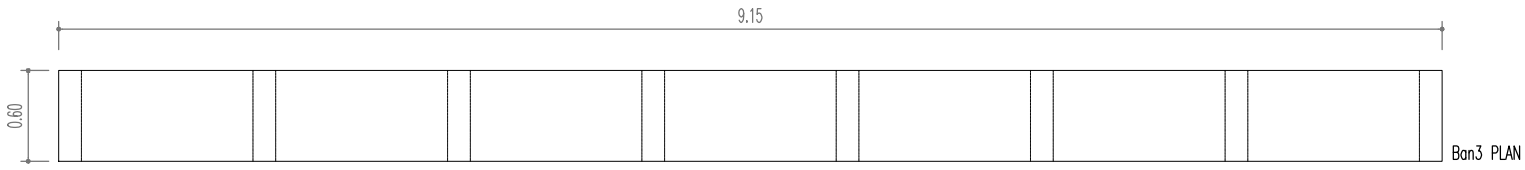

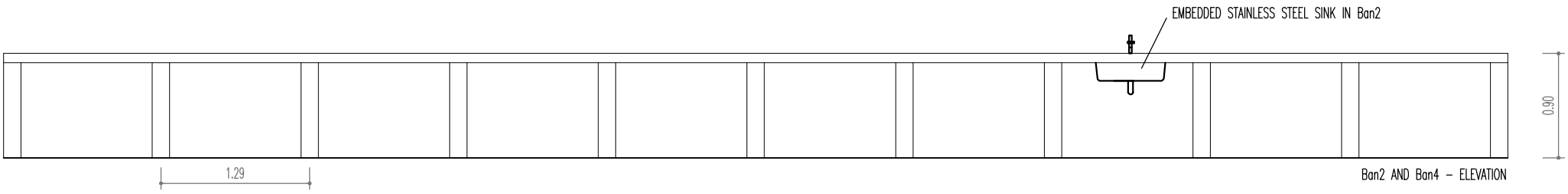

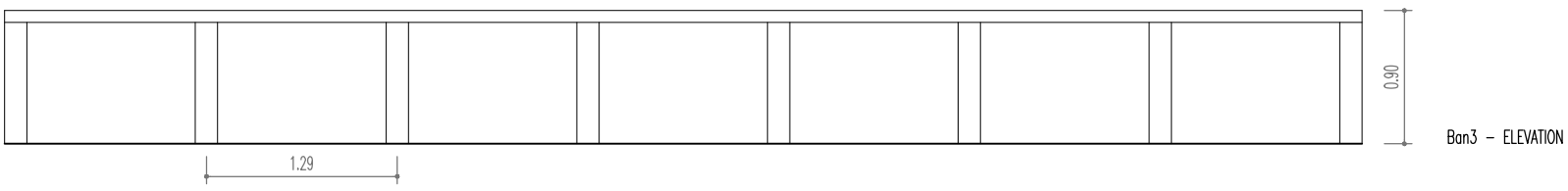

DESCRIPTION		CONCRETE SCREED BENCH	**Ban2 Ban3 Ban4**
DIMENSIONS		Ban2 AND Ban4: 1300 x 60 x 90 cm / Ban3: 915 x 60 x 90 cm	
QUANTITY		Ban2 = 1 ITEM / Ban4 = 1 ITEM. (TOTAL OF TWO ITEMS)	
MATERIALS	STRUCTURE	MASONRY SUPPORTS 15cm, RENDERED AND PAINTED.	
	COUNTER TOP	CONCRETE SCREED BENCH WITH 80mm THICKNESS	
		EMBEDDED STAINLESS STEEL SINK, MODEL "FRANKE" + HIGH SPOUT BENCH MIXER TAP (ONLY IN Ban2)	

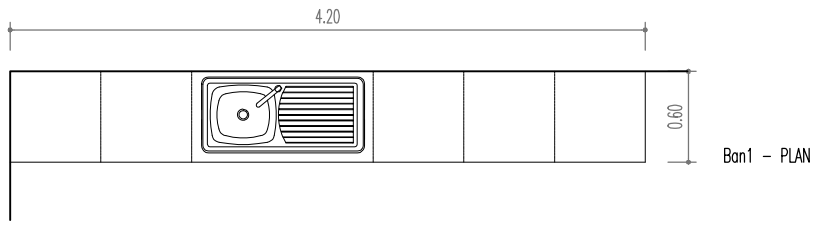

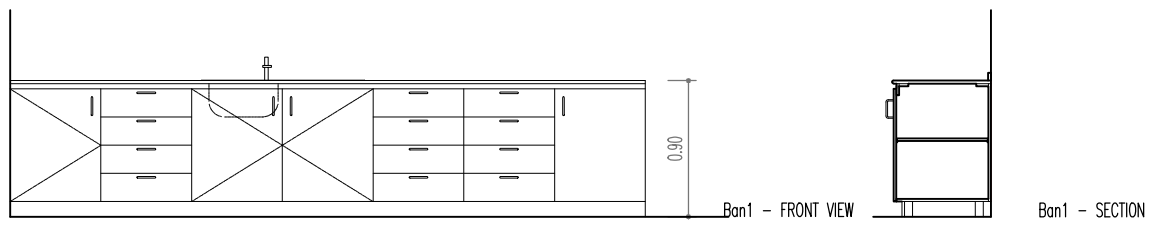

DESCRIPTION		BALCÃO E ARMÁRIO DE APOIO COMPOSTO POR 3 MÓDULOS DE 4 GAVETAS E 4 MÓDULOS COM PORTA E PRATELEIRA INTERMÉDIA	**Ban1**
DIMENSIONS		420 x 60 x 90 cm	
QUANTITY		1 UN.	
MATERIALS	STRUCTURE	CABINET MADE OF HIGHPRESSURE PHENOLIC BOARDS, THICKNESS 15mm, COLOR WHITE	
	COUNTER TOP	QUARTZ, SIMILAR TO SILESTONE, REF. MYTHOLOGY GREY EXPO M, WITH THICKNESS=20mm WITH ROUND EDGE	
		INSET STAINLESS STEEL KITCHEN SINK, WITH ONE BOWL AND DRAINER SIMILAR TO "FRANKE" + HIGH SPOUT MIXER TAP.	
ACESSORIES	HANDLES	RECOMMENDED BY "BLUM", IN ALUMINUM	
	HINGES	METALLIC HINGES (NICKEL) WITH "INSERT / CLIP" SPRING FROM "BLUM" WITH SHOCK ABSORBER "BLUMOTION"	
	DRAWERS	DRAWERS EQUIPPED WITH SLIDES TYPE "TANDEMBOX ANTARO" FROM "BLUM", FULL EXTENSION WITH AUTOMATIC CLOSING SYSTEM (BLUMOTION)	
	SUPPORTS	ADJUSTABLE STEEL SUPPORT	
	BASEBOARD	CLIPPED ALUMINUM PROFILE, NATURAL COLOR	

0.5 | 1 | 3m

REVISION	DESCRIPTION	DATE

Client
UNDP Moçambique

CONSULMAR
PROJECTISTAS E CONSULTORES

R. JOE SLOVO, 22 4º ANDAR, SALAS 4 A 6. | C.P. 312 MAPUTO

REHABILITATION AND EXPANSION OF THE CENTRAL PHARMACEUTICAL WAREHOUSE

Location: Beira
Stage: EXECUTION PROJECT
Project: Architecture

Drawing: CABINET AND BENCH SCHEDULE

Proj.No.
Scale: 1:50
Date: SET.2020
Des.
Drawing
Version

B.06

259_B06_Mapa_bancadas_v2_Eng.dwg

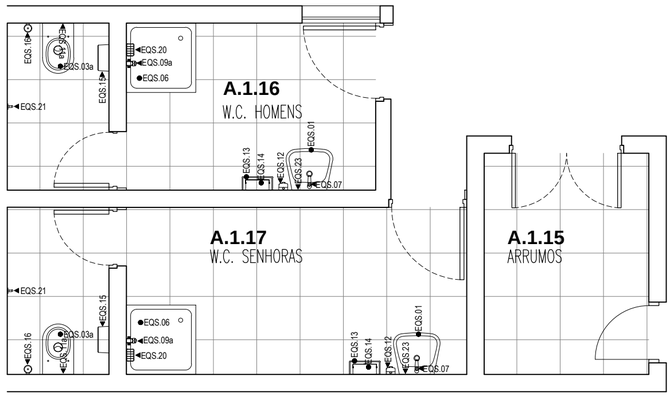

FIRST FLOOR PLAN

INSTALAÇÕES SANITÁRIAS - PRIMEIRO PISO

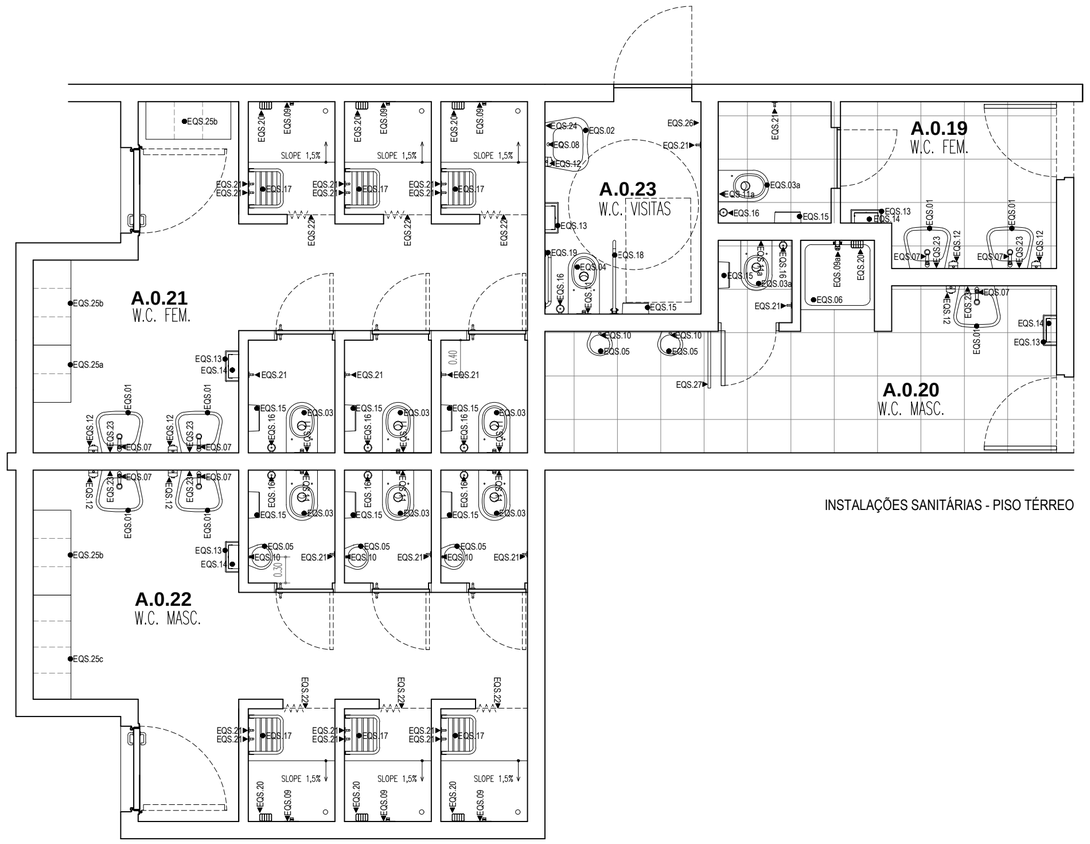

INSTALAÇÕES SANITÁRIAS - PISO TÉRREO

GROUND FLOOR PLAN

SANITARYWARE AND OTHER EQUIPMENTS

SANITARYWARE	EQS.01	BACTERIOSTATIC 304 STAINLESS STEEL WALL MOUNTED WASHBASIN, POLISHED SATIN FINISH, 540x480mm, "DELABIE" MODEL "FRAJU" Ref* 121430, INCLUDING ACCESSORIES AND CHROMED CYLINDER SIPHON;
	EQS.02	BACTERIOSTATIC 304 STAINLESS STEEL WALL MOUNTED WASHBASIN, POLISHED SATIN FINISH, 620x505mm, FOR DISABLED, "DELABIE" MODEL "FRAJU" Ref* 121440, INCLUDING ACCESSORIES AND CHROMED CYLINDER SIPHON;
	EQS.03	BACTERIOSTATIC FLOOR STANDING WC PAN, POLISHED SATIN 304 STAINLESS STEEL (1.5mm) FINISH 360x400x580mm, "DELABIE" MODEL S21 P Ref* 110300, WITH DUROPLAST TOILET SEAT LID, BLACK, WITH STAINLESS STEEL HINGES, SLIMLINE DESIGN, Ref* 102819;
	EQS.03a	FLOOR STANDING WC PAN, WITH VERTICAL WATER INLET, IN BACTERIOSTATIC 304 STAINLESS STEEL, POLISHED SATIN FINISH, 360x400x580mm, "DELABIE 0021 111300", WITH DUROPLAST TOILET SEAT LID, BLACK, WITH STAINLESS STEEL HINGES, SLIMLINE DESIGN, Ref* 102819;
	EQS.04	"DELABIE, 700P" FLOOR-STANDING WC PAN, "Ref. 110700", POLISHED SATIN 304 STAINLESS STEEL FOR PEOPLE WITH REDUCED MOBILITY, 360x400x700mm, WITH DUROPLAST TOILET SEAT LID, BLACK, WITH STAINLESS STEEL HINGES, SLIMLINE DESIGN, Ref* 102819;
	EQS.05	"DELABIE FINO" WALL-HUNG INDIVIDUAL RIMLESS URINAL, TOP EXPOSED WATER INLET, IN BACTERIOSTATIC 304 STAINLESS STEEL 1.2mm, POLISHED SATIN FINISH, Ref* 135110, SUPPLIED WITH CONCEALED WASTE OULET 1"½ AND MOUNTING FRAME;
	EQS.06	RECESSED SHOWER TRAY IN BACTERIOSTATIC 304 STAINLESS STEEL, POLISHED SATIN FINISH, NON-SILP SURFACE, 800x800mm, "DELABIE" Ref* 150300, SUPPLIED WITH 1 1/2" WASTE;
WATER CONTROLS	EQS.07	"DELABIE" TEMPOSTOP 2 TIME FLOW TAP, Ref* 702301, SOLID CHROME-PLATED BRASS BODY, M1/2", SPOUT LENGTH=115mm, WITH AB ANTI-BLOCKING SYSTEM, TAMPERPROOF SCALE-RESISTANT FLOW STRAIGHTENER;
	EQS.08	MECHANICAL BASIN MIXER, SUITABLE FOR PEOPLE WITH REDUCED MOBILITY, H.60 L.100, "DELABIE" Ref* 2221L, CHROME-PLATED BODY WITH REINFORCED FIXING;
	EQS.09	TEMPOMIX SHOWER KIT, WALLMOUNTED, STANDARD RECESSING HOUSING, SINGLE 3/4" CONTROL TIME FLOW, STAINLESS STEEL WALL PLATE 160x160mm, CHROME-PLATED TAMPERPROOF SCALE-RESISTANT ROUND SHOWER HEAD WITH AUTOMATIC FLOW RATE REGULATION, "DELABIE" MODEL TEMPOMIX Ref* 790709;
	EQS.09a	"DELABIE" TEMPOMIX SHOWER KIT, SINGLE CONTROL TIME FLOW, Ref* 790001, TEMPOMIX 3/4" SINGLE CONTROL MIXER, CHROME-PLATED TAMPERPROOF, SCALE-RESISTANT TONIC JET SHOWER HEAD WITH AUTOMATIC FLOW RATE REGULATION. CHROME-PLATED SOLID BRASS;
	EQS.10	URINAL KIT FOR STRAIGHT URINAL, "DELABIE" Ref* 777015, INCLUDING IN-LINE VALVE TEMPOSTOP Ref* 777000 AND NECK TUBE REF* 752000;
	EQS.11	"DELABIE - TEMPOFLUX 1" DIRECT FLUSH VALVE, Ref* 761627, SATIN FINISH STAINLESS STEEL PLATE 220x170mm, INTEGRATED STOPCOK AND FLOW/VOLUME RATE ADJUSTER, SOLID BRASS BODY AND CHROME-PLATED PUSH-BUTTON;
	EQS.11a	"DELABIE - TEMPOFLUX 1" DIRECT FLUSH VALVE, Ref* 761627, SATIN FINISH STAINLESS STEEL PLATE 220x170mm, INTEGRATED STOPCOK AND FLOW/VOLUME RATE ADJUSTER, SOLID BRASS BODY AND CHROME-PLATED PUSH-BUTTON;
ACESSORIES	EQS.12	WALL-MOUNTED LIQUID SOAP DISPENSER, 1 LITRE, VANDAL-RESISTANT MODEL WITH LOCK AND STANDARD DELABIE KEY, ONE-PIECE HINGED COVER, ANTI-BLOCKING, STAINLESS STEEL 1mm, 90x105x252mm AISI304 BACTERIOSTÁTICO, "DELABIE" Ref* 510582;
	EQS.13	WALL-MOUNTED 304 STAINLESS STEEL BIN, 25 LITRES, POLISHED SATIN STAINLESS STEEL 1mm, 155x355x460mm, "DELABIE" Ref* 510461S;
	EQS.14	WALL-MOUNTED PAPER TOWEL DISPENSER, FOR 500 SHEETS, POLISHED SATIN 304 STAINLESS STEEL, 120x275x360mm, "DELABIE" Ref* 510601S, WITH LOCK AND STANDARD DELABIE KEY;
	EQS.15	JUMBO TOILET PAPER DISPENSER, 400m, POLISHED SATIN 304 STAINLESS STEEL, ONE-PIECE HINGED COVER WITH LOCK AND STANDARD, WITH BACK-PIECE, "DELABIE" Ref* 2912. DIMENSIONS: Ø305mm, DEPTH 135mm;
	EQS.16	WALL-MOUNTED TOILET BRUSH SET, WITH ANTI-THEFT LOCK FOR FIXING, POLISHED SATIN 304 STAINLESS STEEL, PLASTIC BOWL WITH RESERVOIR, DIM. Ø90x330mm, "DELABIE" Ref* 4048S;
	EQS.17	FOLDING SEAT (VERTICAL / HORIZONTAL) IN 304 STAINLESS STEEL, SATIN FINISH, 450x400mm, SEAT WITH 4 SLOTS 1.7mm THICKNESS, TUBE FRAME Ø32mm, INCLUDING WALL BRACKETS, ROUNDED EDGES, "MEDICLINICS" Ref* AM0201CS;
	EQS.18	BASIC DROP-DOWN GRAB BAR Ø32mm, FOR PEOPLE WITH REDUCED MOBILITY, LENGHT 850mm, POLISHED SATIN 304 STAINLESS STEEL, "DELABIE" Ref* 35164S;
	EQS.19	BASIC STRAIGHT GRAD BAR Ø32mm FOR PEOPLE WITH REDUCED MOBILITY, 600mm, POLISHED SATIN 304 STAINLESS STEEL, "DELABIE" Ref* 350506S;
	EQS.20	WALL-MOUNTED, RECTANGULAR WIRE SOAP BASKET, POLISHED STAINLESS STEEL, 100x130x34mm, "DELABIE" Ref* 569;
	EQS.21	SATIN STAINLESS STEEL COAT HOOK, SHORT VERSION, POLISHED SATIN 304 STAINLESS STEEL, TUBE Ø20mm, THICKNESS 1mm, Ø62x65x73mm, "DELABIE" REF* 4043S;
	EQS.22	SHOWER HANGING ROD, 304 STAINLESS STEEL, POLISHED, ø20mm + PVC SHOWER CURTAIN, COLOR WHITE;
	EQS.23	GLASS MIRROR WITH 304 STAINLESS STEEL ANGLE FRAME, SATIN FINISH 19x19mm, "BOBRICK" Ref* B-290. MIRROR IN FLOAT GLASS 6mm THICKNESS;
	EQS.24	TILT MIRROR WITH 304 STAINLESS STEEL ANGLE FRAME, SATIN FINISH 19x19mm, "BOBRICK" Ref* B-294. MIRROR IN FLOAT GLASS 6mm THICKNESS;
	EQS.25a	DOUBLE LOCKER IN STEEL SHEET, THICKNESS 0.8mm, COMPOSED OF 2 INDIVIDUAL LOCKERS WITH 660x435x1900mm, WITH INNER SHELF AND STEEL HANGING ROD, "LEMIS" Ref* LF02.1;
	EQS.25b	TRIPLE LOCKER IN STEEL SHEET THICKNESS 0.8mm, COMPOSED OF 3 INDIVIDUAL LOCKERS, WITH 980x435x1900mm, WITH INNER SHELF AND STEEL HANGING ROD, "LEMIS" Ref* LF03.1;
	EQS.25c	QUADRUPLE LOCKER IN STEEL SHEET THICKNESS 0.8mm, COMPOSED OF 4 INDIVIDUAL LOCKERS, WITH 1200x435x1900mm, WITH INNER SHELF AND STEEL HANGING ROD, "LEMIS" Ref* LF04.1;
	EQS.26	WARNING SYSTEM PLACED AT FLOOR HEIGHT BETWEEN 0.40m AND 0.60m;
	EQS.27	WALL MOUNTED PHENOLIC BOARD, COLOR TO BE DEFINED, INCLUDING STAINLESS STEEL SUPPORTS, DIMENSIONS 65X90cm.

0.5 | 1 | 3m

REVISION	DESCRIPTION	DATE

Client
UNDP Moçambique

CONSULMAR
ARQUITECTURA & CONSULTORIA

R. JOE SLOVO, 22 4º ANDAR, SALAS 4 A 6. | C.P. 312 MAPUTO

REHABILITATION AND EXPANSION OF THE CENTRAL PHARMACEUTICAL WAREHOUSE

Location: Beira
Stage: EXECUTION PROJECT
Project: Architecture
Drawing: DPP1 – SANITÁRIOS
Proj.No.
Scale: 1:50
Date: SET.2020
Des.
Drawing
Version

C.01

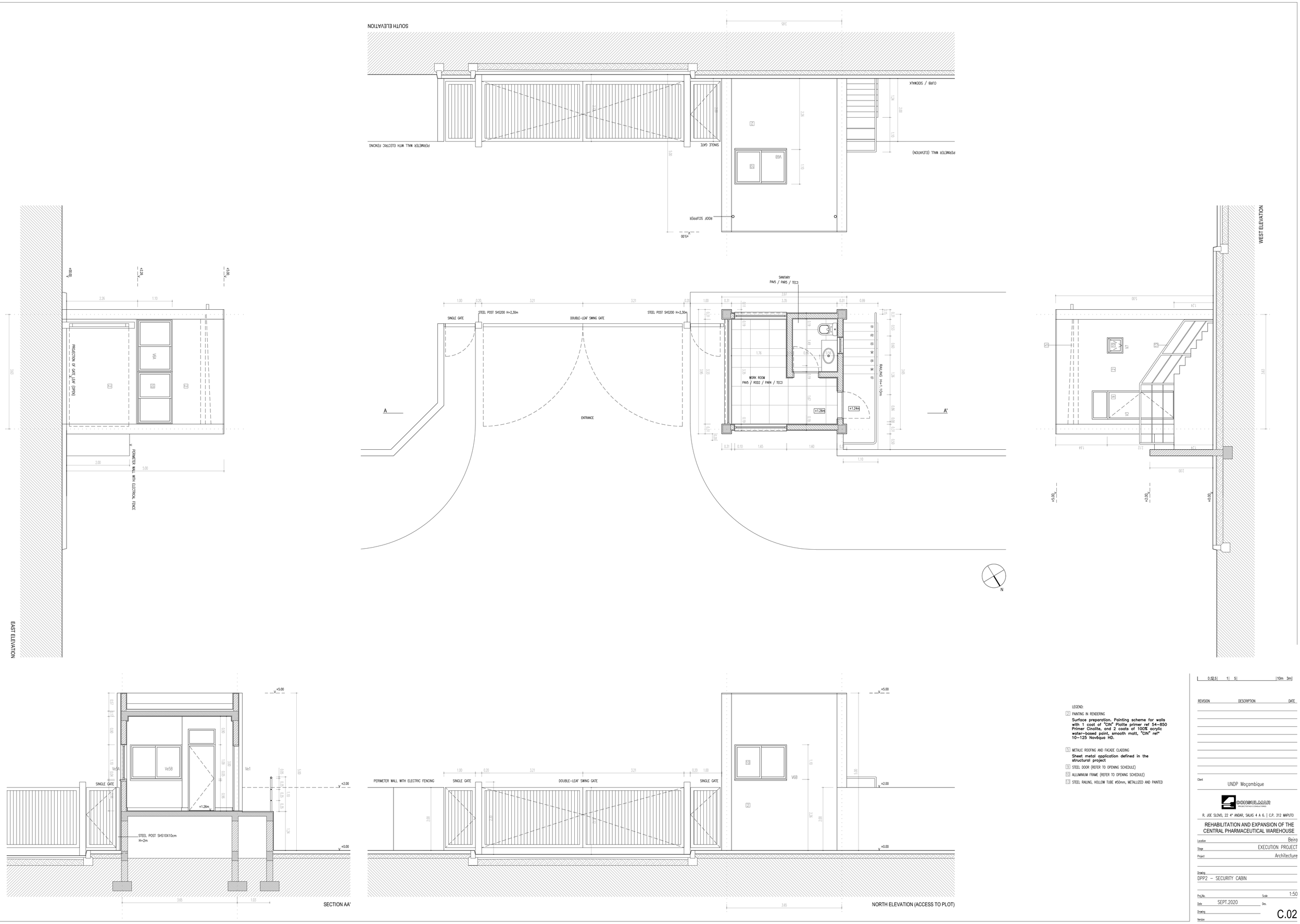

LEGEND:

2 PAINTING IN RENDERING

Surface preparation. Painting scheme for walls with 1 coat of "CIN" Piolite primer ref 54-850 Primer Cinolite, and 2 coats of 100% acrylic water-based paint, smooth matt, "CIN" ref" 10-125 Novéqua HD.

5 METALIC ROOFING AND FACADE CLADDING

Sheet metal application defined in the structural project

9 STEEL DOOR (REFER TO OPENING SCHEDULE)

10 ALLUMINIUM FRAME (REFER TO OPENING SCHEDULE)

13 STEEL RAILING, HOLLOW TUBE ø50mm, METALLIZED AND PAINTED

0.5	2.5	1	5	10m	3m

REVISION	DESCRIPTION	DATE

Client: UNDP Moçambique

CONSULMAR
PROJECTISTAS E CONSULTORES

R. JOE SLOVO, 22 4º ANDAR, SALAS 4 A 6. | C.P. 312 MAPUTO

REHABILITATION AND EXPANSION OF THE CENTRAL PHARMACEUTICAL WAREHOUSE

Location: Beira

Stage: EXECUTION PROJECT

Project: Architecture

Drawing: DPP2 – SECURITY CABIN

Proj.No.: Scale: 1:50

Date: SEPT.2020 Des.

Drawing

Version

C.02

259_002_DPP_gonilo_v3_ENG.dwg

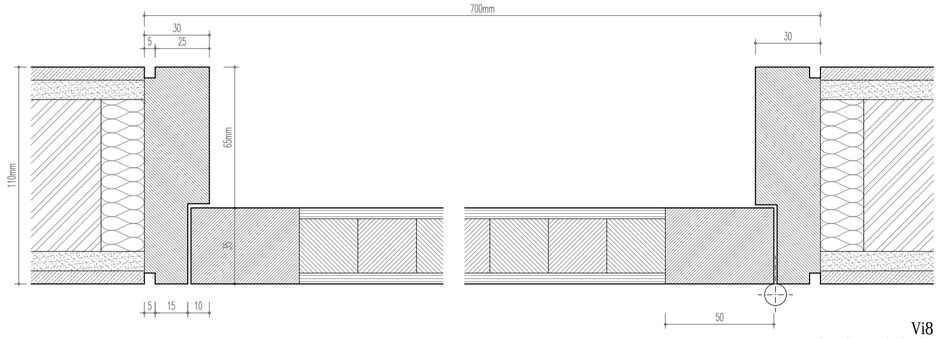

Vi8
HORIZONTAL SECTION

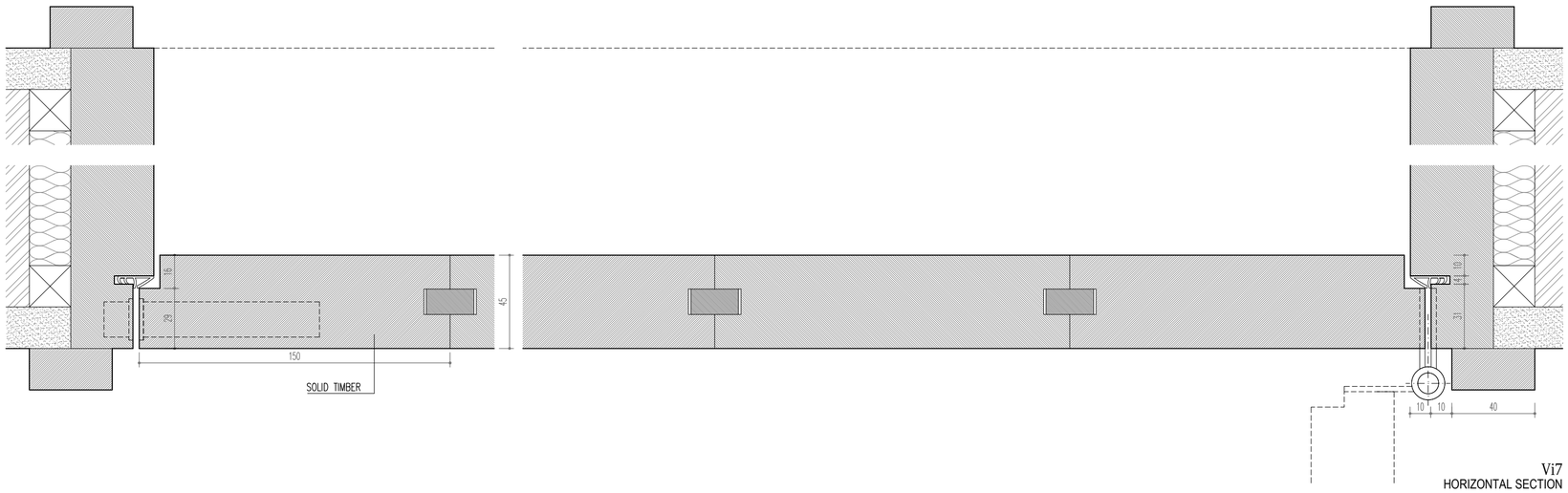

Vi7
HORIZONTAL SECTION

Vi8
VERTICAL SECTION

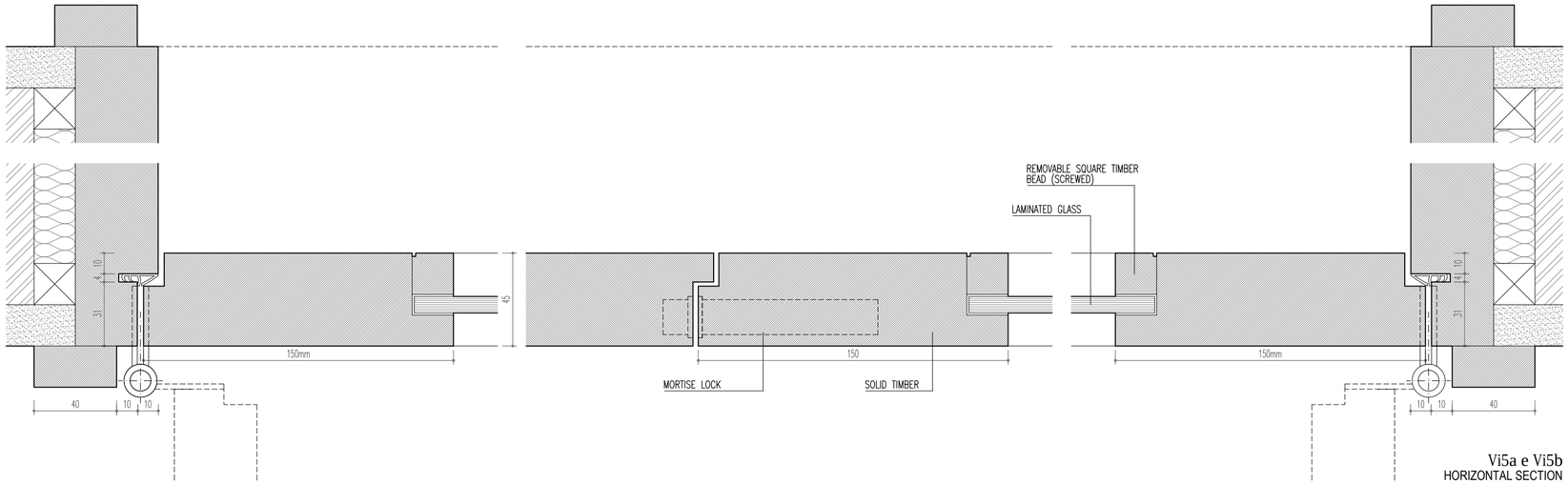

Vi5a e Vi5b
HORIZONTAL SECTION

0.2 | 50 | 100mm

REVISION	DESCRIPTION	DATE

Client
UNDP Moçambique

CONSULMAR
PROJECTISTAS & CONSULTORES

R. JOE SLOVO, 22 4º ANDAR, SALAS 4 A 6. | C.P. 312 MAPUTO

REHABILITATION AND EXPANSION OF THE CENTRAL PHARMACEUTICAL WAREHOUSE

Location: Beira
Stage: EXECUTION PROJECT
Project: Architecture
Drawing: DETAILING OF TIMBERWORK: Vi5, Vi7 and Vi8
Proj.No.
Scale: 1:2
Date: SEPT. 2020
Des.
Drawing: D.01
Version

259_001_Porta_Portas_Interiores_Carpintaria_v3_Eng.dwg

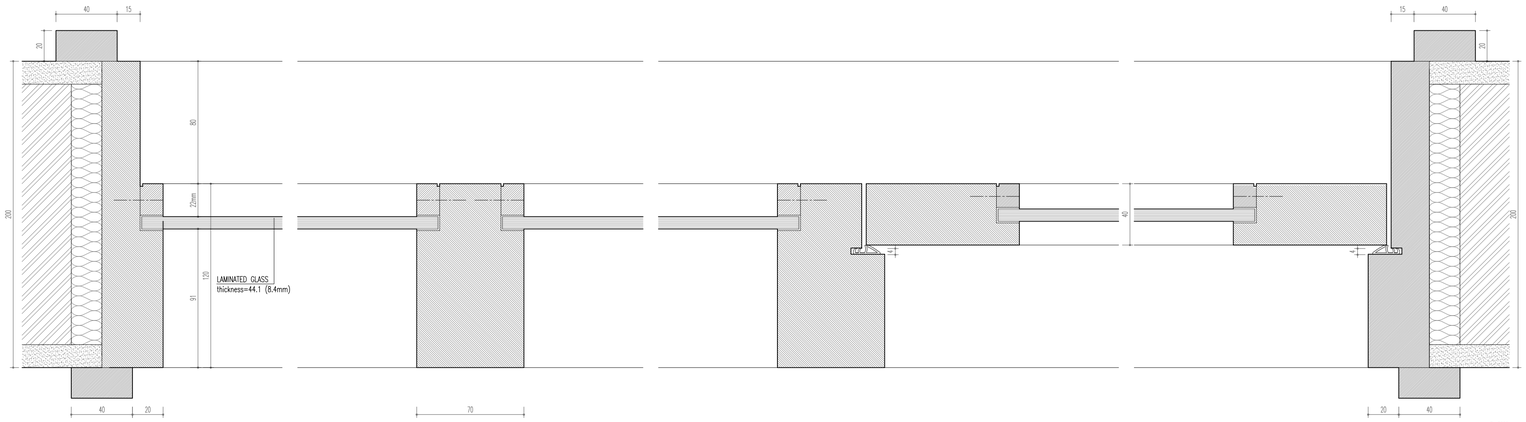

Wi3
HORIZONTAL SECTION

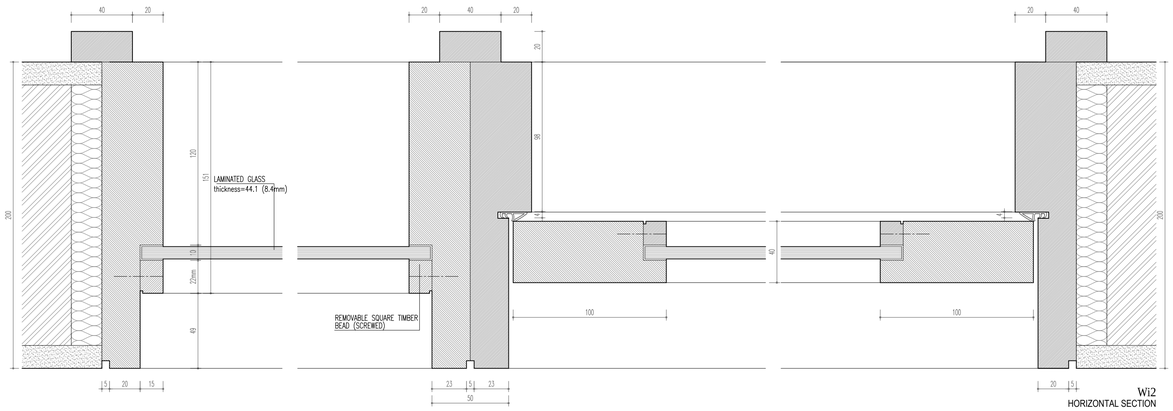

Wi2
HORIZONTAL SECTION

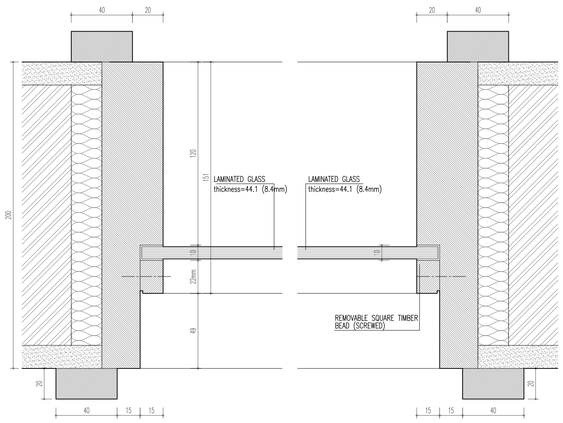

Wi1
HORIZONTAL SECTION

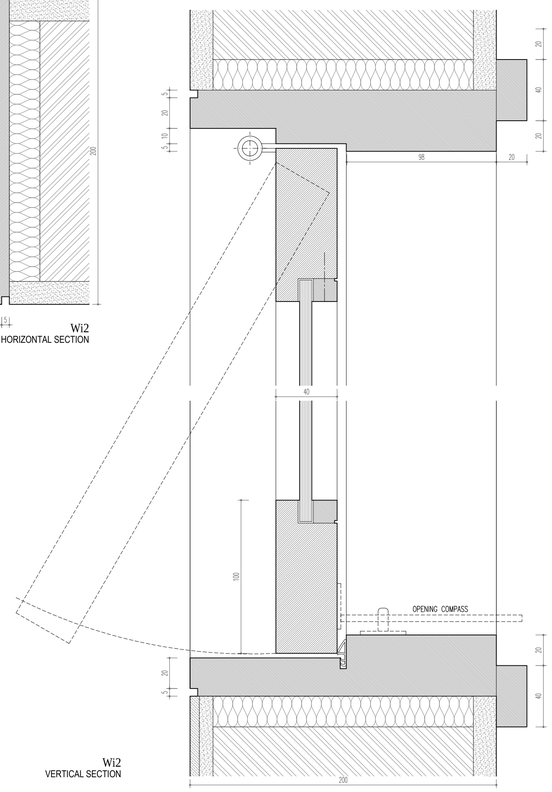

Wi2
VERTICAL SECTION

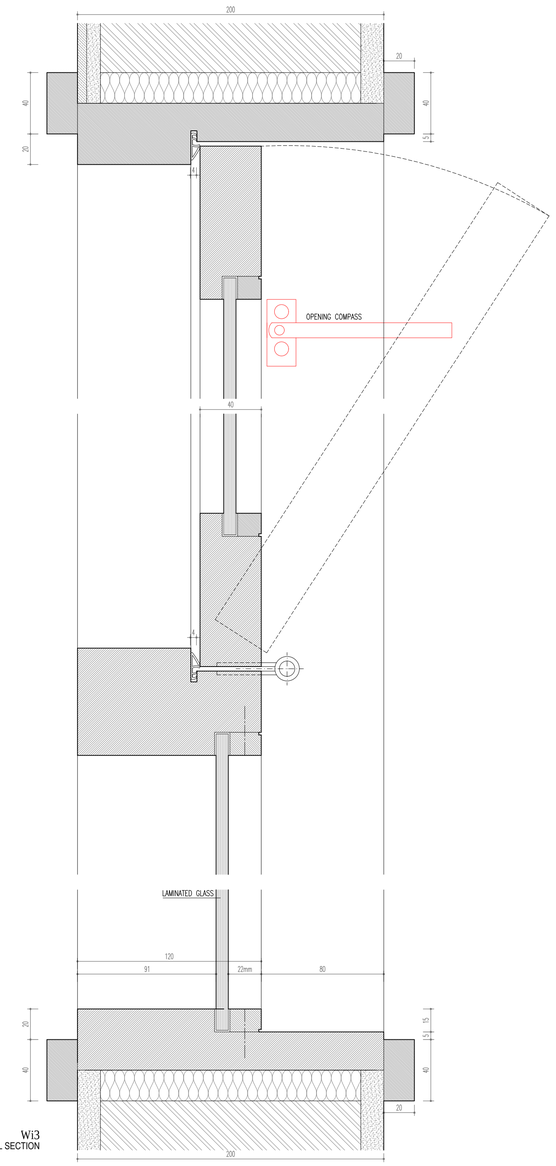

Wi3
VERTICAL SECTION

0.5	1	3m

REVISION	DESCRIPTION	DATE

Client
UNDP Moçambique

CONSULMAR
PROJECTOS E CONSULTORIA

R. JOE SLOVO, 22 4° ANDAR, SALAS 4 A 6. | C.P. 312 MAPUTO

REHABILITATION AND EXPANSION OF THE CENTRAL PHARMACEUTICAL WAREHOUSE

Location: Beira
Stage: EXECUTION PROJECT
Project: Architecture

Drawing
DETAILING OF TIMBERWORK: Wi1 to Wi3

Proj.No.
Scale: 1:2
Date: SEPT. 2020
Des.
Drawing
Version

D.02

259_001_Perm_Portas_Interiores_Carpintaria_v3_Eng.dwg

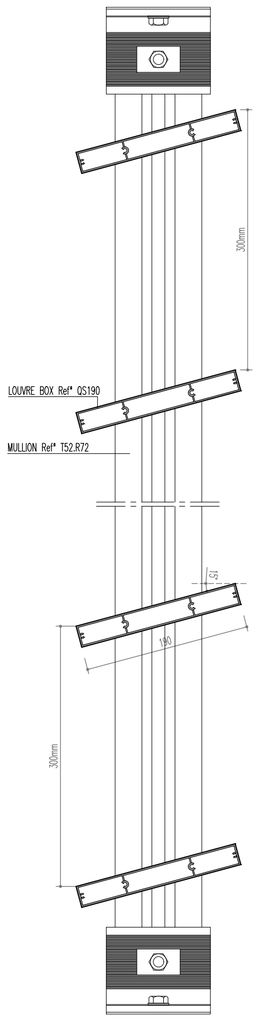

VERTICAL DETAIL

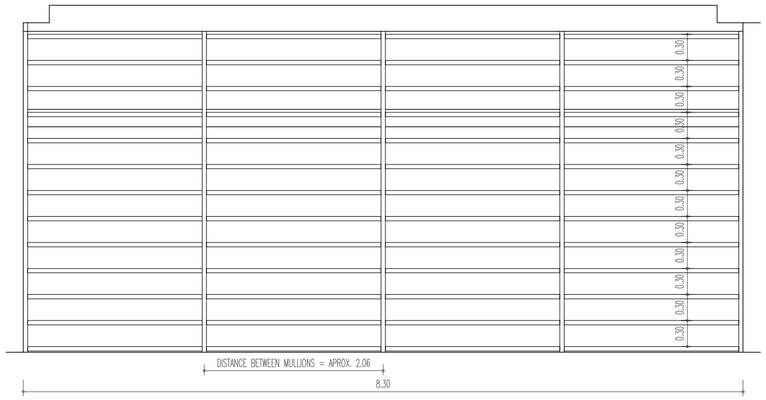

V2a - OUTSIDE VIEW

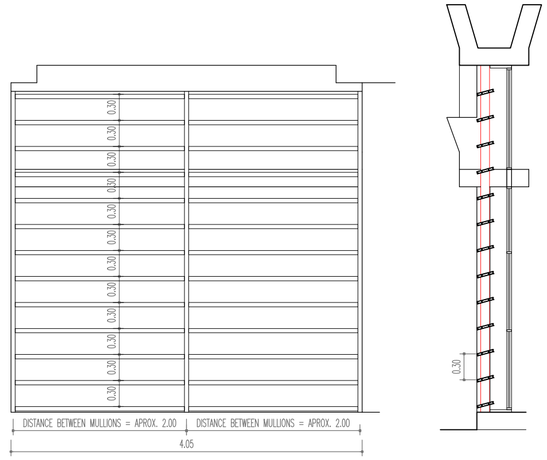

V2b - OUTSIDE VIEW

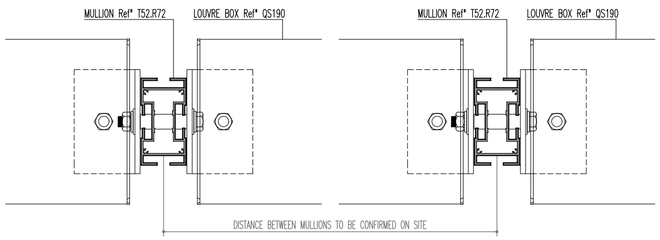

HORIZONTAL DETAILS

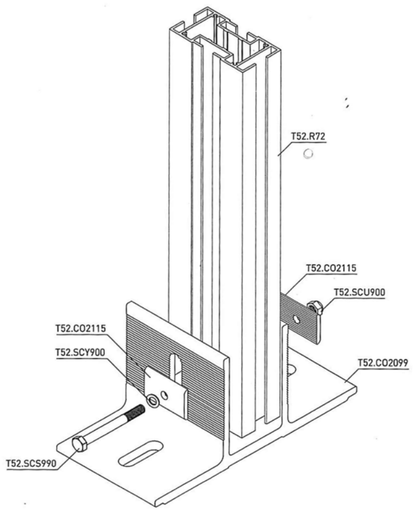

AXONOMETRY - BOLTING TO THE FLOOR

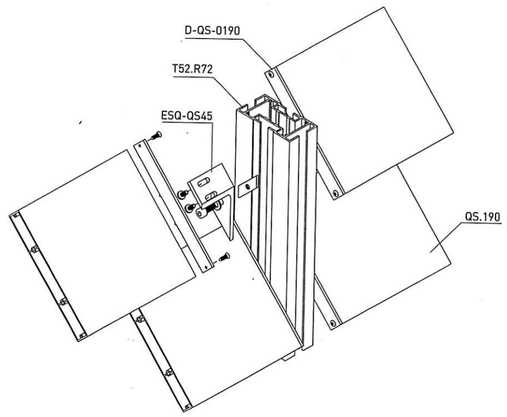

AXONOMETRY - ATTACHMENT OF LOUVRES TO MULLIONS

description	FIXED SHADING LOUVRES
dimensions	ver desenho
shading/protection	Fixed, horizontal, aluminum louvres, of extruded aluminum, from "SAPA", ref. Q S0190, structural support profiles type (T52.R72), natural anodized finish, with 20 microns (Reinforced protection for maritime areas).
Comments	1. Configuration and execution of the span and constituent parts according to the drawing, with mandatory confirmation of all measures on site; 2. Finishing, capping, positioning and alignment must be guaranteed as defined in the Architectural Project. In case of omission, the Designer must be consulted;

50 | 100 | 200 | 300mm

REVISION	DESCRIPTION	DATE

Client: UNDP Moçambique

CONSULMAR
PROJECTISTAS E CONSULTORES

R. JOE SLOVO, 22 4° ANDAR, SALAS 4 A 6. | C.P. 312 MAPUTO

REHABILITATION AND EXPANSION OF THE CENTRAL PHARMACEUTICAL WAREHOUSE

Location: Beira
Stage: EXECUTION PROJECT
Project: Architecture
Drawing: DETAILING: SHADING LOUVRES
Proj.No.
Scale: 1:5
Date: SEPT. 2020
Des.
Drawing
Version

D.03