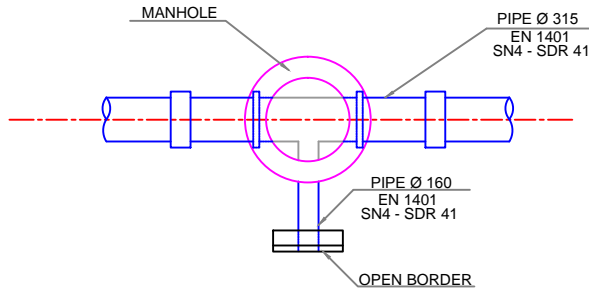


RAYAK - STORM WATER NETWORK AND SIDE WALK DETAILS

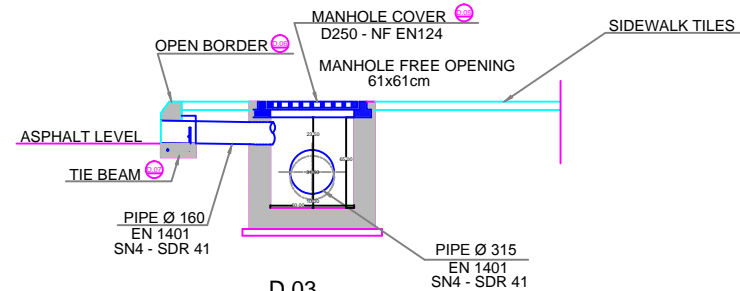
D.01

MANHOLE IN PLAN (TROTTOIR)



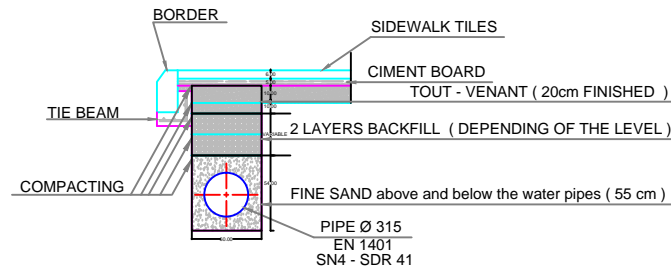
D.01

MANHOLE IN SECTION (TROTTOIR)



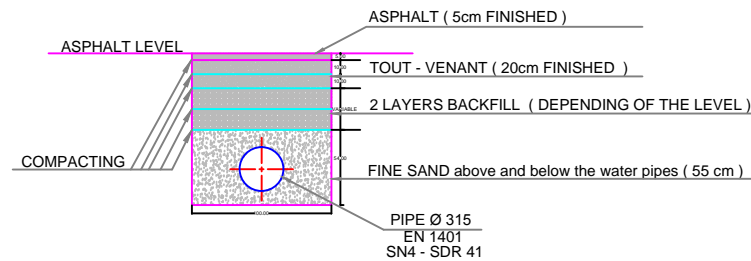
D.02

TRENCH SECTION



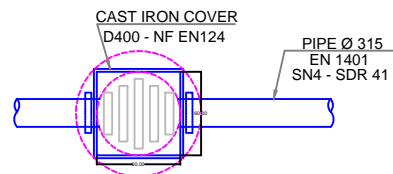
D.03

TRENCH SECTION



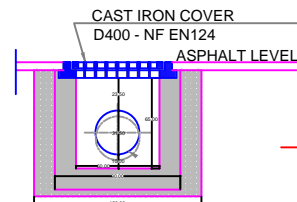
D.04

MANHOLE IN PLAN (ROAD)

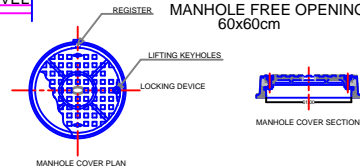


D.04

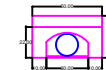
MANHOLE IN SECTION (ROAD)



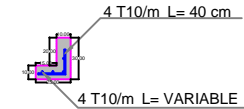
D.05
MANHOLE COVER
MANHOLE COVER
D250 - NF EN124



D.06
OPEN BORDER



D.07
TIE BEAM SECTION



United Nation Development Programme
UNDP Lebanon
Social and Local Development Programme
P.O.Box: 11-2216 Beirut, Lebanon Tel: 961 1 962491

PROGRAMME:
Lebanese Host Communities Support Programme

- NOTES:
- ALL DIMENSIONS AND LEVELS ARE IN METERS UNLESS OTHERWISE INDICATED.
 - DO NOT SCALE DRAWINGS USED FOR CONSTRUCTION USE ONLY SHOW DIMENSIONS.
 - REPORT ANY DISCREPANCIES IMMEDIATELY TO THE ENGINEER.
 - ALL WORKS SHALL BE CARRIED OUT IN ACCORDANCE WITH CURRENT SERVICES REGULATIONS AND STANDARD DETAILS. THE CONTRACTORS SHALL COMPLY WITH ALL UTILITIES REQUIREMENTS AND PROVIDE ALL NECESSARY NOTICES AND ATTENDANCE TO THE CONCERNED AUTHORITIES PRIOR TO COMMENCEMENT OF ANY WORK ON THE SITE.
 - ALL DRAWINGS MUST BE READ IN CONJUNCTION WITH ALL OTHER ARCHITECTURE, STRUCTURE, AND ELECTRICAL DRAWINGS.
 - BEFORE STARTING ANY WORK, THE CONTRACTOR HAS TO SUBMIT SHOP DRAWINGS SHOWING ALL THE DETAILS NEEDED. THE ENGINEER'S APPROVAL OF THE SHOP DRAWING MUST BE OBTAINED PRIOR TO COMMENCEMENT OF WORK.

ARCHITECT:

OWNER -
RAYAK MUNICIPALITY

NO	STATUS	IN PROGRESS

PROJECT
STORM WATER NETWORK
SIDE WALK

RAYAK BEKAA-LEBANON
LOT - - ARCHITECTURE

DETAILS PLAN

SCALE	SHEET NUMBER	S.D.C.
1:1	4	
DATE: SEPTEMBER 2011	DESIGN:	DRAWN: